

To appear in *Astronomical Journal*, April 1998 issue

HS 0551+7241: A New Possible Magnetic Cataclysmic Variable in the Hamburg/CfA Bright Quasar Survey

Danuta Dobrzycka¹, Adam Dobrzycki
Harvard-Smithsonian Center for Astrophysics
60 Garden Street, Cambridge, MA 02138, USA
e-mail: [ddobrzycka,adobrzycki]@cfa.harvard.edu

and

Dieter Engels and Hans-Jürgen Hagen
Hamburg University Observatory
Gojenbergsweg 112, D-21029 Hamburg, Germany
e-mail: [dengels,hhagen]@hs.uni-hamburg.de

ABSTRACT

We present the analysis of the spectroscopic observations of a newly discovered cataclysmic variable HS 0551+7241. In 1995 the star's brightness dropped by $\Delta B \sim 2.5$ mag and HS 0551+7241 entered a low state lasting for ~ 2 yr. The $H\alpha$, $H\beta$ and $\text{HeII}(4686)$ emission line radial velocity curves show evidence of short ~ 50 min fluctuations superimposed on longer, ~ 4 hour variations. We found similar modulations in the line fluxes and the line equivalent widths. The continuum magnitude light curve suggest that HS 0551+7241 may be an eclipsing system. If the 4 hour period is related to the orbital period then the mass function is $\sim 0.138 M_{\odot}$. Relatively strong $\text{HeII}(4686)$ emission and short fluctuation may suggest that the binary is an intermediate polar. In that case the ~ 50 min variations would correspond to the Alfvén radius of $\sim 3 \times 10^{10}$ cm.

1. Introduction

Cataclysmic variables (CVs) are short period ($P_{\text{orb}} \sim 1 - 15$ hr) interacting binaries in which a Roche lobe filling K or M dwarf transfers matter into a white dwarf companion.

¹also Copernicus Astronomical Center, Bartycza 18, 00-716 Warszawa, Poland

Some of these binaries contain strongly magnetic ($B \sim 10^7$ G) white dwarfs and the accreting matter is funneled radially onto the magnetic poles. Standoff shocks are produced above the white dwarf surface which can efficiently convert the infall energy to X-rays. In some of these CVs — polars or AM Her systems — the magnetic field of the primary is so strong that it generates the signature of magnetic accretion: large linear and circular optical polarization, and the primary is secularly phase-locked. In others — intermediate polars, commonly called DQ Her stars — the primaries have less powerful magnetic fields and there is no detectable polarization at optical wavelengths. Magnetic CVs show short timescale periodic variations (from ~ 30 s to 2 hr) in the optical light as well as in the X-ray emission. The pulses are attributed to the rotation of the magnetic white dwarf (see e.g. Patterson 1994; Dobrzycka, Kenyon & Milone 1996). However, the majority of CVs are weakly magnetized systems where the accreting material has excess momentum which does not allow matter to fall directly onto the white dwarf. This accreting matter loses angular momentum gradually as it spirals inward, which leads to the formation of an accretion disc. A boundary layer is formed between the rapidly rotating disk and the white dwarf.

In this paper, we report the discovery of a new cataclysmic variable, HS 0551+7241 ($\alpha_{1950} = 05^{\text{h}}51^{\text{m}}15.9^{\text{s}}$, $\delta_{1950} = 72^{\circ}41'27''$). This object was originally selected as a $B = 16.8$ mag quasar candidate during the course of the Hamburg/CfA Bright Quasar Survey (Engels et al. 1998). Quasar candidates selected from the objective prism spectra taken with the Hamburg Schmidt telescope at Calar Alto, Spain are observed spectroscopically with the 1.5-meter Tillinghast telescope at Whipple Observatory on Mt. Hopkins, Arizona. As it is usually the case with such a survey, several candidates turn out to be CVs. The identification spectrum of HS 0551+7241, obtained in 1995, revealed features typical for a CV: H α , He I, and He II emission lines on top of blue continuum.

We present the first detailed study of the spectroscopic variations of HS 0551+7241. We describe our observations in Section 2. In Section 3 we discuss the data and present arguments for HS 0551+7241 possibly being an intermediate polar system. We summarize our results in Section 4.

2. Observations

In 1991 and 1994, when the Hamburg Schmidt plates were taken, HS 0551+7241 had an estimated magnitude of $B = 16.8$. The identification spectrum was taken in 1995, and the star appeared to be fainter by as much as ~ 2.5 mag. We have been monitoring this object since then; the star remained in the low state in 1996. During our observing run in March 1997 we routinely took an exposure of HS 0551+7241 and found the star to be bright again.

2.1. Spectroscopic observations

The spectra of HS 0551+7241 presented here were obtained with the FAST spectrograph mounted on the 1.5-meter Tillinghast telescope at the Fred Lawrence Whipple Observatory on Mt. Hopkins, Arizona. A thinned, back-side illuminated 512×2688 CCD served as the detector, 300 line/mm grating in first order and $3''$ slit were used, resulting in a dispersion of 100 \AA/mm and a resolution of 2.95 \AA . A typical spectral range was $3700\text{--}7400 \text{ \AA}$. Each night bias, flatfield, and He-Ne-Ar comparison lamp exposures were obtained and used for data calibration. The 600 sec integration times were applied to secure good S/N for the spectra. The weather was clear in all nights, with seeing of $\sim 2 - 3''$. We acquired spectra of HS 0551+7241 with the same instrument on several occasions in 1995 and 1996. Table 1 shows the journal of observations. All the spectroscopic data were reduced to the Hayes & Latham (1975) flux scale using standard packages within IRAF. Photometric calibration of data obtained in 1995 has an uncertainty of $\pm 0.3 - 0.5$ mag, in 1996 $\pm 0.1 - 0.3$ mag and in 1997, $\pm 0.05 - 0.07$ mag. See Figure 1 for examples of HS 0551+7241 spectra.

To search for the continuum variations we measured average fluxes in 20 \AA bins free from emission lines and derived narrow band continuum magnitudes, $m_\lambda = 2.5 \log F_\lambda - 21.1$, where F_λ is in $\text{erg cm}^{-2} \text{ s}^{-1} \text{ \AA}^{-1}$. Figure 2 shows the continuum magnitudes derived from the observations on March 05, 1997.

In addition to the narrow band continuum magnitudes, we also estimated average broad band B- and V-like magnitudes. We combined all the spectra obtained during each night and calculated $m_B = -2.5 \log F_B - 20.45$, and $m_V = -2.5 \log F_V - 21.1$, where F_B and F_V are the average fluxes in the spectral regions corresponding to the width of the B and V bands (Allen 1973). The results are listed in Tables 1 and 2.

We measured emission line fluxes, equivalent widths (EQW) and FWHM values by fitting Gaussian profiles. We estimate the uncertainties of the line fluxes to be between $\sim 15 - 25\%$ for data obtained in 1996, 1997 and $\sim 20 - 35\%$ in 1995, depending on the line strength and fluctuations in the local continuum level. The uncertainties in the estimates of EQW and the FWHM of the emission lines are $\sim 15 - 20\%$ and these quantities were derived for the 1996 and 1997 data only. We also measured radial velocities for the $\text{H}\alpha$, $\text{H}\beta$ and $\text{HeII}(4686)$ lines assuming that the center of the fitted Gaussian is the center of the line. We found their typical uncertainties to be $\sim 20 - 30 \text{ km s}^{-1}$. The $\text{HeII}(4686)$ line lies close to the CIII/NIII blend at 4650 \AA . In most cases we were able to resolve these lines and to fit separate Gaussians to each of them, but that could, however, cause larger uncertainties of the measurements of the $\text{HeII}(4686)$ line. We estimate the flux, EQW and FWHM uncertainties for this line to be $20 - 25\%$ and the radial velocity uncertainties $\sim 30 - 40 \text{ km s}^{-1}$. Table 3 and Figures 3 and 4 show derived properties of the emission lines. The data were not corrected

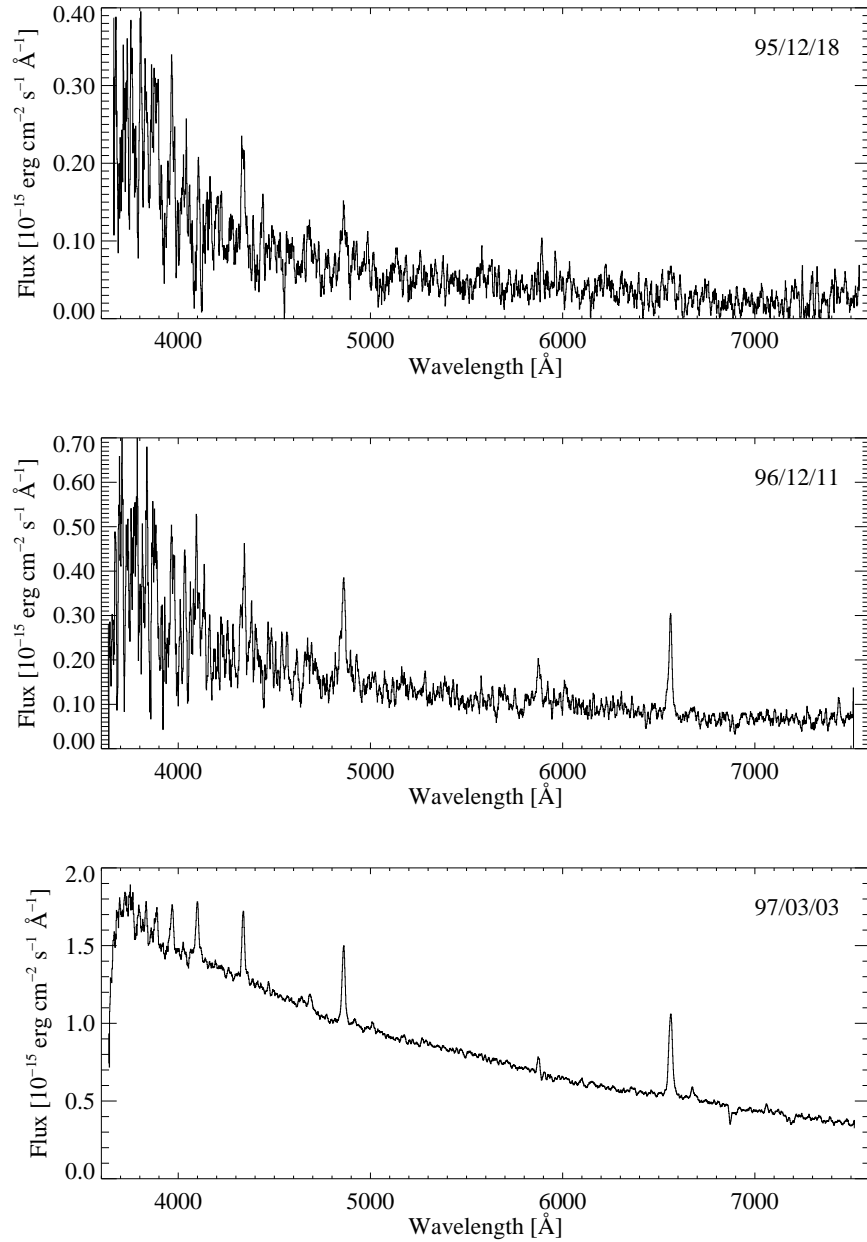


Fig. 1.— Typical spectra of HS 0551+7241. The top and middle panels show spectra obtained in the star's low state, while the bottom panel presents a spectrum acquired when the star returned to its normal brightness.

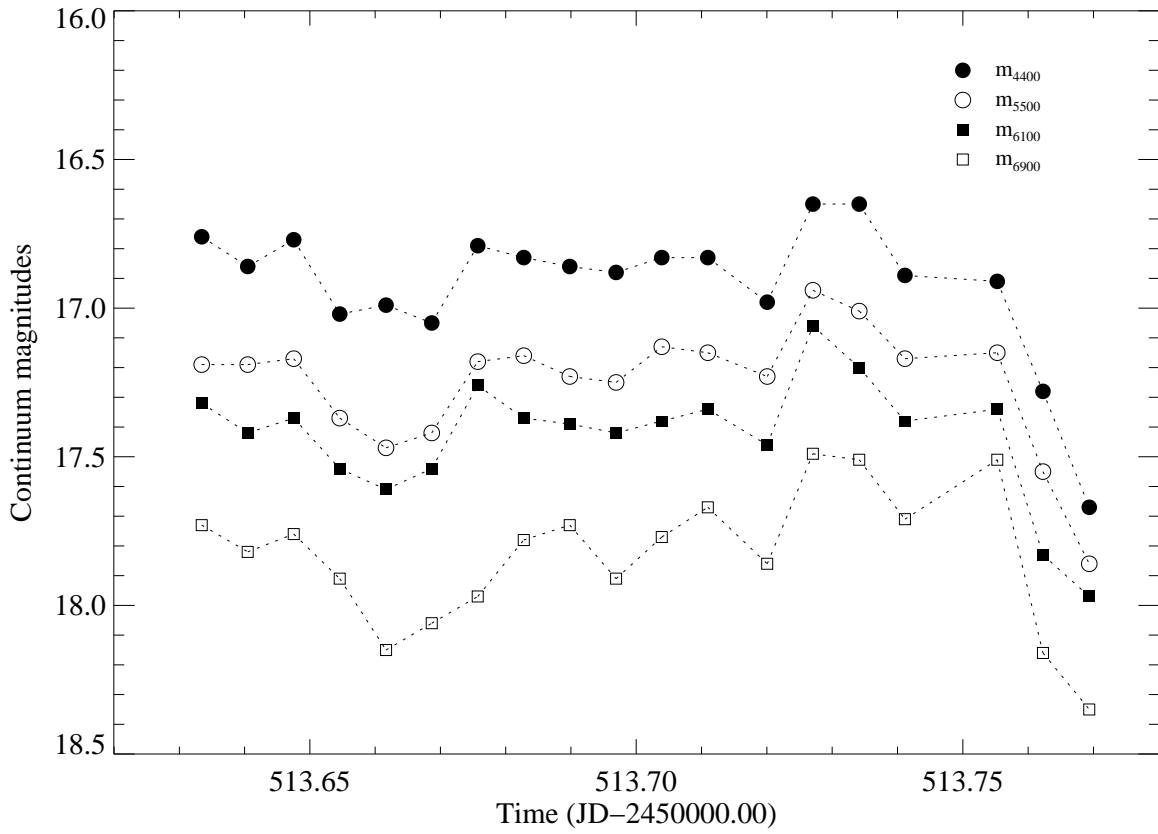


Fig. 2.— Continuum magnitudes of HS 0551+7241 obtained on March 05, 1997. At the end of our observing sequence all the continuum magnitudes decreased by ~ 1 mag, which may indicate beginning of the primary eclipse.

for the interstellar reddening.

Figure 1 shows examples of typical spectra of HS 0551+7241: two obtained in 1995 and 1996, in the star’s low state, and one obtained in 1997, when the star became brighter again. It can be clearly seen that in the low state the continuum was much fainter, by $\Delta m_B \approx 2.5$ mag in 1995, and by $\Delta m_B \approx 1.8$ mag in 1996. Decreasing amplitude may suggest that in late 1996 the star was already rising from its low state. All spectra display blue continuum, strong H I Balmer lines, He I at 5876Å, 6678Å, 4471Å, and 4922Å, He II at 4686Å and the C III/N III blend at 4650Å. In the low state the emission lines are generally weaker than in 1997 and H γ appears to be the strongest emission feature. In most of the CVs the optical spectrum of the secondary appears more clearly during the low state. Since the low state spectra of HS 0551+7241 have relatively low signal-to-noise we are not able to look for absorption features characteristic for the secondary.

2.2. Previous photometric observations of HS 0551+7241.

We attempted to obtain photometry of HS 0551+7241 in October and December 1996. On October 21 the McGraw-Hill 1.3-meter telescope at the MDM Observatory with the CCD camera was used; remaining observations (October 28-30 and December 17-18, 1996) were performed with the the FLWO 1.2-meter telescope with the CCD camera. The October observations were obtained by K. Stanek. We used standard UBVR filters with response curves close to those listed in Bessell (1990) and auto-guided every observation. On both occasions the object appeared to be much fainter than $B \sim 16.8$ mag, which was its brightness when it was originally discovered on the Schmidt plates. We were able to place only upper limit of $B \gtrsim 18.7$ mag. We estimated the upper limit for the brightness of HS 0551+7241, judging from the detection of other faint stars in the field of view, which had B magnitudes ranging from 17 to 18.7 mag (see below).

Since HS 0551+7241 seems to undergo low and high states it is interesting to investigate its light variations from archival observations. We collected the available estimates of the star brightness; we list them, together with our data, in Table 2.

The object is relatively faint, and so we were able to detect it only on the plates from the MC series of the sky patrol plates in the Harvard plate archive. These plates have limiting magnitude of 17 mag. The plates were taken in a photographic bandpass; we related the m_{pg} magnitudes from the plates to the B magnitude using the formula from Allen (1973), $m_{pg} = B - 0.11$ mag. On each plate we looked for HS 0551+7241 and for several neighboring stars, which had brightness ranging from $m_{pg} = 16.4$ to 18.6 mag. Their magnitudes were

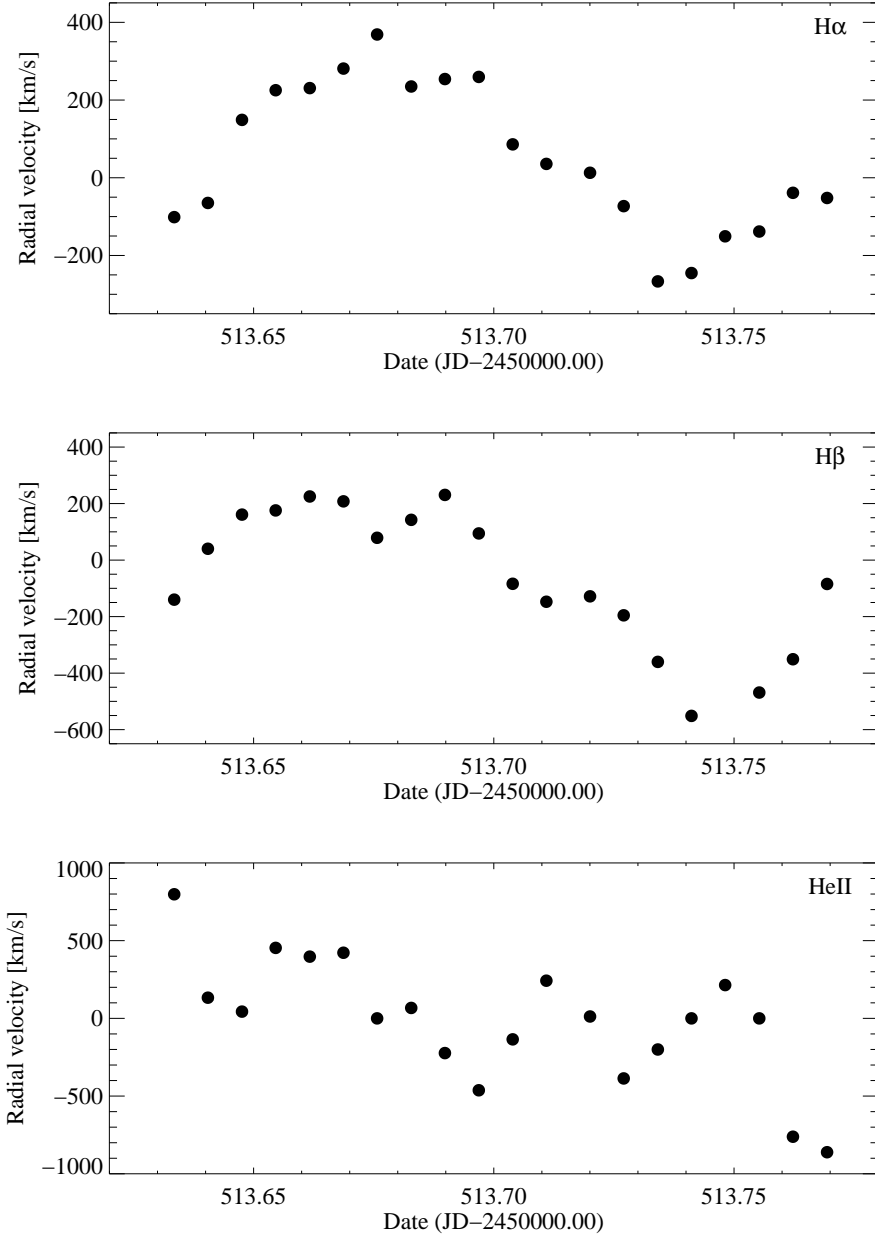


Fig. 3.— Radial velocity data for HS 0551+7241 obtained on March 05, 1997. Top panel shows the radial velocities derived from the H α emission line, middle — H β bottom — HeII(4686).

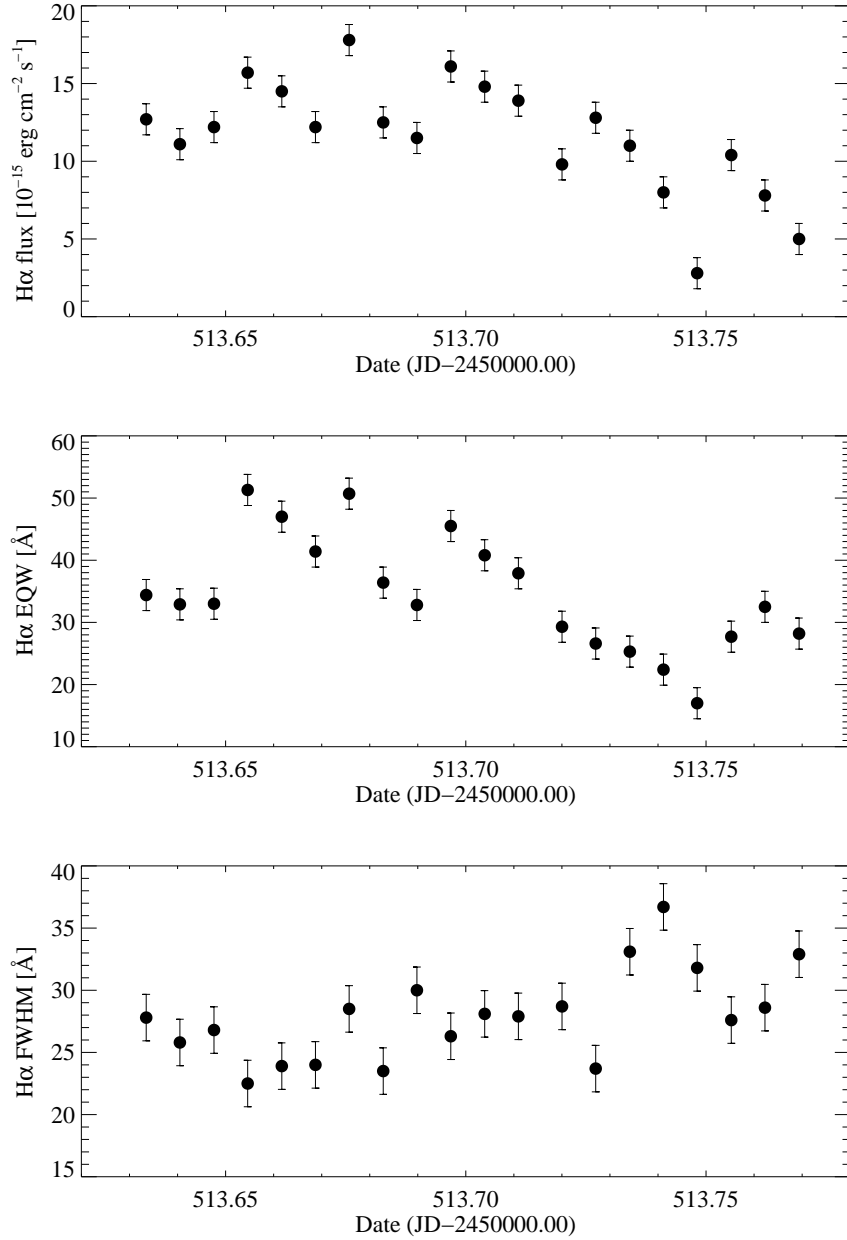


Fig. 4.— Variations of the H α emission line during our observations on March 05, 1997. The top panel shows variations of the line flux, the middle and lower panels plot variations of the line’s equivalent width and full-width-at-half-maximum, respectively.

derived from the Digitized Sky Survey and have uncertainties of ~ 0.1 mag. As they cover relatively wide range of magnitudes, we were able to put some limits on the brightness of HS 0551+7241. All the examined plates showed the CV to be brighter than $m_{pg} \sim 17$ mag ($B \sim 16.9$ mag) indicating that it was in the high state. The results of our search are summarized in Table 2.

3. Discussion

The random historical observations of HS 0551+7241 from the first decades of the century showed that its brightness remained comparable to that seen on the Schmidt plates — $B = 16.8$ mag. Thus, it can be assumed that this is the *normal* brightness of the star, i.e. the brightness at which the star remains for most of the time. We were fortunate to observe HS 0551+7241 fading down by $\Delta B \sim 2 - 3$ mag to its low state between January 1994 and December 1995. In late 1996 the star already seemed to be rising from the minimum. During our observations in March 1997 the HS 0551+7241 brightness was fluctuating from day to day with amplitude in B and V of ~ 0.5 mag (Table 1). Such amplitude modulation in brightness is typical for most CVs (Warner 1995).

The interesting feature in the low state spectra is the unusual relative strength of H I Balmer lines. While the spectrum from 1995 has relatively low S/N ratio, it can be clearly seen that $H\gamma$ is the strongest emission feature. Reddening towards HS 0551+7241 is not yet known in detail, however we estimate it to be $E_{B-V} \leq 0.12$. This estimate is based on the total extinction through the Galaxy from the galactic reddening map of Burstein & Heiles (1982). For this reddening and the standard reddening law (Savage & Mathis 1979), the ratio of $H\beta$ and $H\alpha$ lines is $I(H\beta)/I(H\alpha) \sim 1.5 - 1.3$ in 1995, 1996 and $\sim 1.0 - 0.7$ in 1997, while for the optically thin gas we would rather expect it to be around 0.3.

Flat Balmer decrement, implying that the Balmer emission lines are optically thick, has been observed in most CVs, including intermediate polars (Horne & Marsh 1986, Warner 1995). We see it in the 1997 data. However, the inverted decrement, possibly present in the low state spectra, is typical for AM Her type of magnetic CVs and is also occasionally observed in intermediate polars (e.g. EX Hya, Williams 1983; TW Pic, Mouchet et al. 1991). To achieve inverted flux ratio, the collisional effects between $n = 2$ and $n = 3$ levels must be important, implying the electron density of $N_e \geq 10^{12} \text{ cm}^{-3}$ in the line emitting regions (Stockman et al. 1977; Liebert & Stockman 1985).

In the spectrum from 1995 there is also an evidence of strong HeII(4686). Its strength seems to decrease as the star gets brighter and $I(\text{HeII}4686)/I(H\beta)$ approaches ~ 0.5 in 1996

and 1997. Strong HeII(4686) line has often been used as an indicator of the magnetic field. For the strong AM Her systems this is a confirmed attribute (Liebert & Stockman 1985, Warner 1995). However, Szkody (1995) pointed out that previous analyses showed that the HeII strength in confirmed DQ Hers shows a large range, from the flux much greater than H β at one extreme, to zero at the other. Silber (1986) found a good way to separate magnetic from non-magnetic CVs by plotting $I(\text{HeII}4686)/I(\text{H}\beta)$ ratios versus the EQW of H β . In this plot, the systems with the ratio ≥ 0.4 and the EQW(H β) ≥ 20 are magnetic. Since this method applies to magnetic objects in the high state we can only analyze the 1997 spectra. Using $E_{B-V} \leq 0.12$, we obtain $I(\text{HeII}4686)/I(\text{H}\beta) \approx 0.7 - 0.3$ and EQW(H β) $\approx 25 - 10 \text{ \AA}$. It is worth noting that the HeII(4686)/H β ratio is in practise not sensitive to reddening and thus it is not affected by the uncertain value of E_{B-V} . Clearly, HS 0551+7241 sometimes does and sometime does not fulfill the Silber’s criterion for a magnetic CV.

We observed HS 0551+7241 undergoing a low state. The optical brightness of the star decreased by $\Delta B \sim 2 - 3$ mag during the interval of ~ 2 years. Similar light variations are typical for magnetic CVs, both polars and intermediate polars (Garnavich & Szkody 1988). Long term light curves of, e.g., AM Her, AN UMa, and KO Vel (Feigelson, Dexter & Liller 1978; Meinunger 1976; Cropper 1986; Mukai & Corbet 1987) show that these systems usually stay at the maximum brightness, but occasionally experience drop to a lower brightness. The typical amplitudes are $\Delta B \sim 1.5 - 5$ mag and the stars remain in the low states for few years. The significant long term reduction in optical luminosity is naturally interpreted as a lowering of the average mass transfer rate. However, other CVs that undergo similar variations are nova-like variables, of VY Scl type (Garnavich & Szkody 1988; Warner 1995). With our observations we are not able to unambiguously distinguish if the low states of HS 0551+7241 point to the magnetic or the VY Scl type variations.

The H α and H β radial velocity curves of HS 0551+7241 (Figure 3) appear to consist of small, short fluctuations superimposed on larger sinusoidal variations. The short fluctuations seem to dominate the HeII(4686) radial velocity curve. Also, long and short fluctuations seem to be present in the hydrogen emission line fluxes, EQW and FWHM (Figure 4). The rapid variations may also be seen in the HeII(4686) line properties (Table 3). However, the uncertainties are quite large and the variations are not obvious.

We analyzed the whole sample of radial velocities as well as the emission line properties using Monet’s (1979) Fourier transform algorithm (Kenyon & Garcia 1986) and the Lehmann-Filhes method (e.g. Petrie 1962). The best large-amplitude modulations that we found had a timescale of ~ 4 h. The period of 4.01 ± 0.4 h was present in both, H α and H β , radial velocity curves, as well as in the H β intensities. The H α intensities had shorter period of 3.79 ± 0.41 h, while EQW of H α and H β had a longer period of 4.20 ± 0.65 h. However, they

all agree with the 4 h fluctuations. We have to mention that the periods we found are close to the characteristic length of our data sets, and as such have to be taken with caution. We also do not have enough data to fold them with this period. More observations are needed to confirm the longer modulations. The periodogram analysis of the HeII(4686) radial velocity curve showed evidence of the period of 50 ± 5 min and the longer period of 4.48 ± 0.81 h supporting the 4 h modulations found earlier. Similarly, ~ 50 min fluctuations were found in the H β flux. We were not able to look for shorter variations as the time resolution of our data only allows us to see variations with characteristic timescales of tens of minutes. No other significant periods were found in the data. The continuum magnitude light curves do not show any obvious periodical modulations.

Superposition of longer and shorter periods in the HS 0551+7241 data, where the longer modulations cannot be described in detail, does not allow us to subtract it and search more carefully for the shorter period in residuals. Future observations of HS 0551+7241 may provide us with better data for more detailed periodogram analysis.

Similar long and short variations are characteristic for intermediate polars. High quality, timed-resolved spectroscopic studies of e.g. EX Hya (Hellier et al. 1987), FO Aqr (Hellier, Mason & Cropper 1990; Martell & Keitchuck 1991), AO Psc (Hellier, Cropper & Mason 1991), showed complex structure of the emission lines. The radial velocities of the Balmer lines can be dominated by the S-wave component following the orbital period, while the HeII(4686) line radial velocities show variations with a rotational period of a magnetic white dwarf or a beat period. The short modulations also appear in the fluxes and EQW of the emission lines.

Assuming that the detected ~ 4 hr period corresponds to the orbital period, and the 50 min pulses to the rotational period of the primary we can put some constraints on the system parameters. Fitting circular orbit to the radial velocities yields large scatter in the systemic velocities, γ . Semi-amplitudes range from $K_1 \sim 173$ km s $^{-1}$ for H α up to $K_1 \sim 220$ km s $^{-1}$ for H β and HeII(4686).

The radial velocities of the Balmer lines have been commonly used for the spectroscopic orbit determination for many CVs (see e.g. Dobrzycka & Howell 1992). However, in non-magnetic CVs the HI emission usually originates in the outer parts of the accretion disk and do not therefore trace accurately the orbital motion of the white dwarf. In magnetic CVs the Balmer lines usually originate in gas falling down towards the accretion zone (polars) or in the hot spot (intermediate polars). Figure 2 shows the continuum magnitude light curves obtained for HS 0551+7241 on March 05, 1997. At the end of our observing sequence the continuum brightness decreased at all wavelengths and it appears as if the system was about to enter an eclipse. We estimated following drops of brightness: $\Delta m_{4400} \approx 0.86$ mag,

$\Delta m_{5550} \approx 0.70$ mag, $\Delta m_{6100} \approx 0.63$ mag, and $\Delta m_{6900} \approx 0.58$ mag. This suggests that continuum was getting redder what could indicate possible eclipse of the white dwarf by the secondary. The H I emission lines weaken, but do not disappear completely, while at the same time the He II line becomes hardly visible. If what we observe is a real primary eclipse then the radial velocities of the Balmer lines are out of phase, which suggests that they follow the orbital motion of the secondary, and not of the white dwarf. The radial velocity curve of HeII(4686) is dominated by the short fluctuation and analysis of the orbital variations is very unreliable. Another conclusion that can be drawn from the assumption that HS 0551+7241 is an eclipsing binary is that the inclination angle of the system's orbit, i , is close to 90° .

Since all derived semi-amplitudes agree within errors we adopt average value of $K_1 = 200 \text{ km s}^{-1}$ in further considerations. In view of above discussion we want to emphasize that determination of system parameters for HS 0551+7241 is uncertain and give us only rough estimates. Applying adopted values, $P = 4 \text{ h}$, $K_1 = 200 \text{ km s}^{-1}$ and $i \approx 90^\circ$, to the mass function equation, $f(M_2) = M_2[q/(q+1)]^2 \sin^3 i$ we find $f(M_2) \approx 0.138 M_\odot$. For an average mass of the white dwarfs in magnetic CVs with $P_{\text{orb}} \geq 2.4 \text{ h}$, $M_1 \approx 0.75 M_\odot$ (Webbink 1990) we obtain mass ratio $q = M_2/M_1 \sim 0.7$ and thus $M_2 \approx 0.5 M_\odot$. This is in a good agreement with the $M_2 \approx 0.4 M_\odot$ calculated from the mean empirical mass-period relationship $M_2 = 0.065 P_{\text{orb}}(h)^{1.25}$ (Warner 1995).

In the intermediate polars the accretion disk extends outward from the magnetosphere of the white dwarf. The magnetosphere is defined by the *Alfvén radius*, at which the pressure exerted by the infalling material is balanced by the magnetic pressure. Assuming spherical, free-fall accretion, the Alfvén radius can be written as $R_A = 5.1 \times 10^8 \dot{M}_{16}^{-2/7} M_1^{-1/7} \mu_{30}^{4/7} \text{ cm}$, where \dot{M}_{16} is the mass accretion rate in units of 10^{16} g s^{-1} , M_1 is expressed in M_\odot , and μ_{30} is the magnetic moment in units of 10^{30} G cm^3 (Frank, King & Raine 1992). The magnetic moment is specified by the white dwarf surface field strength, B , and is expressed with $\mu = BR_1^3$. For typical $\dot{M} \approx 10^{16} - 10^{17} \text{ g s}^{-1}$ and $B \sim 10^7 \text{ G}$ we obtain $R_A \approx 3 \times 10^{10} \text{ cm}$ if we use $M_1 = 0.75 M_\odot$ and the white dwarf radius of $R_1 \approx 5 \times 10^8 \text{ cm}$. As the accreting gas finds its way inside the Alfvén radius, it produces shock heated region on the inner edge of the disk. After that, the matter flows along the magnetic field lines towards the magnetic poles of the white dwarf. If the base of the accretion stream on the Alfvén radius remains fixed with respect to the disk then the heated region will rotate with the Keplerian velocity of the inner edge of the disk. The detected 50 min period corresponds to the radius of a Keplerian orbit $R \approx 2.9 \times 10^{10} \text{ cm}$, which agrees very well with estimated Alfvén radius. We can compare it with the semiamplitude of the white dwarf's orbit $A_1 \sin i = (2\pi)^{-1} P_{\text{orb}} K_1 \approx 5 \times 10^{10} \text{ cm}$; the Alfvén radius lies well within it.

4. Conclusions

We observed a new cataclysmic binary HS 0551+7241. Our analysis of spectroscopic and historic photometric data showed that this object may be a candidate for the intermediate polar.

We observed HS 0551+7241 undergoing a low state lasting ~ 2 yr. During the minimum of its activity the stellar brightness dropped by $\Delta B \sim 2 - 3$ mag; such low states are common among AM Her and DQ Her systems. The periodogram analysis of the $H\alpha$, $H\beta$ and $\text{HeII}(4686)$ radial velocities revealed that the hydrogen lines are likely dominated by the S-wave component, following the orbital variations with $P_{\text{orb}} \sim 4$ hr, while $\text{HeII}(4686)$ shows rapid fluctuations with $P \approx 50$ min. Similar long- and short-term variations were present in the emission line fluxes and EQW. Adopting 4 hr modulation as the HS 0551+7241 orbital period we obtain the mass function $f(M_2) \approx 0.138 M_{\odot}$, and, after some reasonable assumptions, we put some constraints on the system parameters: $M_1 = 0.75 M_{\odot}$, $q = M_2/M_1 \sim 0.7$, $i \sim 90^\circ$. The 50 min period very likely corresponds to the white dwarf's Alfvén radius $R_A \sim 3 \times 10^8$ m.

Polars and intermediate polars are known to be relatively bright X-ray sources, although there are several objects that have not been detected in X-rays (Patterson 1994). To our knowledge, no X-ray sources were detected on the position of HS 0551+7241, including the Rosat All Sky Survey (Greiner & Voges 1997).

HS 0551+7241 appears to be a very interesting object. More UV/optical/IR and polarimetric observations are needed to derive accurately the system parameters, characterize properties of the white dwarf and the red dwarf companion, and to probe the magnetic nature of the system. Future pointed X-ray observations could provide us with additional informations about the short signal modulations and put more light on the physical properties of the primary.

We thank the staff of the FLWO 1.5-m telescope for assistance with obtaining the observations, K. Stanek for acquiring optical photometry in October 1996, and S. Kenyon for providing us with the code for the periodogram analysis. We also thank M. Hazen, M. Livio, P. Garnavich, E. Schlegel, and the anonymous referee for advice and helpful comments. This research has made use of the Simbad database, operated at CDS, Strasbourg, France, and of the Digitized Sky Survey, produced at the Space Telescope Science Institute under U.S. Government grant NAG W-2166. AD acknowledges support from NASA Contract No. NAS8-39073 (ASC). The Hamburg Quasar Survey is supported by the DFG through grants Re 353/11 and Re 353/22.

REFERENCES

- Allen, C. W. 1973, *Astrophysical Quantities*, 3rd ed. (Athlone, London)
- Bessell, M. S. 1990, *PASP*, 102, 1181
- Burstein, D., & Heiles, C. 1982, *AJ*, 87, 1165
- Cropper, M. S. 1986, *MNRAS*, 222, 225
- Dobrzycka, D., & Howell, S. B. 1992, *ApJ*, 614
- Dobrzycka, D., Kenyon, S. J., & Milone, A. A. E. 1996, *AJ*, 111, 414
- Engels, D., Dobrzycki, A., Hagen, H.-J., Elvis, M., Huchra, J., & Reimers, D. 1998, in preparation
- Feigelson, E., Dexter, L., & Liller, W. 1978, *ApJ*, 222, 263
- Frank, J., King, A. R., & Raine, D. J. 1992, *Accretion Power in Astrophysics* (Cambridge University Press, Cambridge)
- Garnavich, P., & Szkody, P. 1988, *PASP*, 100, 1522
- Greiner, J., & Voges, W. 1997, private communication
- Hayes, D., & Latham, D. W. 1975, *ApJ*, 197, 593
- Hellier, C., Mason, K. O., Rosen, S. R., & Cordova, F. A. 1987, *MNRAS*, 228, 463
- Hellier, C., Mason, K. O., & Cropper, M. S. 1990, *MNRAS*, 242, 250
- Hellier, C., Cropper, M. S., & Mason, K. O. 1991, *MNRAS*, 248, 233
- Horne, K., & Marsh, T. R. 1986, *MNRAS*, 218, 761
- Kenyon, S. J., & Garcia, M. R. 1986, *AJ*, 91, 125
- Liebert, J., & Stockman, H. S. 1985, *Cataclysmic Variables and Low-Mass X-Ray Binaries*, eds. D. Q. Lamb & J. Patterson (Reidel, Dordrecht), p. 151
- Martell, P. J., & Kaitchuck, R. H. 1991, *ApJ*, 366, 286
- Meinunger, L. 1976, *Inf. Bull. Var. Stars*. No. 1168
- Monet, D. G. 1979, *ApJ*, 234, 275
- Mouchet, M., Bonnet-Bidaud, J. M., Buckley, D. A. H., & Tuohy, I. R., 1991, *A&A*, 250, 99
- Mukai, K. & Corbet R. H. D. 1987, *PASP*, 99, 149
- Patterson, J. 1994, *PASP*, 106, 209
- Petrie, R. 1962, in *Astronomical Techniques*, ed. W. A. Hiltner (University of Chicago Press, Chicago), p. 560

- Savage, B. D., & Mathis, J. S. 1979, *ARA&A*, 17, 73
- Silber, A. 1986, Ph.D. thesis, MIT
- Stockman, H. S., Schmidt, G. D., Angel, J. R. P., Liebert, J., Tapia, S., & Beaver, E. A. 1977, *ApJ*, 217, 815
- Szkody, P., 1995, *Cape Workshop on Magnetic Cataclysmic Variables*, ASP Conference Series, Vol. 58, eds. D. A. H. Buckley & B. Warner (ASP, San Francisco), p. 54
- Warner, B. 1995, *Cataclysmic Variable Stars* (Cambridge University Press, Cambridge)
- Webbink, R. F. 1990, in *Accretion-Powered Compact Binaries*, ed. C. W. Mauche (Cambridge University Press, Cambridge), p. 177
- Williams, G. 1983, *ApJS*, 53, 523

Table 1. Journal of observations.

Date	JD	Exp.Time [s]	Duration [h]	Avg. m_B [mag]	Avg. m_V [mag]
1995/12/18	2450070.81163	400	0.11	19.3	19.5
1996/12/11	2450429.75818	600	0.17	18.6	18.7
1997/03/02	2450510.69231	480	4.66	17.0	16.9
1997/03/03	2450511.65205	600	2.19	16.7	16.7
1997/03/05	2450513.70140	600	3.30	17.4	17.2

Table 2. Previous observations of HS 0551+7241.

Date	Magnitude	Source
1916/10/01	$B \sim 17$	Harvard plate MC11258
1935/01/02	$B \sim 17$	Harvard Plate MC27582
1935/01/05	$B \sim 17$	Harvard Plate MC27594
1935/02/05	$B < 17$	Harvard Plate MC27640
1935/12/21	$B \sim 17$	Harvard Plate MC28038
1991/04/15	$B = 16.8$	Hamburg Plate H1995
1994/01/13	$B = 16.8$	Hamburg Plate H2621
1995/12/18	$m_B = 19.3, m_V = 19.5$	FLWO 1.5 m telescope, FAST
1996/10/28	$B > 18.7$	MDM 1.3 m telescope, CCD camera
1996/10/29	$B > 18.7$	MDM 1.3 m telescope, CCD camera
1996/10/30	$B > 18.7$	MDM 1.3 m telescope, CCD camera
1996/12/11	$m_B = 18.6, m_V = 18.7$	FLWO 1.5 m telescope, FAST
1996/12/17	$B \gtrsim 18.7$	FLWO 1.2 m telescope, CCD camera
1996/12/18	$B \gtrsim 18.7$	FLWO 1.2 m telescope, CCD camera

Table 3. Optical emission line fluxes in units of 10^{-15} erg cm $^{-2}$ s $^{-1}$.

JD (2450000.0+)	f(H α)	f(H β)	f(H γ)	f(H δ)	f(HeI5876)	f(HeII4686)
070.81163	2.1	2.7	3.2	2.6	0.8	2.0
429.75818	4.4	5.1	3.5	...	1.7	2.4
510.59532	5.5
510.60044	5.8	7.9	5.5
510.61924	10.0	7.5	5.9	4.8	3.6	1.7
510.64208	10.7	9.6	8.4	7.2	1.7	1.7
510.66504	14.7	7.1	5.2	3.9	2.6	2.4
510.68736	12.8	7.7	5.7	...	1.2	3.3
510.71493	10.5	6.6	6.7	...	1.6	2.4
510.74112	10.8	6.4	...	3.9	1.3	3.1
510.76408	8.4	7.2	7.1	3.9	...	1.6
510.78929	12.7	10.5	9.3	12.5	2.8	...
511.60733	16.6	11.5	8.7	6.8	...	3.7
511.61478	13.0	9.5	4.7	6.0	1.0	2.4
511.62222	11.3	6.8	7.3	8.5	4.4	4.9
511.62973	11.9	9.4	6.5	5.6	5.4	4.6
511.63720	10.9	10.2	8.4	6.8	1.6	2.0
511.64463	16.9	20.4	17.2	17.2	5.2	6.0
511.65206	14.8	13.0	12.7	10.0	4.7	3.7
511.65948	12.0	11.2	9.2	6.8	3.8	5.7
511.66690	13.1	9.3	7.4	5.2	3.0	3.9
511.67434	14.2	8.0	5.9	3.2	3.7	...
511.68179	12.6	6.0	3.0	4.1	0.6	...
511.68925	12.0	9.1	10.0	9.4	...	2.7
511.69676	12.7	8.2	4.6	5.8	1.7	...
513.63348	12.7	9.4	10.4	7.6	3.1	1.9
513.64052	11.1	8.0	6.9	5.3	1.5	3.6
513.64757	12.2	8.9	9.5	4.3	2.9	2.9
513.65462	15.7	13.0	10.5	15.1	2.8	2.8
513.66166	14.5	9.8	7.4	5.4	1.9	3.7
513.66870	12.2	9.3	3.2	4.1	3.0	2.4
513.67574	17.8	11.9	...	10.0
513.68279	12.5	6.7	6.3	3.3
513.68983	11.5	9.9	8.7	3.7	2.0	2.8
513.69687	16.1	11.0	8.1	7.0	2.4	0.9
513.70392	14.8	10.6	6.5	4.6	1.4	2.2
513.71096	13.8	7.0	6.8	4.9	1.7	1.2
513.72002	9.8	6.4	5.8	...	1.1	3.5
513.72707	12.8	9.4	7.2	...	2.6	2.1
513.73411	11.0	3.9	3.7	...	0.8	1.6
513.74116	8.0	4.5	3.8	...	0.6	...
513.74819	2.8	1.8	0.5
513.75524	10.4	5.1	5.5	...	3.0	...
513.76228	7.8	7.8	3.3	...	1.8	2.9
513.76932	5.0	5.3	5.0	>3.0	1.7	0.9