

BeppoSAX Observations of 2 Jy Lobe-dominated Broad-Line Sources: the Discovery of a Hard X-ray Component

Raffaella Morganti ^a, Paolo Padovani ^b, Joachim Siebert ^c, Andrea Cimatti ^d,
Clive N. Tadhunter ^e and Fausto Vagnetti ^f

^aIstituto di Radioastronomia, Via Gobetti 101, I-40129 Bologna, Italy

^bDipartimento di Fisica, II Università di Roma “Tor Vergata”, Via della Ricerca Scientifica 1, I-00133 Roma, Italy

Space Telescope Science Institute, 3700 San Martin Drive, Baltimore, MD. 21218, USA
Affiliated to the Astrophysics Division, Space Science Department, European Space Agency

^cMax-Planck Institut für Extraterrestrische Physik, Giessenbachstrasse, D-85740 Garching bei München, Germany

^dOsservatorio Astrofisico di Arcetri, Largo E. Fermi 5, I-50125 Firenze, Italy

^eDept. of Physics, University of Sheffield, Sheffield S3 7RH, UK

^fDipartimento di Fisica, II Università di Roma “Tor Vergata”, Via della Ricerca Scientifica 1, I-00133 Roma, Italy

We present new *BeppoSAX* LECS, MECS, and PDS observations of five lobe-dominated, broad-line active galactic nuclei selected from the 2 Jy sample of southern radio sources. These include three radio quasars and two broad-line radio galaxies. ROSAT PSPC data, available for all the objects, are also used to better constrain the spectral shape in the soft X-ray band. The collected data cover the 0.1 – 10 keV energy range, reaching 40 keV for one source. Detailed spectral fitting shows that all sources have a flat hard X-ray spectrum with energy index $\alpha_x \sim 0.75$ in the 2 – 10 keV energy range. This is a new result, which is at variance with the situation at lower energies where these sources exhibit steeper spectra. Spectral breaks ~ 0.5 at 1 – 2 keV characterize the overall X-ray spectra of our objects. The flat, high-energy slope is very similar to that displayed by flat-spectrum/core-dominated quasars, which suggests that the same emission mechanism (most likely inverse Compton) produces the hard X-ray spectra in both classes. Contrary to the optical evidence for some of our sources, no absorption above the Galactic value is found in our sample. Finally, a (weak) thermal component is also present at low energies in the two broad-line radio galaxies included in our study.

1. The Astrophysical Problem

There is abundant evidence that strong anisotropies play a major role in the observed characteristics of radio loud active galactic nuclei (AGN) and this has led to suggest a unification of all high-power radio sources (Barthel 1989; see Antonucci 1993 and Urry & Padovani 1995 for a review).

According to this scheme:

1) the lobe-dominated, steep-spectrum radio quasars (SSRQ) and the core-dominated, flat-

spectrum radio quasars (FSRQ) are believed to be increasingly aligned versions of Fanaroff-Riley type II (FR II; Fanaroff & Riley 1974) radio galaxies.

2) the broad-line (FWHM ≈ 2000 km s⁻¹) radio galaxies (BLRG) have a still uncertain place. They could represent either objects intermediate between quasars and radio galaxies, (i.e. with the nucleus only partly obscured and the broad emission lines just becoming visible at the edge of the obscuring torus) or low-redshift, low-power equivalent of quasars.

Table 1
Sample Properties

Name	z	$R_{2.3GHz}$	Class	LECS exposure(s)	MECS exposure(s)	Observing date
OF-109	0.574	0.57	QSO	...	16,864	22-Sep-96
Pictor A	0.035	0.03	BLRG	5,271	14,798	12/13-Oct-96
OM-161	0.554	0.16	QSO	13,271	28,248	11/12-Jan-97
PHL 1657	0.200	0.06	QSO	4,704	17,429	29-Oct-96
PKS 2152-69	0.027	0.03	BLRG	...	9,367	29-Sep-96

As expected from this scheme, a nuclear, likely beamed X-ray component in quasars is quite well established in particular for FSRQ and blazars (Wilkes & Elvis 1987; Shastri et al. 1993; Sambruna et al. 1994)

What about the lobe-dominated quasars and broad-line radio galaxies?

2. The Sample

We have observed with *BeppoSAX* five lobe-dominated broad-line AGN from the 2 Jy sample of radio sources (Wall & Peacock 1985). These have been selected by taking the 10 sources (out of the 16 present in a complete sub sample) with estimated flux in the 0.1 – 10 keV band larger than 2×10^{-12} erg cm $^{-2}$ s $^{-1}$. Unlike many previous studies of the X-ray spectra of radio sources, our sample is well-defined and unbiased (apart from the obvious limitations of all flux-limited samples). The list of objects and their characteristics are given in Table 1¹.

Note that for these objects optical spectra (Tadhunter et al. 1993, 1997), radio images and fluxes (Morganti et al. 1993, 1997) and ROSAT All-Sky Survey and/or ROSAT PSPC pointed observations (Siebert et al. 1996) are available.

3. Observations and Spectral Fits

In the last three columns of Table 1 we summarize some information about the observations

Data analysis was based on the linearized, cleaned event files obtained from the *BeppoSAX*

¹Throughout this paper the values $H_0 = 50$ km s $^{-1}$ Mpc $^{-1}$ and $q_0 = 0$ have been adopted and spectral indices are written $S_\nu \propto \nu^{-\alpha}$.

SDC on-line archive and on the XIMAGE package. Spectra were accumulated for each observations using the SAXSELECT tool and the recommended extraction radii.

Spectral analysis was performed with the XSPEC 9.00 package, using the response matrices released by SDC in early 1997. The spectra were rebinned such that each new bin contains at least 20 counts. Spectral fits for the three objects for which LECS data were available show that the fitted N_H values are consistent with the Galactic ones. We then assumed Galactic N_H in the combined LECS and MECS fits. For the two objects without LECS data this assumption is also justified by the fact that the fit to the MECS data is not strongly dependent on N_H .

From the combined LECS and MECS fits all sources have very flat X-ray energy indices, with a mean value $\langle \alpha_x \rangle = 0.75 \pm 0.02$. One object (PHL 1657) shows evidence of a spectral break ~ 0.5 at $E \sim 1$ keV.

All our objects have ROSAT PSPC data (4 targets and one from the RASS). We then put the *BeppoSAX* and ROSAT PSPC data together to better constrain the shape of the X-ray spectra, especially at low energies. Two of our sources, in fact, have no LECS data, while for the remaining three only less than 10 LECS bins are available below 1 keV.

At first, we fitted the *BeppoSAX* and ROSAT data separately with a single power-law model modified at low energies by absorption due to neutral gas in the Galaxy. From this preliminary analysis it was clear that two different slopes for the power law are necessary at low and high energies.

Table 2
 ROSAT PSPC, BeppoSAX LECS and MECS spectral fits

Name	α_S	α_H	E_{break} keV	$\chi^2_D(\text{dof})$	Flux(2 – 10 keV) $10^{-12} \text{ erg cm}^{-2} \text{ s}^{-1}$
OF-109	$1.33^{+0.11}_{-0.10}$	$0.80^{+0.20}_{-0.21}$	$1.32^{+1.39}_{-0.37}$	1.06(71)	3.7 ± 0.1
Pictor A	$0.79^{+0.07}_{-0.07}$	$0.56^{+0.21}_{-0.38}$	$3.92^{+4.88}_{-3.10}$	0.91(157)	13.8 ± 0.3
OM-161	...	$0.77^{+0.11}_{-0.11}$...	0.79(86)	2.5 ± 0.1
PHL 1657	$1.42^{+0.09}_{-0.09}$	$0.75^{+0.12}_{-0.12}$	$1.45^{+0.50}_{-0.29}$	0.96(124)	8.6 ± 0.2
PKS 2152-69	$1.23^{+0.57}_{-0.41}$	$0.70^{+0.18}_{-0.18}$	$1.69^{+2.01}_{-0.75}$	0.98(71)	7.5 ± 0.2

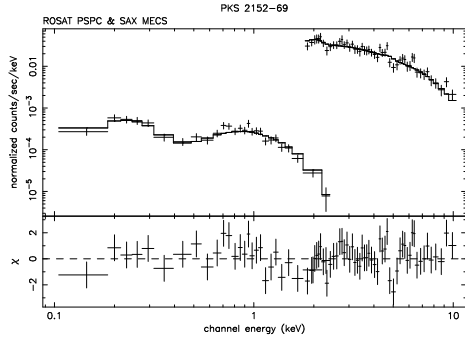


Figure 1. ROSAT PSPC and BeppoSAX MECS for the BLRG 2152-69

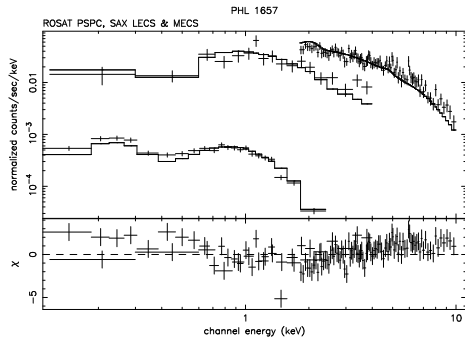


Figure 2. ROSAT PSPC, LECS and MECS for the SSRQ PHL 1657

Therefore, the data were merged together and fitted with a broken power law. The results are summarized in Table 2. The combined spectra for the BLRG 2152-69 and the SSRQ PHL 1657 are shown in Figs.1 and 2 respectively. (Note that the ROSAT counts [lower spectra] have been normalized by the PSPC geometric area of $1,141 \text{ cm}^2$ and should be read as “normalized counts/sec/keV/cm 2 .”) The model parameters are extremely well determined. The spectra are obviously concave, with $\langle \alpha_S - \alpha_H \rangle = 0.49 \pm 0.09$ and energy breaks around 1.5 keV (Pictor A has a break at about 4 keV but with a large error due to the relatively small difference between the soft and the hard spectral indices).

One source, Pictor A, was also detected in the PDS up to $\approx 30 - 40 \text{ keV}$. The PDS appears to lie on the extrapolation of the LECS and MECS fit, although given the relatively short PDS exposure time (6.8 ks) it is hard to be more quantitative.

The ROSAT PSPC images of our two lowest redshift objects, Pictor A and PKS 2152-69, show evidence for an extended component, probably related to the diffuse emission from hot gas associated with early-type galaxies. Addition of a thermal component to the power-law model results in a significant improvement of the fit, with best-fit gas temperatures $\sim 0.5 \text{ keV}$. The thermal component, however, contributes only 5 – 10% to the total X-ray flux, which is dominated by non-thermal (power-law) emission.

4. Results

Our main results are:

- 1) lobe-dominated, broad-line AGN have a

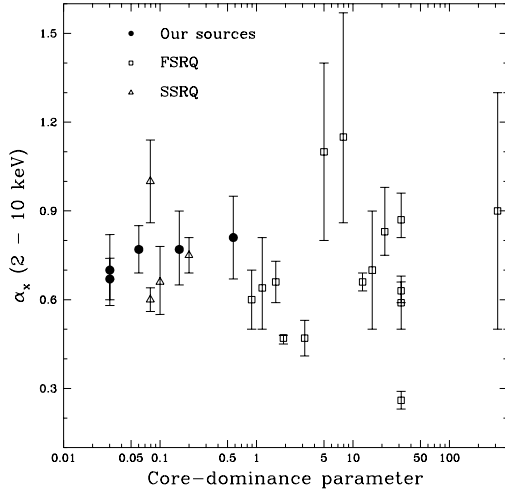


Figure 3. α_X vs core dominance R for SSRQ and BLRG from our sample (filled circles), SSRQ and FSRQ from literature (open triangles and squares respectively)

hard X-ray spectrum with $\alpha_X \sim 0.75$ at $E > 1-2$ keV similar to what found in core-dominated radio quasars. Fig. 3 shows the $2-10$ keV energy indices for core dominated FSRQ and for the objects in our sample. The FSRQ sample is heterogeneous while our sample, although relatively small, is well defined and has very well determined spectral indices. Nevertheless, the FSRQ are characterized by $\langle \alpha_{2-10\text{keV}} \rangle = 0.70 \pm 0.06$, consistent with our results.

Thus, it seems natural to attribute the hard X-ray component to the same emission mechanism suggested for FSRQ, i.e. synchrotron self-Compton emission.

2) various previous studies had found that SSRQ displayed a steep soft X-ray spectrum. In fact, despite the hard component at higher energies, we nevertheless observe a steeper spectrum at lower energies. Our best fits to the whole $0.1-10$ keV range indeed *require* a spectral break ~ 0.5 between the soft and hard energy slopes at about $1-2$ keV. The dispersion in the en-

ergy indices is larger for the soft component. We find $\sigma(\alpha_S) = 0.28$ while $\sigma(\alpha_H) = 0.10$, which might suggest a more homogeneous mechanism at higher energies.

This steep component could be related to the UV bump observed in most radio-quiet quasars or be due to synchrotron emission or a combination of both. Work is in progress to tackle this problem.

3) Finally, a thermal component is also present at low energies in the two BLRG but contributes only $\approx 10\%$ of the flux.

REFERENCES

1. Antonucci, R. 1993, ARAA, 31, 473
2. Barthel, P. D. 1989, ApJ, 336, 319
3. Fanaroff, B. L., & Riley, J. M. 1974, MNRAS, 167, 31P
4. Morganti, R., Killeen, N. E. B., & Tadhunter, C. N. 1993, MNRAS, 263, 1023
5. Morganti, R., Oosterloo, T. A., Reynolds, J. E., Tadhunter, C. N., & Migenes, V. 1997 MNRAS, 284, 541
6. Sambruna, R., Barr, P., Giommi, P., Maraschi, L., Tagliaferri, G., & Treves, A. 1994, ApJS, 95, 371
7. Shastri, P., Wilkes, B. J., Elvis, M., & McDowell, J. 1993, ApJ, 410, 29
8. Siebert, J., Brinkmann, W., Morganti, R., Tadhunter, C. N., Danziger, I. J., Fosbury, R. A. E., & di Serego Alighieri, S. 1996, MNRAS, 279, 1331
9. Tadhunter, C. N., Morganti, R., di Serego Alighieri, S., Fosbury, R. A. E., & Danziger, I. J. 1993, MNRAS, 263, 999
10. Tadhunter, C. N., Morganti, R., Robinson A., Dickson R., Villar-Martin M. & Fosbury, R. A. E. 1997, MNRAS, in press
11. Urry, C. M., & Padovani, P. 1995, PASP, 107, 803
12. Wall, J. V., & Peacock, J. A. 1985, MNRAS, 216, 173
13. Wilkes, B. J., & Elvis, M. 1987, ApJ, 323, 243