

# The Nuclear Spectrum of M87

Z.I. Tsvetanov<sup>1</sup>, G.F. Hartig<sup>2</sup>, H.C. Ford<sup>1,2</sup>, G.A. Kriss<sup>1</sup>, M.A. Dopita<sup>3</sup>,  
L.L. Dressel<sup>4</sup>, and R.J. Harms<sup>4</sup>

<sup>1</sup> Johns Hopkins University, Baltimore, MD 21218, USA

<sup>2</sup> Space Telescope Science Institute, Baltimore, MD 21218, USA

<sup>3</sup> Mount Stromlo and Siding Spring Observatories, ACT 2611, Australia

<sup>4</sup> RJH Scientific, 5904 Richmond Highway, Alexandria, VA 22303, USA

**Abstract.** The nuclear spectrum of M87 covering the Ly $\alpha$ -H $\alpha$  wavelength range was obtained with the *HST* Faint Object Spectrograph (FOS) through a 0''.21 aperture. Contrary to some previous claims, a single power law ( $F_\nu \sim \nu^{-\alpha}$ ) can not reproduce the observed continuum shape and at least a broken power law is required for a good fit ( $\alpha = 1.75$  and 1.41 shortward and longward of the break at  $\sim 4500$  Å). We detect a set of broad (FWHM  $\sim 400$  km s<sup>-1</sup>) absorption lines arising in the gas associated with M87. These are only lines from neutral and very low ionization species blueshifted by  $\sim 150$  km s<sup>-1</sup> relative to the M87 systemic velocity, indicating a net gas outflow and turbulence. The excitation sensitive emission line ratios suggest that shocks may be the dominant energy supplier.

The nuclear source in M87 is significantly variable. From the FOS target acquisition data, we have established that the flux from the optical nucleus varies by a factor  $\sim 2$  on time scales of  $\sim 2.5$  months and by as much as 25% over 3 weeks, and remains unchanged ( $\leq 2.5\%$ ) on time scales of  $\sim 1$  day. These timescales limit the physical size of the emitting region to a few hundred gravitational radii. The variability, combined with other observed spectral properties, strongly suggest that M87 is intrinsically of BL Lac type but is viewed at an angle too large to reveal the classical BL Lac properties.

## 1 Introduction

M87 with its famous synchrotron jet is, perhaps, one of the most studied extragalactic objects in modern astronomical research. In this respect the spectrum of the nucleus is of particular importance for mapping the properties of the central source and a better understanding of its physics. Nevertheless, there is basically no good spectrum of the nucleus in the UV-optical-IR region. This is at least partially due to the difficulty of isolating from the ground the central point source from the bright host galaxy light. The best nuclear spectroscopy has concentrated on obtaining high resolution, high S/N ratio data for measuring the central black hole (BH) mass.

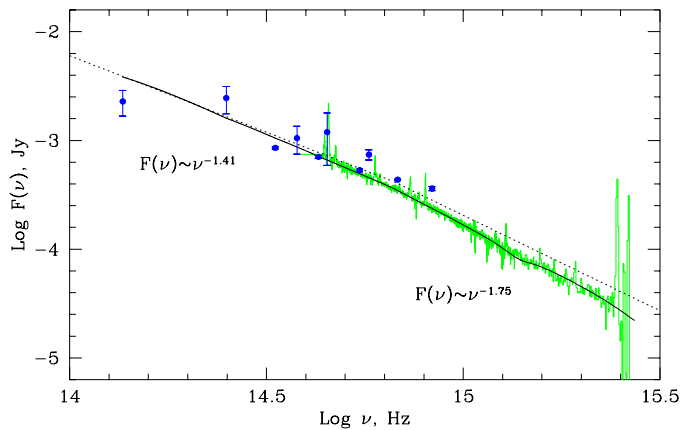
The situation changed dramatically with the installation of corrective optics (COSTAR) on *HST* in December 1993. Several critical observations have been made since then. These include the discovery of a nuclear gaseous disk (Ford et al. 1994) and vastly improved measurements of the BH mass (see Ford et al. and Macchetto et al. in these Proceedings) among others.

Here we present the first spectrum of the nucleus of M87 obtained solely with the Faint Object Spectrograph on *HST* through a small  $0''.21$  aperture. At *HST* resolution the flux in this aperture is entirely dominated by the nuclear point source, and the contribution from the host galaxy can be neglected. The Ly $\alpha$ –H $\alpha$  coverage allows us to study the continuum shape and map the absorption and emission line spectrum significantly better than any previous attempt. In accordance with several recent works we assume a distance to M87 of 15 Mpc and a systemic velocity of  $1280 \text{ km s}^{-1}$ .

## 2 The nuclear spectrum

### 2.1 Continuum shape

The observed nuclear spectrum is dominated by a smooth featureless continuum with broad emission lines and a number of absorption lines imprinted on it (Fig. 1). We do not see any starlight features above the noise and estimate that the stellar contribution does not exceed the 10%–15% level at optical wavelengths.



**Fig. 1.** The observed spectrum (light gray line) is plotted binned to the FOS resolution (1 diode) to reduce the noise. Our best fit – a broken power law with  $E(B - V) = 0.039$  – is shown by a solid line. The two intrinsic (i.e., unreddened) power laws are shown as dashed lines connecting at the break of  $\sim 4500 \text{ \AA}$ . The filled circles are broad-band measurements from BSH91, Ze93 and St97. Our fit is extrapolated into the IR to show its position relative to the ground-based measurements.

Several earlier studies (e.g., Thomson et al. 1995) have strongly argued that the nuclear spectrum is synchrotron emission. Some authors have suggested that either optical-IR-radio (Zeilinger, Peletier & Stiavelli 1993) or optical-UV-X-ray (Biretta, Stern & Harris 1991) portions could be represented by a single power law. All these studies, however, relied on broad-band ground-based optical and IR photometry of the nuclear source.

In fitting the continuum shape we have adopted the strategy of finding the simplest possible model producing an acceptable fit to the data. The foreground galactic reddening is estimated at  $E(B - V) = 0.017$  (Jacoby, Ciardullo & Ford 1990). In addition, the M87 nuclear gaseous structure contains dust (see Sparks, Ford & Kinney 1993 and §2.2 below), and thus there will be some additional extinction if our line of sight to the nucleus passes through it.

The basic result from our fitting is that the observed continuum shape is inconsistent with a single power law regardless of the amount of extinction and the reddening law. There is additional curvature in the spectrum that can be accounted for by introducing a break in the power law (see Fig. 1). Of course, a smooth, curved model similar to the synchrotron self-Compton solutions employed by Stiavelli, Peletier & Carollo (1997) will also be a good representation of our data. In this respect, it is important to note that extrapolation of our best-fit broken power law misses both the radio and X-ray observations by a very significant margin.

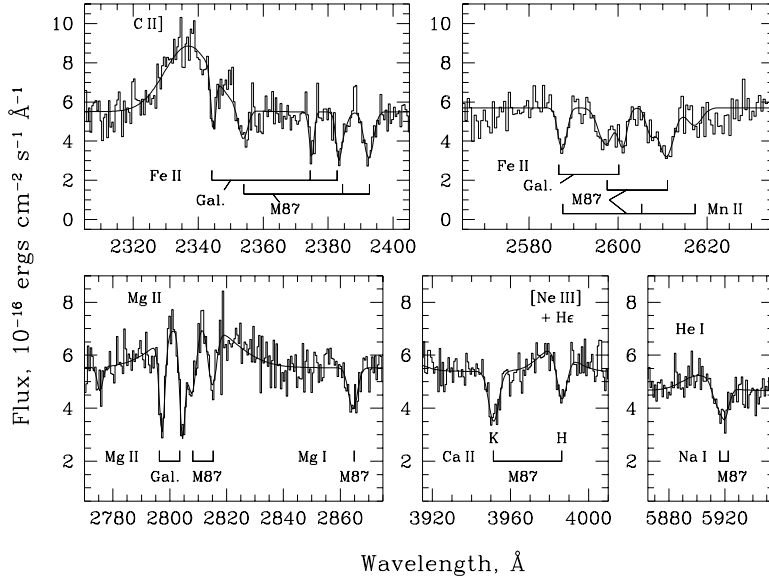
## 2.2 Absorption and emission lines

We detect two clearly separated absorption line systems – one arising in the interstellar gas of our own galaxy and another one in that of M87. Figure 2 shows the selected wavelength ranges with fitted Gaussian models overplotted onto the observed spectrum. We fitted all lines in each group simultaneously, imposing a minimum set of restrictions.

The averaged observed heliocentric velocity of the absorption lines arising in M87 is  $1202 \pm 22 \text{ km s}^{-1}$ , or  $1134 \pm 22 \text{ km s}^{-1}$  if corrected for the suspected wavelength zero point offset inferred from the comparison of positions of the Galactic and H I absorption features. This means that the gas responsible for the absorption in M87 is blueshifted by  $\sim 150 \text{ km s}^{-1}$  relative to the systemic velocity of  $1280 \text{ km s}^{-1}$ .

In M87 we see absorption only from neutral and very mildly ionized gas – all ions have ionization potential  $\chi < 10 \text{ eV}$ . In addition all M87 absorption lines are broad with FWHM  $\sim 400 \text{ km s}^{-1}$ . At the same time the Galactic absorption lines are unresolved by the FOS (FWHM  $\sim 220 \text{ km s}^{-1}$ ). We suggest that the M87 absorption line properties can be understood in a simple model where our LOS to the nucleus passes through an outflow from the inclined ( $\sim 30^\circ$ ) and turbulent nuclear disk.

A significant number of emission lines are clearly visible in the entire wavelength region covered by our spectrum. These include both permitted and forbidden transitions of ions with a large range of ionization potentials – H I, He I, He II, O I, O II, O III, C II, C III, C IV, Ne III, S II, Mg II. With no exceptions all lines are very broad – the best isolated and high S/N ratio lines such as [O III]  $\lambda 5007$  and H $\beta$  have FWHM  $\sim 2000 \text{ km s}^{-1}$ , and other line widths are consistent with this value. This is an expected result given the size of the FOS aperture ( $0''.21 = 15 \text{ pc}$ ) and the broadening due to the Keplerian rotation in the gaseous disk surrounding the central supermassive black hole (see Ford et al. and Macchetto et al. in these Proceedings).



**Fig. 2.** Selected wavelength regions from the observed spectrum (histogram) and fitted Gaussian models (solid line). Absorption lines are labeled below the spectrum, and emission lines – above it. Note that M87 absorption lines are broader than Galactic ones (which remain unresolved at the FOS resolution).

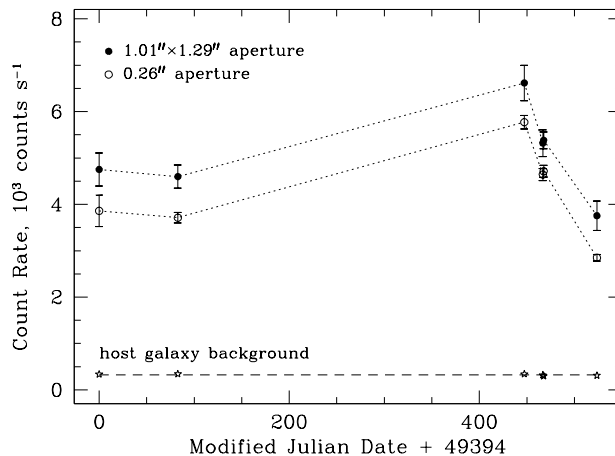
Another important characteristic of the M87 nuclear emission line spectrum is its LINER type. In fact, the spectrum of the nucleus is quite similar to the spectrum of the gaseous disk discussed in detail by Dopita et al. (these Proceedings). Here we note only that diagnostic diagrams involving critical UV emission line ratios clearly indicate shock heating is the dominant excitation mechanism. For more details see the contribution by Dopita et al.

### 3 Variability

A full presentation of the detected variability of the M87 optical/UV nucleus is given in Tsvetanov et al. (1998). Measurements of the nuclear flux and the host galaxy at 6 epochs in the 1994 February – 1995 August time period are shown in Fig. 3. Here we summarize the basic results.

Analysis of the target acquisition data yields the following results: (1) The nucleus remains unresolved at the *HST* resolution. The characteristic size of the FOS/COSTAR point-spread function imposes an upper limit of  $\sim 60$  mas ( $= 5$  pc) in diameter to the nuclear source size. (2) The flux from the nucleus changes by a factor  $\sim 2$  over 2.5 months,  $\sim 25\%$  over 3 weeks, and remains the same to within the errors ( $\leq 2.5\%$ ) during 1 day. (3) The continuum spectrum becomes bluer as it brightens while emission lines remain unchanged.

Some important conclusions can be drawn from the above results. (i) The one-month characteristic variability time scale and finite light travel time combined



**Fig. 3.** Time dependence of the flux from the unresolved nucleus measured from the binary search data (filled circles) and from the pickup series (open circles) and the underlying galaxy (stars). The  $1\sigma$  error bars are about 5% and 2.5% for the BS and PU data, respectively, and are smaller than the symbols for the galactic component. The extraction aperture is  $1''.01 \times 1''.29$  for the BS and  $0''.26$  for the PU data. The constant BS/PU flux ratio is characteristic of a point source for the aperture difference (Keyes et al. 1995).

with the independently estimated gravitational radius of the BH in M87 put an upper limit to the size of the emitting region of  $l \leq 200R_g$ . (ii) The changes by a factor  $\sim 2$  indicate that at least half of the nuclear flux is variable. Yet, the total energy output in the variable component is only a small fraction of the Eddington limit, as is the total power released by the BH. (iii) The detected variability, combined with the observed continuum shape, relativistic boosting, and significant superluminal motions (Biretta et al. these Proceedings) imply strongly that M87 is intrinsically of BL Lac type but is viewed from an angle too large to make its BL Lac properties dominate.

## References

- Biretta, J. A., Stern, C. P., & Harris, D. E. 1991, *AJ*, 101, 1632 (BSH91)  
 Ford, H. C. et al. 1994, *ApJ*, 435, L27  
 Jacoby, G. H., Ciardullo, R., & Ford, H. C. 1990, *ApJ*, 356, 332  
 Keyes, C. D. et al. 1995, *Faint Object Spectrograph Instrument Handbook*, version 6.0, (Baltimore: STScI), 27  
 Stiavelli, M., Peletier, R. F., & Carollo, C. M. 1997, *MNRAS*, 285, 181 (St97)  
 Sparks, W. B., Ford, H. C., & Kinney, A. 1993, *ApJ*, 413, 531 (SF93)  
 Thomson, R. C. et al. 1995, *MNRAS*, 275, 921  
 Tsvetanov, Z. I. et al. 1998, *ApJ*, 493, in press  
 Zeilinger, W. W., Peletier, R. F., & Stiavelli, M. 1993, *MNRAS*, 261, 175 (Ze93)