

Survival and disruption of subsystems during a cold collapse

T. Tsuchiya

Department of Astronomy, Kyoto University, Kyoto 606-8502, Japan; tsuchiya@kusastro.kyoto-u.ac.jp

ABSTRACT

Cold collapse of a cluster composed of small identical clumps, each of which is in virial equilibrium, is considered. Since the clumps have no relative motion with respect to each other initially, the cluster collapses by its gravity. At the first collapse of the cluster, most of the clumps are destroyed, but some survive. In order to find the condition for the clumps to survive, we made systematic study in two-parameter space: the number of the clumps N_c and the size of the clump r_v . We obtained the condition, $N_c \gg 1$ and $n_k \geq 1$, where n_k is related to r_v and the initial radius of the cluster R_{ini} through the relation $R_{ini}/r_v = 2N_c^{(n_k+5)/6}$. A simple analytic argument supports the numerical result. This n_k corresponds to the index of the power spectrum of the density fluctuation in the cosmological hierarchical clustering, and thus our result may suggest that in the systems smaller than $2/(\Omega h^2)$ Mpc, the first violent collapse is strong enough to sweep away all substructures which exist before the collapse.

Key words: galaxies: clusters: general – galaxies: interactions – galaxies: kinematics and dynamics – methods: numerical

1 INTRODUCTION

Hierarchical structures are seen in various astrophysical objects in the universe, such as globular clusters in a galaxy, or galaxies in a cluster of galaxies. Such a subsystem in a virialised system forms a distinct object which is in virial equilibrium by itself. How such subsystems form and evolve in a larger scale environment is a fundamental problem of astronomy.

This is because, in general, mutual gravitational interaction tends to destroy the subsystems. Once a composite system of a large halo and many subsystems forms, there are several destructive processes, such as tidal heating caused by close encounters among subsystems or between a subsystem and a core of the halo (Spitzer 1958). For the case of globular clusters in a galaxy, bulge shocking, disc shocking (Ostriker, Spitzer & Chevalier 1972) and stellar evaporation (Spitzer & Hart 1971) are also effective.

The rate of the disruption of subsystems depends on the properties of the subsystems and the environment. In the Galaxy, for example, a cluster should have a size and mass in a certain narrow range in order to survive for a Hubble time (Fall & Rees 1977; Caputo & Castellani 1984; Chernoff & Shapiro 1987; Okazaki & Tosa 1995). Moreover, the survival factor depends on the distance from the Galactic centre (Vesperini 1997). More than a half of the present globular clusters in the Galaxy will be destroyed in the next Hubble time (Aguilar, Hut & Ostriker 1988; Gnedin & Ostriker 1997).

For clusters of galaxies, the main effective processes to disrupt galaxies are encounters between the galaxies and the tidal heating by the encounter with the cluster core. Richstone & Malumath (1983) calculated the evolution of clusters of galaxies, taking into account the tidal stripping and mergers of the galaxies with a Monte-Carlo method and showed that most galaxies could survive until a Hubble time, despite large mass loss. By using the numerically determined cross section for a merger of two identical galaxies, Makino & Hut (1997) estimated the merger rate of galaxies in a cluster, and concluded that a galaxy experiences mergers, on average, once every 100 Gyr. On the other hand, some numerical simulations (Barnes 1989; Funato, Makino & Ebisuzaki 1993) show that mergers are very effective in a cluster with a relatively small number of galaxies ($\lesssim 100$); consequently the galaxies will disappear rapidly in a Hubble time.

It might be noted that these studies considered the evolution of the virialised subsystems in a completely virialised cluster. This is not the case, however, in a hierarchical clustering scenario, since smaller systems form earlier so that galaxies form earlier than clusters of galaxies. Hence the galaxies in a cluster experienced the early violent phase of the cold collapse of the cluster. Also for globular clusters, there is a theory that globular clusters form during the collapse of a protogalaxy (Fall & Rees 1985). In both cases, substantial subsystems should have destroyed in the dynamically evolving phase of the parent system.

Though destructive processes in subsystems should be

more effective in a collapsing system than in a virialised one, only a few studies have been made for the former and we have not yet arrived at a fundamental understanding. This is partly because analytic approaches are inapplicable to dynamically evolving systems. In addition, this is a difficult problem also for numerical calculations, since the existence of compact subsystems requires high resolution in mass and time, which means that we need a large number of particles and a small time step to cope with such systems. As a result it takes huge computational time. A pioneering study of this problem was made by van Albada (1982). He studied cold collapses numerically with a wide variety of initial conditions in order to make clear the origin of the observed light distribution of elliptical galaxies. In his simulations, however, clumps are so large that their sizes are comparable to the mean separation of the clumps. Hence all clumps would be disrupted by the cold collapse. Later, the importance of the present issue was recognised in cosmological simulations of structure formation. In the numerical simulations, substructures are swept away in clusters of galaxies (White et al. 1987; Frenk et al. 1988). It is called the “overmerging problem”. Moore, Katz & Lake (1996) showed that current numerical resolution is sufficient to prevent dissolution by two-body relaxation, and that physical effects, such as tidal heating, are important. They also argued that the size and the density of the innermost core of the subsystems are crucial factors for their survival, and the current numerical resolution may not be enough to resolve the overmerging problem.

In this paper we investigate the fundamental destruction mechanisms of the subsystems, especially in the circumstance that the environment is dynamically evolving, using both numerical and analytical approaches. We employ a simple model, in which the system initially consists of identical virialised clumps. The clumps have no relative motion, so that the system collapses by gravity. This model is characterised by only two parameters: the number of clumps in a cluster and the size of the clumps relative to that of the cluster. We make a systematic numerical survey in the two-parameter space.

In Section 2, we explain the initial conditions of our simulations. The results of the simulations are presented in Section 3. A simple analytic estimate of the condition for the clumps to survive is given in Section 4. Final section is devoted to the summary.

2 INITIAL CONDITIONS AND MODEL PARAMETERS

Our main aim is to find the condition for the survival of substructures during a cold collapse. Qualitatively, we expect that smaller clumps are more likely to survive because their binding energies are large. In addition, since the collisional effect between stars in a stellar system becomes weakened as the number of the stars increases, we also expect more clumps to survive as the number of clumps increases.

The dependence of the fraction of survival on the number of the initial clumps is rather uncertain. In order to find a quantitative condition, therefore we need to survey all the parameter space systematically by adopting simple initial conditions.

The initial models are characterised only by two parameters; one is the size of clumps and the other is their number. All clumps are identical in mass and size, and all particles belong to one of the clumps.

Each clump is realised as an equilibrium Plummer model (Binney & Tremaine 1987); the density distribution $\rho(r)$ is given by

$$\rho = \frac{3m_1}{4\pi r_1^3} \left[1 + \left(\frac{r}{r_1} \right)^2 \right]^{-5/2}, \quad (1)$$

where r is the radius, r_1 is the core radius, and m_1 is the mass of the clump. The potential and distribution function of a particle at the position, \mathbf{x} , with the velocity, \mathbf{v} , are given, respectively, by

$$\Phi(r) = -\frac{Gm_1}{\sqrt{r_1^2 + r^2}}, \quad (2)$$

and

$$f(\mathbf{x}, \mathbf{v}) = K|\varepsilon|^{7/2}, \quad (3)$$

where ε is the specific energy of a particle, $\varepsilon = \frac{1}{2}v^2 + \Phi(r)$, G is the gravitational constant, and K is a numerical constant.

Since the smallest structure and shortest time scale are determined by those of the clump, we take the mass, size, and dynamical time of the clump as the units of computation. Specifically, $G = m_1 = r_v = 1$, where r_v is the virial radius defined by energy of the clump,

$$E = -\frac{Gm_1^2}{4r_v}. \quad (4)$$

In these units, the half mass radius is $r_h = 0.769$, and the crossing time at r_h is 0.834.

A cluster is composed of N_c clumps, which are distributed uniformly within a sphere. The centre of mass of each clump is located at a point which is randomly selected from the sphere and has no bulk velocity initially. Since the size of the clumps is fixed, the initial radius of the cluster R_{ini} is scaled by

$$\frac{R_{ini}}{r_v} = 2N_c^{(n_k+5)/6}, \quad (5)$$

where n_k is a parameter. This relation corresponds to the ratio between the radii of virialised objects in the Einstein-de Sitter universe with the initial power spectrum such as $P(k) \propto k^{n_k}$ [e.g., §26 of Peebles (1980)]. The larger n_k becomes the smaller relative size of the clumps. In particular, when $n_k = -3$ the mean density of the cluster is about the same as that of a clump.

In our simulation, the number of particles in a clump is fixed to be 512. With this number, the clump is stationary at least for $T \lesssim 50$. In the longest run two-body relaxation may be effective, but structural change is very small. Further, Moore et al. (1996) assure that for $N \gtrsim 100$ numerical effects on disruption of clumps are negligible compared with physical effects such as tidal heating. For confirmation, we made test runs with a half ($N = 256$) and a double ($N = 1024$) particles and found the difference in the number of surviving clumps is within a factor of 15%.

We examine the cases with four different values of n_k : $n_k = -3, -2, -1, 0$, and for each n_k , we assign eight different values of N_c : $N_c = 2, 4, 8, 16, 32, 64, 128, 256$, except for $n_k = 0$. Thus we have 31 different combinations

of n_k and N_c . Further we prepare two different realisations of random distribution of clumps, which are referred to as RUN1 and RUN2. In Table 1, we summarised the various parameters adopted in the present simulations. The first and second columns are n_k and N_c , respectively. The third, the fourth, and the fifth columns are filling factor of clumps in the whole system, the initial radius and virial ratio of the system, respectively. These three parameters are determined according to n_k and N_c .

In our numerical code, gravity is calculated by direct summation of contribution of all particles using GRAPE-3A (Okumura et al. 1993). The softening length, ϵ , and the time step of integration, δt , are set to be $\epsilon = 1/32$ and $\delta t = 1/64$, respectively. The total energy of the system is conserved within an accuracy of a few hundredth of 1% on average and at maximum 1%.

3 NUMERICAL STUDY FOR SURVIVAL CONDITION

The cluster starts collapsing in a similar way to the case of a cold collapse without substructure. Since the distribution of clumps in the cluster is spherical and uniform, all the clumps collapse simultaneously at $T = T_{coll}$. In this paper, we refer to this epoch as the first collapse. The values of T_{coll} for different parameters are listed in Table 1. Figs. 1 and 2 show two examples of evolution: RUN1 with $n_k = -3$ and $N_c = 64$ (example 1), and RUN1 with $n_k = 0$ and $N_c = 64$ (example 2). We follow the evolution until $T = 2T_{coll}$, because we are concerned only with the first violent stage. After $T = 2T_{coll}$, the system no longer experiences violent change in the potential, thus the processes of destruction of clumps are the same as those which have already been studied by many authors (Richstone & Malumath 1983; Barnes 1989; Funato, Makino & Ebisuzaki 1993; Makino & Hut 1997). The final state of our simulation could be the initial state of the above studies. At the end of our simulations, we count the number of the clumps which survive through the first violent stage.

In the example 1, all clumps are destroyed at the first collapse and merge into a large smooth halo. In the example 2, in contrast, many clumps still have their identities even at $T = 2T_{coll}$. (Note that most of the survivors are in the central core, but they cannot be resolved in Fig. 2.)

Kinematical diagrams are much more useful to identify the surviving clumps rather than density distribution. If a system is in a dynamical equilibrium, the motion of a particle in the phase space is periodic so that the trajectory should look like an oval or a spindle in a position-velocity plane. Fig. 3 shows the evolution of the example 1, in the $(y-v_y)$ plane, as a typical example. We examined all three planes of the $(x-v_x)$, $(y-v_y)$, and $(z-v_z)$ plane and pick up the clumps with the spindle structure in the all three plane.

At the beginning (see Fig. 3a) each clump forms an individual spindle, whereas in the final state (see Fig. 3b) many of the spindle structures are destroyed during the first collapse, and a large merged halo is formed at the centre. There exist in the latter two prominent features: the central big spindle structure, which is due to the merged halo, and the rectilinear wings by escaping particles from the merged halo. Besides, there are small spindle structures superim-

posed on the main structures. These are due to the surviving clumps. Fig. 4 demonstrates the different properties of the surviving and disrupted clumps. Two clumps are chosen as representatives. Clump #16 is destroyed in the first collapse and spreads over the merged halo afterwards. Conversely, Clump #17 still retains the equilibrium structure at the end of calculation. We count the number of all the surviving clumps after the calculation, and list them in the column labelled $N_{survive}$ of Table 1.

There are some clear tendencies in the results: first, irrespective of the index n_k , the cluster with a small number of clumps ($N_c \leq 16$) yields no surviving clumps. Second, for $N_c \geq 32$ some clumps may survive. The number of the survivors depends on n_k . For $n_k = -3$, for example, all the clumps are destroyed except for the case with $N_c = 128$. For the larger n_k and the larger N_c , the more clumps survive.

One thing which we should note when considering the mechanism for the disruption of the clumps is mass loss or escapers. It is known from the studies of the cold collapses with uniform initial density distribution without clumps, that models with a small initial virial ratio are liable to suffer substantial mass loss. In the cases with clumpy initial distribution, we observed even more mass loss. Among the escaping particles, some clumps escape to the infinity and some not. It is thus better to discriminate unbound survivors from bound ones in the central big halo, since the subsequent evolution is distinct for those two. As unbound survivors, we pick up those which lie in the rectilinear wings in the kinematical diagram. In Fig. 3, for example, four such clumps can be seen in the wing extending to the negative y direction. They are escaping from the central halo with a constant velocity. Some other clumps are escaping in the x and z directions, but still many survivors are found to orbit in the central halo. The numbers of the bound survivors are listed in the column labelled N_{bound} of Table 1. The number of the bound survivors increases as n_k and N_c increase. However, the largest difference between the numbers of the bound and all survivors can be seen in $n_k = -2$. Only few survivors are found to be bound, while there are many escaping survivors. For $n_k = -1$ and 0, the number of bound survivors increases as N_c increases as long as $N_c \gtrsim 64$.

Thus we now derive the conditions on the initial parameters for the cluster to contain distinct clumps when it becomes virialised:

$$n_k \geq -1 \quad \text{and} \quad N_c \gtrsim 64. \quad (6)$$

4 SIMPLE ANALYTIC MODEL

In order to understand the physical mechanism underlying disruption of clumps, we construct a simple analytic model.

Suppose that a cold cluster with N_c clumps start to collapse by its own gravity, same situation as those described in the previous section. We surmise that the most effective mechanism for destroying clumps is the tidal heating by the gravity of the whole cluster, especially at the maximal collapse, where the radius of the system becomes minimum. Let m and r_v be the mass and the virial radius of a clump, respectively, $M = N_c m$ be the total mass of the cluster, and R_{min} be the minimum radius of the cluster at the maximal collapse. The clumps move in the gravitational potential of the cluster with a typical distance R_{min} and with a typical

velocity $V \sim (GM/R_{min})^{1/2}$. Then the change in the energy of a clump is given by the tidal heating formula [e.g., eq. (7-55) of Binney & Tremaine (1987)],

$$\Delta E_1 \approx \frac{G^2 M^2 m}{R_{min}^4 V^2} r_v^2 \approx \frac{GM}{R_{min}^3} m r_v^2 = 4 \frac{M}{m} \left(\frac{r_v}{R_{min}} \right)^3 |E_1|, \quad (7)$$

where E_1 is the energy of the clump given by

$$E_1 = -\frac{Gm^2}{4r_v}. \quad (8)$$

In the above formula, the minimum radius R_{min} is an unknown parameter. Here we employ the result of Aarseth, Lin & Papaloizou (1988); in the cold collapse of a sphere with a uniform distribution of N particles, the system contracts to the minimum radius R_{min} , depending on the number of particles,

$$R_{min} = N^{-1/3} R_{ini}, \quad (9)$$

where R_{ini} is the initial radius of the sphere. Since this minimum radius results from the statistical $N^{1/2}$ fluctuation, we can apply the result to our system by substituting the number of clumps N_c for N in equation (9). Moreover, using equation (5) as a relation between R_{ini} and r_v , the relative change in the energy of the clump can be expressed only in terms of N_c and n_k :

$$\frac{\Delta E_1}{|E_1|} = 4N_c [N_c^{-1/3} \cdot 2N_c^{(n_k+5)/6}]^{-3} = \frac{1}{2} N_c^{-(n_k+1)/2}. \quad (10)$$

If $n_k + 1$ is positive, the relative change in the energy decreases as N_c increases. When $\Delta E_1/|E_1|$ is sufficiently small, a large fraction of clumps are expected to survive the first collapse.

Surprisingly, this simple estimate is in excellent agreement with the results of the numerical simulations, especially for the number of the bound survivors. Therefore, we conclude that the disruption of the clumps is mainly due to the tidal shock at the first collapse, and that the conditions on the initial parameter for the cluster to sustain the substructure until reaching the virial equilibrium are

$$n_k \geq -1 \quad \text{and} \quad N_c \gg 1. \quad (11)$$

Note the estimate (10) is valid for those clumps which collide with each other simultaneously at the first collapse. Owing to the statistical fluctuations, there exist some clumps which collapse belatedly. Those clumps are accelerated to a larger velocity, and some may gain enough energy to escape to the infinity. When the delayed clumps reach their pericentre, however, the cluster as a whole has already proceeded into the reexpansion phase, and thus the gravitational force is weaker than that at the maximal collapse. Therefore, the escaping clumps are more likely to survive. In fact, we found in the simulations a tendency that the escaping survivors are initially located in the outer part of the cluster. The bound survivors have a similar tendency as well.

5 CONCLUSIONS AND DISCUSSION

We have obtained the condition for substructures to survive after the whole system has collapsed to reach a virial equilibrium. With the number of clumps, N_c , and the power

index n_k of the spectrum of initial density fluctuation as two parameters characterising the initial distribution, the condition is expressed as

$$n_k \geq -1 \quad \text{and} \quad N_c \gg 1. \quad (12)$$

As an application of this result, let us consider, for example, the CDM model of cosmological clustering. It is known that in the CDM model the power spectrum of the density fluctuation [eq. (25.22) of Peebles(1993)] is given by

$$P(k) \propto \frac{k}{[1 + 8k/\Omega h^2 + 4.7k^2/(\Omega h^2)^2]^2}, \quad (13)$$

and the gradient of the power spectrum is larger than $n_k = -1$ for the fluctuation with the scale larger than $2/(\Omega h^2)$ Mpc. Therefore our result may suggest that in a system smaller than $2/(\Omega h^2)$ Mpc, the first violent collapse is strong enough to sweep away all substructures which exist before the collapse.

Since our simple initial mass model has, in fact, no spectrum in the distribution of masses of subsystems, it is more useful to express this condition in terms of other parameters. Using radii of the cluster and the clumps, for example, we derive

$$N_c \gg 1 \quad \text{and} \quad \frac{R_{ini}}{r_v} \gtrsim 2N_c^{2/3}. \quad (14)$$

For a system with many clumps, the filling factor C , which is the inverse of the fraction of the volume occupied by the clumps, is widely used to describe the clumpiness. In our case, $C = R_{ini}^3/(N_c r_v^3)$, so that the condition is

$$N_c \gg 1 \quad \text{and} \quad C \gtrsim 8N_c. \quad (15)$$

Since our numerical model is quite idealised, we need to incorporate many factors for more realistic discussion. First, as the model of each clump, we examine only the Plummer sphere given by equation (1). This model has a core whose radius is about a half of the half mass radius, r_h . On the other hand, the observed globular clusters or elliptical galaxies have core radii of about 1/10 or 1/100 of the half mass radii (Binney & Tremaine 1987). Such smaller and denser cores are expected to survive even when haloes or envelopes are stripped. Second factor is rotation or asymmetry. Both make the first collapse of the cluster less dense, and thus more clumps should survive after the collapse of the cluster. All these factors weaken the destructive effect. Therefore, the condition, presented in this paper, for substructure to survive should be sufficient condition.

ACKNOWLEDGMENTS

I would like to thank Shunsuke Hozumi and Shin Mineshige for careful reading of the manuscript, Junichiro Makino, Shogo Inagaki, and Eliani Ardi for critical discussions. Financial support was provided by JSPS Research Fellow. The numerical simulations were run on a ‘‘handmade’’ GRAPE board at Department of Astronomy, Kyoto University, which was assembled by Chiharu Ishizaka.

REFERENCES

Aarseth A. J., Lin D. N. C., Papaloizou J. C. B., 1988, ApJ, 324, 288

- Aguilar L., Hut P., Ostriker J. P., 1988, *ApJ*, 335, 720
Barnes J. E., 1989, *Nature*, 338, 123
Binney J., Tremaine S., 1987, *Galactic Dynamics*. Princeton Univ. Press, Princeton
Caputo F., Castellani V., 1984, *MNRAS*, 207, 185
Chernoff D. F., Shapiro S. L., 1987 *ApJ*, 322, 113
Fall S. M., Rees M. J., 1977, *MNRAS*, 181, 37p
Fall S. M., Rees M. J., 1985, *ApJ*, 298, 18
Frenk, C. S., White S. D. M., Davis M., Efstathiou G., 1988, *ApJ*, 327, 507
Funato Y., Makino J., Ebisuzaki T., 1993, *PASJ*, 45, 289
Gnedin O. Y., Ostriker J. P., 1997, *ApJ*, 474, 223
Makino J., Hut P., 1997, *ApJ*, 481, 83
Mihalas D., Binney J. J., 1981, *Galactic Astronomy*, 2nd edn. Freeman, San Francisco
Moore B., Katz N., Lake G., 1996, *ApJ*, 457, 455
Okazaki T., Tosa M., 1995, *MNRAS*, 274, 48
Okumura S. K. et al., 1993, *PASJ*, 45, 329
Ostriker J. P., Spitzer L., Chevalier R. A., 1972, *ApJ*, 176, L51
Peebles P. J. E., 1980, *The Large-Scale Structure of the Universe*. Princeton Univ. Press, Princeton
Peebles P. J. E., 1993, *Principles of Physical Cosmology*, Princeton Univ. Press, Princeton
Richstone D. O., Malumath E. M., 1983, *ApJ*, 268, 30
Spitzer L., 1958, *ApJ*, 127, 17
Spitzer L., Hart M. H., 1971, *ApJ*, 164, 399
van Albada T. S., 1982, *MNRAS*, 201, 939
Vesperini E., 1997, *MNRAS*, 287, 915
White S. D. M., Davis M., Efstathiou G., Frenk C. S., 1987, *Nat*, 330, 451

This paper has been produced using the Royal Astronomical Society/Blackwell Science L^AT_EX style file.

Table 1. List of parameters and results of our numerical simulations

n_k	N_c	C	R_{ini}	virial ratio	T_{coll}	$N_{survive}$	N_{bound}
-3	2	8.	2.52	0.73	3.6	0/0	0/0
-3	4	8.	3.17	0.57	4.8	0/0	0/0
-3	8	8.	4.00	0.25	4.0	0/0	0/0
-3	16	8.	5.04	0.24	4.0	0/0	0/0
-3	32	8.	6.35	0.14	3.6	0/0	0/0
-3	64	8.	8.00	0.099	3.6	0/0	0/0
-3	128	8.	10.1	0.063	3.4	2/2	0/0
-3	256	8.	12.7	0.040	3.3	0/6	0/0
-2	2	11.3	2.83	0.75	4.2	0/0	0/0
-2	4	16.	4.00	0.62	6.6	0/0	0/0
-2	8	22.6	5.66	0.43	6.5	0/0	0/0
-2	16	32.	8.00	0.32	7.9	2/0	0/0
-2	32	45.3	11.3	0.23	8.4	0/2	0/0
-2	64	64.	16.0	0.18	10.0	4/2	1/0
-2	128	90.5	22.6	0.13	11.2	12/10	2/0
-2	256	128	32.0	0.095	13.2	25/30	0/4
-1	2	16.	3.17	0.77	4.8	0/0	0/0
-1	4	32.	5.04	0.67	9.2	0/0	0/0
-1	8	64.	8.00	0.51	10.9	0/0	0/0
-1	16	128.	12.7	0.43	15.0	0/1	0/0
-1	32	256.	20.2	0.35	19.5	3/2	0/0
-1	64	512.	32.0	0.30	28.0	18/19	8/10
-1	128	1024.	50.8	0.25	37.8	37/35	13/17
-1	256	2048.	80.6	0.21	52.0	80/67	23/24
0	2	22.627	3.56	0.79	5.6	0/0	0/0
0	4	64	6.35	0.72	12.9	0/0	0/0
0	8	181.01	11.3	0.60	18.1	0/0	0/0
0	16	512	20.2	0.55	30.5	1/0	1/0
0	32	1448.1	35.9	0.49	46.0	5/4	4/2
0	64	4096	64.0	0.46	79.2	24/23	18/11
0	128	11585.	114.0	0.43	126.7	70/54	48/35

Each column means: (1) n_k the index of the power spectrum, (2) N_c the number of clumps, (3) C filling factor, (4) R_{ini} initial radius of the cluster (5) the initial virial ratio, (6) T_{coll} the time of the first collapse, (7) $N_{survive}$ the number of clumps which have a bound core at the final state for RUN1 and RUN2, (8) N_{bound} the number of surviving clumps which is gravitationally bound in the merged halo for RUN1 and RUN2.

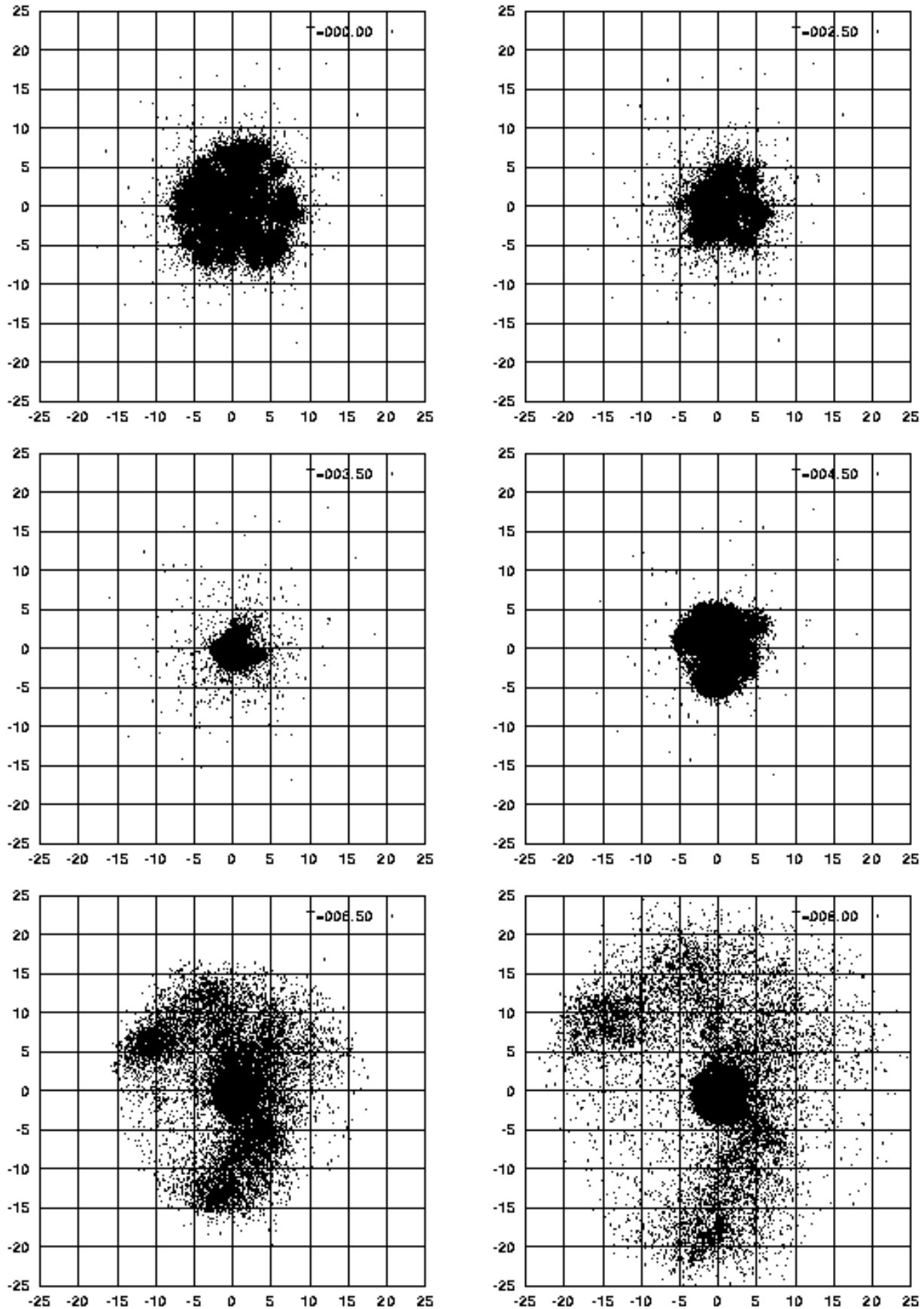


Figure 1. Time evolution of the projected distribution in the (y, z) plane of the system with $n_k = -3$ and $N_c = 64$ (example 1). The time is indicated at the upper-right corner of each figure.

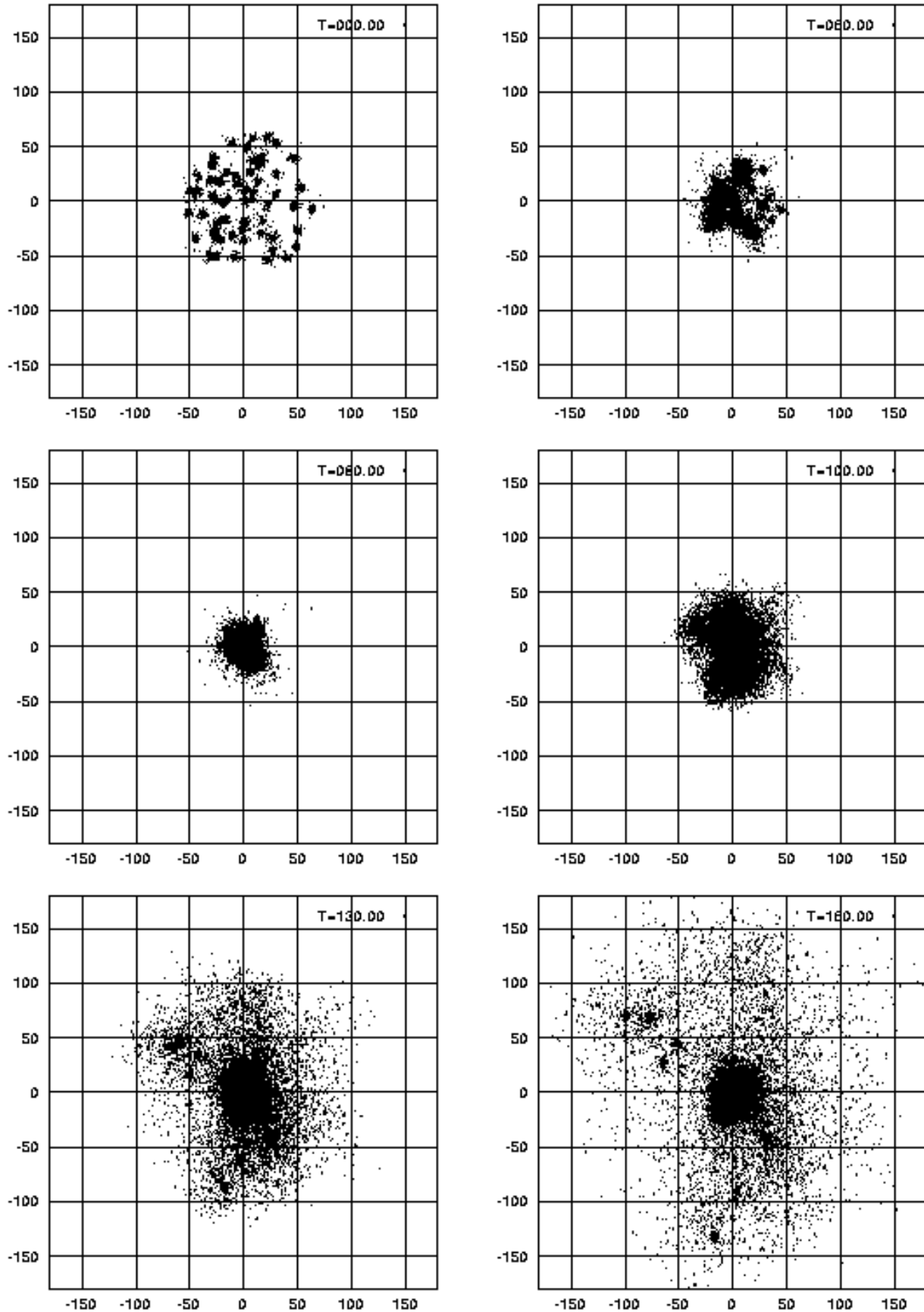


Figure 2. Same as Fig. 1 but the case with $n_k = 0$ and $N_c = 64$ (example 2).

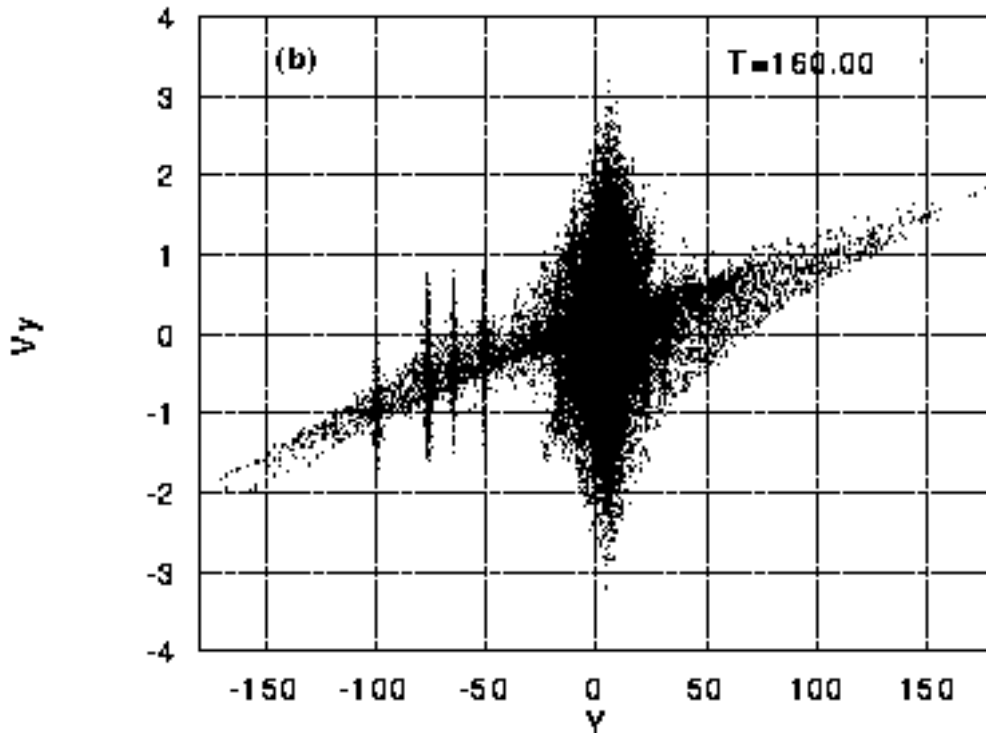
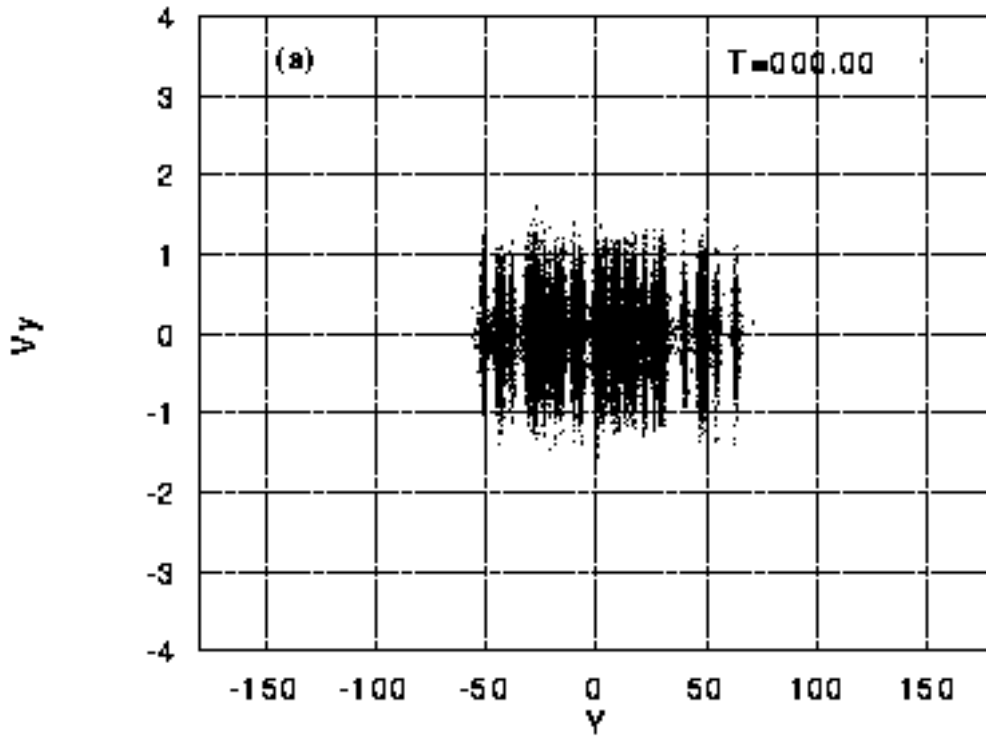


Figure 3. Kinematical diagram of the systems with $n_k = 0$ and $N_c = 64$ in the $(y-v_y)$ plane (a) at the beginning ($T = 0$), and (b) at the end of the calculation ($T = 160$).

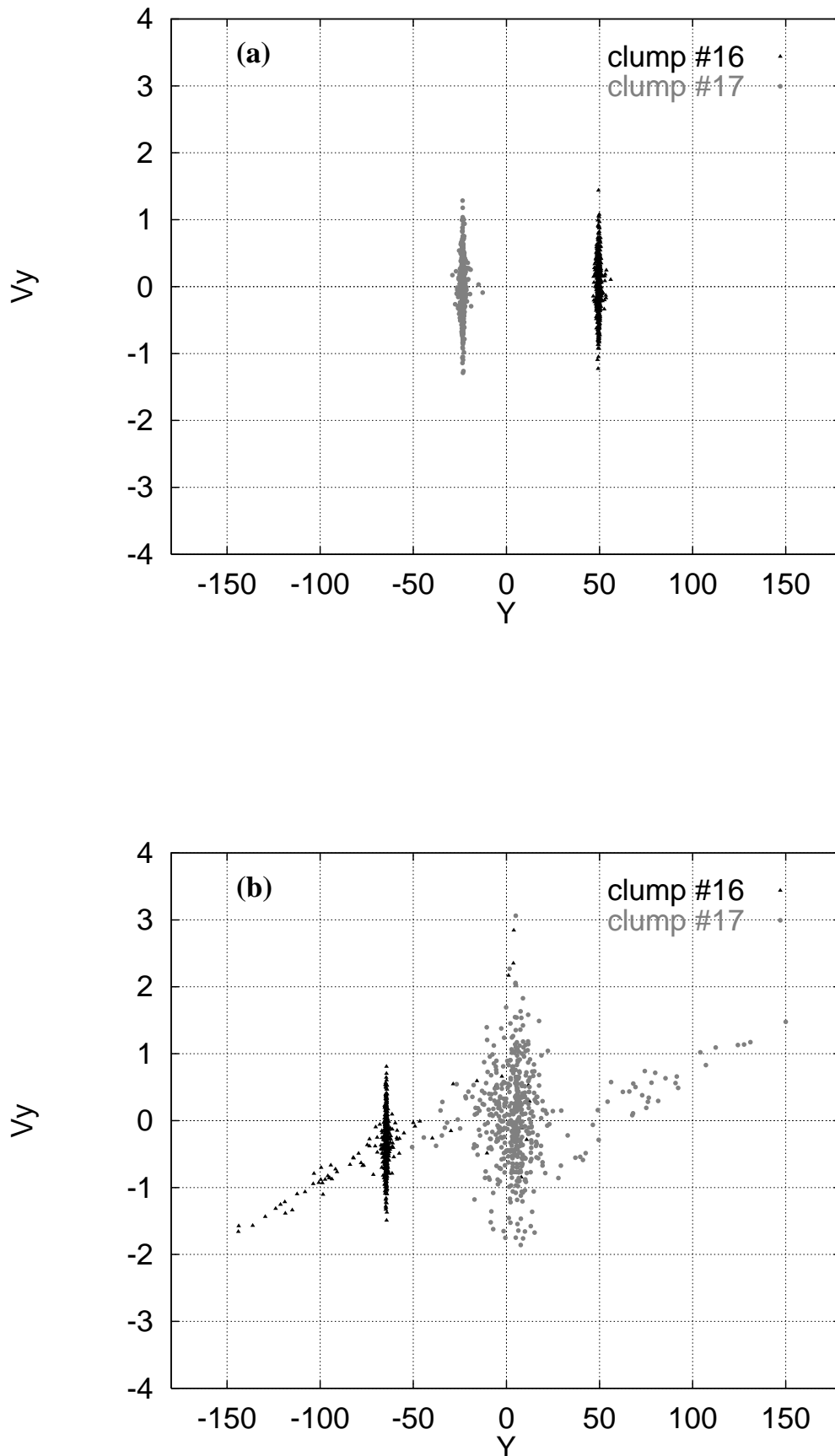


Figure 4. Kinematical diagram of the same systems as in Fig. 3, but showing only two clumps as an example. (a) At the beginning ($T = 0$), and (b) at the end of calculation ($T = 160$). The structure of Clump #16 does not change much while Clump #17 is destroyed and spreads over the merged halo.