

On the Keplerian Rotation Curves of Galaxies

Mareki HONMA and Yoshiaki SOFUE

*Institute of Astronomy, Faculty of Science, The University of Tokyo, Mitaka, Tokyo, 181**E-mail : honma@milano.mtk.nao.ac.jp*

(Received 1997 February 28; accepted 1997 August 16)

Abstract

We propose a criterion for examining whether or not the uncertainty of the outer rotation curves is sufficiently small to distinguish a Keplerian rotation curve from flat ones. We have applied this criterion to both Keplerian and non-Keplerian rotation curves so far obtained, and investigated their relative fraction. We also studied the minimum extent of the dark halos indicated by non-Keplerian rotation curves using the criterion. We have found that one cannot rule out the possibility that a significant fraction of rotation curves become Keplerian within 10-times the disk scale length. If the Keplerian rotation curves so far observed trace the mass truncation, several galaxies may have rather small halos, the extent of which is not larger than twice that of the optical disk.

Key words: Dark Matter — Galaxies: spiral — Rotation

1. Introduction

A rotation curve is one of the most powerful tools for studying the mass distribution in galaxies. Rotation curves have been extensively studied by the optical spectroscopy of HII lines, by radio observations of HI and molecular gases, and by their combinations (e.g., Bosma 1981; Rubin et al. 1985; Mathewson et al. 1992; Sofue 1996, 1997). In most cases, a dark halo is required to reproduce the rotation curve beyond the optical disk (e.g., Carignan, Freeman 1985; Sancisi, van Albada 1987).

While rotation curves are referred to as ‘flat’ as a first-order approximation, they are not completely featureless. Rubin et al. (1985) argued that the profile of the rotation curves is dependent on the luminosity, which is supported by later studies (e.g., Persic, Salucci 1991; Persic et al. 1996). There are also a number of rotation curves which show a velocity decrease at the optical edge (e.g., Salucci, Frenk 1989). Salucci and Frenk (1989) argued that a rotation curve can decline outside a massive disk if the rotation velocity of the disk is larger than that of the extended halo. The decrease in the rotation velocity is small, typically 10 – 20 km s⁻¹.

Recently, however, several declining rotation curves, which can be approximated by a Keplerian, have been found (e.g., Carignan, Puche 1990a; Jörsäter, van Moorsel 1995; Olling 1996; Jore et al. 1996). The Milky Way Galaxy may also have such a rotation curve (Honma, Sofue 1996). Although one cannot totally rule out mass distribution beyond the Keplerian region, the simplest interpretation of these rotation curves is mass truncation, including a dark halo. Besides these declining rotation curves, there have been several indications of a possi-

ble truncation of the dark halo (e.g., Gottesman, Hunter 1982; Dubinski et al. 1996; Bland-Hawthorn et al. 1997). If some dark halos are truncated at radii not far from the optical disk, this raises several questions: how far the halo of a non-Keplerian galaxy extend; what is different between the halos of these galaxies; how much fraction of the galaxies have such small halos; and so on. Since Keplerian rotation curve is slowly varying with the radius ($V \propto R^{1/2}$), and since any rotation curve rarely declines faster than that, it is important to consider the accuracy of the rotation curves for answering these questions. For instance, suppose that the rotation curve of a galaxy is obtained out to R_{out} . If the real rotation curve becomes Keplerian beyond R_{dec} , R_{out} must be larger than R_{dec} in order to detect any decline. Even when this is satisfied, the rotation velocity should be determined with high accuracy compared to the decrease in the rotation velocity in the Keplerian region. If we have only a few independent measurements of the rotation velocity between R_{dec} and R_{out} , it is required that

$$2\sigma \leq V(R_{\text{dec}}) \left[1 - \left(\frac{R_{\text{dec}}}{R_{\text{out}}} \right)^{1/2} \right] \quad (1)$$

in order to discriminate Keplerian rotation curves from flat rotation curves. Here, σ is the size of the error bar (the velocity is expressed as $V \pm \sigma$), and the right-hand term expresses the velocity decrease in the Keplerian region. If this condition is not satisfied, the rotation curve may be observed as a ‘flat’ rotation curve, even in the Keplerian region.

In this paper we examine these conditions of the rotation curves so far obtained, and try to answer the ques-

tions raised above. The plan of this paper is as follows: In section 2 we describe the sample used in the present study. In section 3 we investigate how much the fraction of galaxies could have Keplerian rotation curves. We discuss the extent of the dark halo in section 4.

2. The Sample

In the present paper, we concentrate on the HI rotation curves of galaxies. The rotation curves obtained by optical observations are not suitable for this study, because they are not likely to extend outside of the optical disk. The rotation curves observed in CO lines are also unsuitable, since the molecular gas is usually more concentrated than the HI gas (Sofue et al.1995). The sample galaxies consist of those which are observed in HI, and satisfy the following selection criteria: 1) galaxies later than Sa and not strongly distorted; 2) inclination larger than 45° , so that the effect of warping is small, 3) necessary data for the present analysis, such as the observational parameters and the optical profiles, are available. There are 45 galaxies in the sample. The basic data for the sample galaxies are listed in table 1.

Among the sample galaxies, 11 are found to have Keplerian rotation curves. We use the term ‘Keplerian rotation curve’ for a rotation curve which shows a significant drop of rotation velocity and can be fitted by a Keplerian, $V \sim R^{-1/2}$. We did not include galaxies which show only a slight decrease of rotation velocity, such as discussed in Salucci and Frenk (1989). Some examples of such rotation curves are shown in figure 1 with a Keplerian curve for a point mass as a reference. The outermost parts of these rotation curves are approximated well by Keplerians. We comment on the properties of the Keplerian galaxies.

NGC 891: This Sb galaxy has been known to show a Keplerian drop for many years. Sancisi and Allen (1979) first found a Keplerian drop on the southern part of the galaxy. Although a counterpart on the north was not seen in their data, the VLA data by Rupen (1991) clearly show a drop on the north. The rotation curve starts declining at the optical edge, and the velocity decreases by about 60 km s^{-1} .

NGC 1365: This is a grand-design barred spiral (SBb). The HI rotation curve already starts declining inside of the optical disk (Jörsäter, van Moorsel 1995). The rotation velocity decreases by more than 50 km s^{-1} in total, and by 35 km s^{-1} in the Keplerian region.

NGC 2683 The HI rotation curve of NGC 2683 was obtained by Casertano and van Gorkom (1991). The rotation velocity decreases by 50 km s^{-1} outside the optical disk. Although the rotation curve shows some irregularity, the drop in the rotation velocity is significant, and one may take it as being approximately Keplerian.

NGC 3031 The HI in the outermost region of NGC 3031

is strongly distorted by the interaction with NGC 3034. However, the HI velocity field is rather symmetric within the optical disk. The rotation velocity is already decreasing in the optical disk (Rots, Shane 1975; Visser 1980).

NGC 3521 The rotation curve of this Sb galaxy was obtained by Casertano and van Gorkom (1991). The rotation velocity is almost constant at 200 km s^{-1} out to $8.5h$ (h is the disk scale length), and decreases by 45 km s^{-1} beyond it.

NGC 4138 This Sa galaxy has a counter-rotating disk in the central region. The HI rotation curve obtained by Jore et al.(1996) shows a significant drop by more than 100 km s^{-1} . The rotation curve is well approximated by a Keplerian in the outer region. However, it cannot be ruled out that the declining rotation curve may be caused by a very strong warp of the HI disk.

NGC 4244 This is an edge-on Sc galaxy. A Keplerian drop outside of the optical disk is seen on both sides after the flat rotation with 100 km s^{-1} (Olling 1996).

NGC 4414 The HI rotation curve for this Sc galaxy was obtained by Braine et al.(1993). The velocity decrease is evident by 70 km s^{-1} , starting at $4h$.

NGC 5204 This is a dwarf galaxy with a maximum rotation velocity of 75 km s^{-1} . Sicotte et al.(1997) have modeled the HI velocity field, taking the variation of the inclination into account, and derived the declining rotation curve in the outermost region. They have constructed a mass model with the disk and the dark halo, and argued that a cutoff of the dark halo is necessary to account for the declining rotation curve.

NGC 7793 This is an Sd galaxy with a moderate inclination. Carignan and Puche (1990) have obtained a declining rotation curve by taking the inclination variation into account. The rotation velocity drops from 110 km s^{-1} by about 20 km s^{-1} outside $4.5h$. Carignan and Puche (1990) argued that even a no-dark-halo model is possible for this galaxy.

DDO 154 Carignan and Beaulieu (1989) have found a declining rotation curve in this gas-rich dwarf irregular galaxy. The maximum rotation is 50 km s^{-1} , and the decline starts beyond $10h$. In spite of the Keplerian rotation curve, one needs a significant amount of dark matter to reproduce the rotation curve. The mass model by Carignan and Beaulieu showed that 90% of the mass within the Keplerian region consists of dark matter.

3. Analysis and Results

The uncertainty in the rotation velocity may be crucial for uncovering Keplerian rotation curves, as described in section 1. In order to investigate this, we define the quantity f , which is the ratio of both sides in inequality

(1),

$$f \equiv V(R_{\text{dec}}) \left[1 - \left(\frac{R_{\text{dec}}}{R_{\text{out}}} \right)^{1/2} \right] / 2\sigma. \quad (2)$$

When we have only a few measurement points between R_{dec} and R_{out} , f gives a criterion for discriminating a Keplerian rotation curve from flat rotation curves. One requires $f \geq 1$ to detect a declining rotation curve.

We applied this criterion to non-Keplerian rotation curves. Since we do not know R_{dec} for non-Keplerian rotation curves, we assumed $R_{\text{dec}} = 5h$ in this section. This corresponds to a typical size of the optical disk (van der Kruit and Searle 1982; van der Kruit 1988). This is also close to the value of R_{dec} for Keplerian rotation curves, since R_{dec} for the Keplerian rotation curves in the present sample ranges from $3h$ to $12h$, and its mean is $6.2h$. If the rotation curve of a galaxy is not observed beyond $5h$, we use the rotation velocity at the observed outermost point, V_{out} , as V_{5h} .

The velocity uncertainties are unknown for several galaxies. For these galaxies, we give the following estimate. The velocity uncertainty depends on the observational velocity resolution, the S/N ratio of the data, the uncertainty of the inclination angle, and so on. The velocity uncertainty can be much less than the velocity resolution, if the S/N ratio is sufficiently high. In the outermost region, however, the S/N ratio is just above the detection limit and the velocity profile could be fairly uncertain due to a possible decrease in the rotation velocity. These facts make it difficult to achieve much a smaller uncertainty than the observational velocity resolution. The ratio of the velocity uncertainties to the observational velocity resolution in table 1 is between 0.5 and 11, with a mean of 3.5. Therefore, the velocity uncertainty in the outermost region was assumed to be equal to $\sim 0.3\Delta V / \sin i$, for galaxies for which the velocity uncertainty was not reported.

Figure 2 plots the value of f versus $(R_{\text{out}} - R_{\text{dec}})/\Delta R$ for both Keplerian and non-Keplerian rotation curves. ΔR is defined by $\Delta R \equiv D\sqrt{a^2 + b^2}$, where a and b are the major and minor axis of the synthesized beam of the observation in radian, and D is the distance to the galaxy. The value of $(R_{\text{out}} - R_{\text{dec}})/\Delta R$ roughly corresponds to the number of independent measurements between R_{dec} and R_{out} . Figure 2 shows that the galaxies with Keplerian rotation curves indeed have an f larger than unity, except for NGC 5204. All but NGC 5204 have an f larger than 2.5. This indicates that an f slightly larger than unity is not sufficient, and that more than 2 is required for uncovering a Keplerian rotation curve. A remarkable aspect in figure 2 is the clear split of Keplerian and non-Keplerian galaxies depending on f ; galaxies with a Keplerian rotation curve mostly lie above $f = 2.5$, while many galaxies with non-Keplerian rotation curves

lie below $f = 1$. The galaxies with $f \leq 1$ have values of $(R_{\text{out}} - R_{\text{dec}}/\Delta R)$ less than 2. This confirms that there are only few independent measurements of the rotation velocities between R_{dec} and R_{out} . Any galaxies with rising rotation curves at R_{out} does not have a value of f between 0 and 1. These facts ensure that f works as a good criterion. The number of galaxies with f greater than unity is 25, and 10 of them are galaxies with Keplerian rotation curves. As far as galaxies with $f \geq 1$ are concerned, the fraction of Keplerian rotation curves is about two-fifths. The results do not change drastically even when the assumed velocity uncertainties are reduced to half of what we have assumed above. In that case, the number of galaxies with f larger than unity is 27, and the fraction of the Keplerian rotation curve is still significant. Therefore, Keplerian rotation curves are not rare.

On the other hand, 19 galaxies out of 45 were found to have f smaller than unity. A negative value of f indicates that the HI observation does not extend beyond $5h$. One cannot determine whether the rotation curves of these $f \leq 1$ galaxies are flat beyond the optical disk. Since a significant fraction of $f \geq 1$ galaxies have Keplerian rotation curves, there could be several Keplerian rotation curves in galaxies with $f \leq 1$, which have not yet been discovered.

4. Discussion

4.1. Extent of Dark Halo

While a large number of galaxies have f smaller than 1, the non-Keplerian rotation curves with $f \geq 1$ provide direct evidence for extended dark halos outside of the optical disks. How far do they extend? In order to constrain the minimum extent of the dark halos, one can use the criterion [equation (2)] with larger values of R_{dec} : if f becomes unity with a certain value of R_{dec} , this radius gives the minimum extent of the dark halo that is consistent with the observed flat rotation curves within the uncertainty. We calculated f for non-Keplerian galaxies while varying the value of R_{dec} from $5h$, $6h$, ..., to $10h$. Figure 3 shows the number distribution of $f \leq 1$ galaxies and $f \geq 1$ galaxies out of 34 non-Keplerian galaxies for different values of R_{dec} . It was checked that galaxies with $f \leq 1$ have only few points of independent measurements between R_{dec} and R_{out} in any case of R_{dec} . Figure 3 demonstrates that the number of $f \geq 1$ galaxies decreases drastically with increasing the assumed value of R_{dec} . This indicates that the number of rotation curves that claim extended dark halos to large radii is quite small. Only 4 rotation curves provide evidence for a dark halo extending to $10h$. Therefore, rather small halos, which have cutoff radii within $10h$, are still consistent with most of the HI observations. The existence of Kep-

lerian rotation curves supports such small halos, if they reflect true mass truncations.

4.2. Comparison with Other Studies

Although the idea of a small halo conflicts with several studies of dark-matter halos which claim massive halos extending to several hundred kpc (e.g., Zaritsky, White 1994; Navarro et al.1996), there have been several indications of small halos other than rotation-curve studies. Gottesman and Hunter (1982) analyzed the motion of satellite galaxies of NGC 3992, and argued that NGC 3992 is unlikely to have a halo with a mass of $\sim 10^{12}M_{\odot}$. Dubinski et al.(1996) simulated the interacting galaxies, and concluded that galaxies with small halos, the rotation curve of which starts to decline within $10h$, are favorable in order to reproduce the tidal tails of interacting galaxies. Bland-Hawthorn et al.(1997) observed the ionized hydrogen in NGC 253 outside of the HI disk, and measured the rotation velocity where an HI observation could not reach. Their result suggests that the rotation curve is declining beyond the HI disk, and that the halo is truncated. All of these results are consistent with the idea of small halos. One possibility to reconcile the discrepancy between small and massive halos is that the size and the mass of halos varies significantly from galaxy to galaxy.

On the other hand, the HI rotation curves, including Keplerian ones, could still be consistent with massive halos. One may reproduce a declining rotation curve if a specific mass distribution is assumed, as the velocity drop at the edge of the optical disk (e.g., Salucci, Frenk 1989). Unfortunately, however, the extent of the HI rotation curve and its uncertainty are not sufficient to discriminate these two scenarios. Extensive studies of the rotation velocities in the far outer region, where we hardly detected the HI gas, are necessary. A large number of observations of ionized gas beyond the HI disk may lead to more decisive conclusions.

We thank the referee, P. Salucci, for his helpful comments. M.H. also acknowledges the financial support from the Japan Society for the Promotion of Science.

Figure Captions

Fig. 1. Examples of declining rotation curves with eye-fit Keplerian rotation curves for point masses. The data are taken from the references listed in table 1.

Fig. 2. Plot of f versus $(R_{\text{out}} - R_{\text{dec}})/\Delta R$. The filled circles represent galaxies with a Keplerian rotation curve. The crosses represent those with a non-Keplerian rotation curve.

Fig. 3. Number distributions of non-Keplerian galaxies with $f \leq 1$ and those with $f \geq 1$ with varying R_{dec} . The shadowed regions correspond to galaxies with $f \geq 1$.

Notes for Table 1

Columns : (1) galaxy's name; (2) type (3) inclination (4) adopted distance in Mpc; (5) disk scale length in kpc; (6) rotation velocity at $5h$ in km s^{-1} ; (7) radius at which rotation curve starts to decline (kpc); (8) rotation velocity at R_{dec} in km s^{-1} ; (9) HI outermost radius in kpc; (10) rotation velocity at R_{out} in km s^{-1} , an asterisk denotes that the rotation curve shows a tendency of rising in the outermost region; (11) observational velocity resolution in km s^{-1} ; (12) beam size of observation in arcsec; (13) rotation velocity uncertainty at R_{out} in km s^{-1} ; (14) references :

1 Puche et al.(1991); 2 Newton, Emerson (1977); 3 Kent (1987); 4 Carignan, Puche (1990b); 5 Carignan et al.(1991); 6 Newton (1980); 7 Rupen (1991); 8 van der Kruit, Searle (1982); 9 England (1989); 10 Jöräter, van Moorsel (1995); 11 Broeils (1992); 12 Wevers et al.(1986); 13 Casertano, van Gorkom (1991); 14 Bosma (1981); 15 Meurer et al.(1996); 16 Rots, Shane (1975); 17 Visser (1980); 18 Jobin, Carignan (1990); 19 Begeman (1989); 20 Ball (1986); 21 Bottema (1996); 22 Jore et al.(1996); 23 Shostak, Rogstad (1973); 24 Olling (1996); 25 van Albada, Shane (1975); 26 Braine et al.(1993); 27 Guhathakurta et al.(1988); 28 Cayatte et al.(1990); 29 Kodaira et al.(1986); 30 Bottema et al.(1986); 31 Sicotte, Carignan (1997); 32 Côte et al.(1991); 33 Sancisi, van Albada (1987); 34 Carignan, Puche (1990a); 35 Martimbeau et al.(1994); 36 Carignan, Beaulieu (1989); 37 Lake et al.(1990); 38 van der Hulst et al.(1993); 39 Roelfsema, Allen (1985); 40 Kent (1986); 41 Cox et al.(1996); 42 de Blok et al.(1996).

Table 1. Data for sample galaxies.

Galaxy	Type	i	D	h	V_{5h}	R_{dec}	V_{dec}	R_{out}	V_{out}	ΔV	$a \times b$	σ	Note
NGC 55	SBm	79	1.60	1.6	85	—	—	10.2	86	10.3	45 45	5.5	1
NGC 224	Sb	77	0.67	5.2	240	—	—	30	240	16.0	420 600	—	2,3
NGC 247	Sc	75	2.53	2.9	—	—	—	10	108	10.3	33 20	9.2	4
NGC 253	SBc	80	2.58	2.4	—	—	—	8.6	224*	20.6	68 42	20.8	5
NGC 598	Scd	54	0.69	2.4	—	—	—	6	105*	16.0	90 180	2.7	6
NGC 891	Sb	88	9.5	4.9	170	15	220	28	160	20.7	40 40	—	7,8
NGC 1300	SBbc	50	17.1	7.0	—	—	—	16	150	25.2	20 20	40	9
NGC 1365	SBb	55	20.0	7.4	215	24	260	39	190	20.8	12 6	—	10
NGC 1560	Sd	82	3.0	1.3	75	—	—	8.3	80*	8.2	13 14	2.3	11
NGC 2403	Sc	55	3.25	2.1	130	—	—	19.5	130	16.5	45 45	—	3, 12
NGC 2683	Sb	70	5.1	1.2	200	9	195	18	150	20.6	63 55	15	13
NGC 2841	Sb	65	9.0	2.3	280	—	—	36	280	27.2	51 65	10	3, 14
NGC 2903	Sc	60	6.1	1.9	200	—	—	24	190	33.1	33 33	—	3, 12
NGC 2915	I	60	5.3	0.7	75	—	—	15	92*	3.3	45 45	1.3	15
NGC 3031	Sab	59	3.25	2.5	190	8.5	225	12.5	190	27.0	24 26	7.0	3, 16, 17
NGC 3109	SBm	75	1.7	1.6	66	—	—	8.2	66	10.3	36 27	3.2	3, 18
NGC 3198	Sc	70	9.2	2.5	150	—	—	29	150	33.0	25 35	3.0	3, 19
NGC 3359	SBc	51	11.0	4.4	—	—	—	13.1	140	25.2	18 18	21	20
NGC 3521	Sbc	75	8.9	2.4	200	20.5	200	28.5	155	20.7	74 53	11.5	13
NGC 4013	Sbc	90	12.0	3.4	170	—	—	22	170	33.2	13 19	10	8, 21
NGC 4138	Sa	52	16.0	1.2	220	7	200	20	120	5.2	19 21	—	22
NGC 4236	Sb	75	3.25	2.7	—	—	—	11	85	21	120 120	—	3, 23
NGC 4244	Scd	85	5.0	2.6	100	14	100	22	82	6.2	38 38	3.0	8, 24
NGC 4258	Sbc	72	6.6	5.6	200	—	—	30	200	27	30 41	—	3, 25
NGC 4414	Sc	60	9.6	1.4	200	5.6	215	13	150	33	15 28	5.0	26
NGC 4501	Sb	56	16.6	4.0	300	—	—	18	300	41.3	40 39	—	27, 28, 29
NGC 4565	Sb	85	10.0	5.5	250	—	—	32	250	20.8	40 40	—	7, 8
NGC 4654	Scd	49	16.6	3.2	200	—	—	16	200*	25.0	48 43	—	27, 28, 29
NGC 5023	Scd	90	8.0	2.0	—	—	—	9.3	80	33.3	14 21	—	8, 30
NGC 5033	Sbc	60	14.0	6.0	200	—	—	36	200	27.2	51 85	9.0	3, 14
NGC 5055	Sbc	55	8.0	3.8	190	—	—	42.5	180	27.2	49 73	13.3	3, 14
NGC 5204	Sm	45	4.8	0.8	75	8.7	76	10.8	68	8.3	29 27	10.5	31
NGC 5585	Sd	52	6.2	1.4	90	—	—	9.6	90	16.5	24 31	2.7	32
NGC 5907	Sc	85	11.0	5.7	220	—	—	29	220	27	60 60	—	8, 33
NGC 7331	Sb	70	14.0	4.7	240	—	—	30	250	27.2	25 45	10.3	3, 14
NGC 7793	Sd	54	3.4	1.1	107	4.9	110	7.4	91	10.3	44 31	6.1	4
IC 2574	SBm	77	3.0	2.2	—	—	—	8.1	66*	8.2	15 12	15	35
DDO 154	Sm	57	4.0	0.5	37	5.8	48	7.5	43	10.3	34 35	2.0	36
DDO 170	Im	84	14.6	1.7	60	—	—	12.5	66*	10.4	24 20	1.4	37
UGC 0128	Sdm	57	60	6.4	130	—	—	42	130	21.2	25 23	—	38
UGC 2885	Sc	64	79	12.7	300	—	—	73	300	68.6	14 23	—	39, 40
UGC 5750	SBdm	64	56	3.3	72	—	—	22	75	21.2	24 22	—	38
UGC 5999	Im	55	45	4.4	—	—	—	15	150*	21.1	24 21	—	38
UGC 7170	Scd	90	31.8	5.1	—	—	—	15.7	100	10.5	13 13	—	41
F563-V1	I	60	38	1.8	24	—	—	5.5	24	20.6	13 14	—	42

References

- Ball R. 1986, ApJ 307, 453
 Begeman K. G. 1989, A&A 223, 47
 Bland-Hawthorn J., Freeman K. C., Quinn P. J. 1997, ApJ in press (astro-ph/9706210)
 Bosma A. 1981, AJ 86, 1791
 Bottema R. 1996, A&A 306, 345
 Bottema R., Shostak G. S., van der Kruit P. C. 1986, A&A 167, 34
 Braine J., Combes F., van Driel W. 1993, A&A 280, 451
 Broeils A. H. 1992, A&A 256, 19
 Carignan C., Beaulieu S. 1989, ApJ 347, 760
 Carignan C., Freeman K. C. 1985, ApJ 294, 494
 Carignan C., Puche D. 1990, AJ 100, 394
 Carignan C., Puche D. 1990, AJ 100, 641
 Carignan C., Puche D., van Gorkom J. 1991, AJ 101, 456
 Casertano S., van Gorkom J. H. 1991, AJ 101, 1231
 Cayatte V., van Gorkom J. H., Balkowski C., Kotanyi C. 1990, AJ 100, 604
 Côte S., Carignan C., Sancisi R. 1991, AJ 102, 904
 Cox A. L., Sparke L. S., van Moorsel G., Shaw M. 1996, AJ 111, 1505
 de Blok W. J. G., McGaugh S. S., van der Hulst J. M. 1996, MNRAS 283, 18
 Dubinski J., Mihos J. C., Hernquist L. 1996, ApJ 462, 576
 England M. N. 1989, ApJ 337, 191
 Gottesman S. T., Hunter J. H. Jr. 1982, ApJ 260, 65
 Guhathakurta P., van Gorkom J. H., Kotanyi C. G., Balkowski C. 1988, AJ 96, 851
 Honma M., Sofue Y. 1996, PASJ 48, L103
 Jobin M., Carignan C. 1990, AJ 100, 648
 Jore K. P., Broeils A. H., Haynes M. P. 1996, AJ 112, 438
 Jörsäter S., van Moorsel G. A. 1995, AJ 110, 2037
 Kent S. M. 1986, AJ 91, 1301
 Kent S. M. 1987, AJ 93, 816
 Kodaira K., Watanabe M., Okamura S. 1986, ApJS 62, 703
 Lake G., Schommer R. A., van Gorkom J. H. 1990, AJ 99, 547
 Martinbeau N., Carignan C., Roy J.-R. 1994, AJ 107, 543
 Mathewson D. S., Ford V. L., Buchhorn M. 1992, ApJS 81, 413
 Meurer G., Carignan C., Beaulieu S. F., Freeman K. C. 1996, AJ 111, 1551
 Navarro J. F., Frenk C., White S. D. M. 1996, ApJ 462, 563
 Newton K. 1980, MNRAS 190, 689
 Newton K., Emerson D. T. 1977, MNRAS 181, 573
 Olling R. P. 1996, AJ 112, 457
 Persic M., Salucci P. 1991, ApJ 368, 60
 Persic M., Salucci P., Stel F. 1996, MNRAS 281, 27
 Puche D., Carignan C., Wainscoat R. J. 1991, AJ 101, 447
 Roelfsema P. R., Allen R. J. 1985, A&A 146, 213
 Rots A. H., Shane W. W. 1975, A&A 45, 25
 Rubin V. C., Burstein D., Ford W. K. Jr., Thonnard N. T. 1985, ApJ 289, 81
 Rubin V. C., Thonnard N. T., Ford W. K. Jr. 1980, ApJ 238, 471
 Rupen M. P. 1991, AJ 102, 48
 Salucci P., Frenk C. 1989, MNRAS 237, 247
 Sancisi R., Allen R. J. 1979, A&A 74, 73
 Sancisi R., van Albada T. S. 1987, in Dark Matter in the Universe, IAU symposium No. 117, ed J. Kormendy, G. R. Knapp (Reidel, Dordrecht) p67
 Shostak G. S., Rogstad D. H. 1973, A&A 24, 405
 Sicotte V., Carignan C. 1997, AJ 113, 609
 Sofue Y. 1996, ApJ 458, 120
 Sofue Y. 1997, PASJ 49, 17
 Sofue Y., Honma M., Arimoto N. 1995, A&A 296, 33
 van Albada G. D., Shane W. W. 1975, A&A 42, 433
 van der Hulst J. M., Skillman E. D., Smith T. R., Bothun G. D., McGaugh S. S., de Blok W. J. G. 1993, AJ 106, 548
 van der Kruit P. C. 1988, A&A 192, 117
 van der Kruit P. C., Searle L. 1982, A&A 110, 61
 Visser H. C. D. 1980, A&A 88, 149
 Wevers B. M. H., van der Kruit P. C., Allen R. J., 1986, A&AS 66, 502
 Zaritsky D., White S. D. M. 1994, ApJ 435, 599

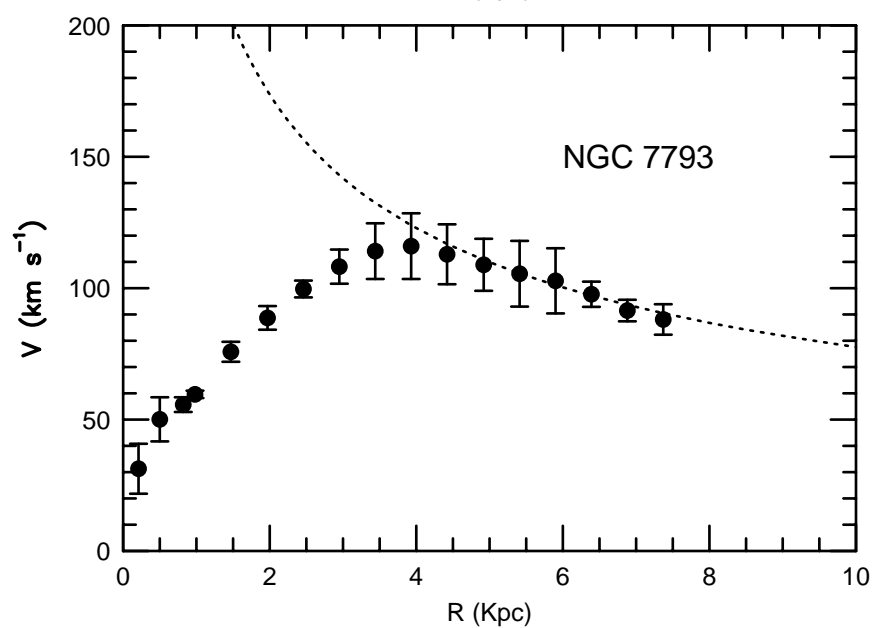
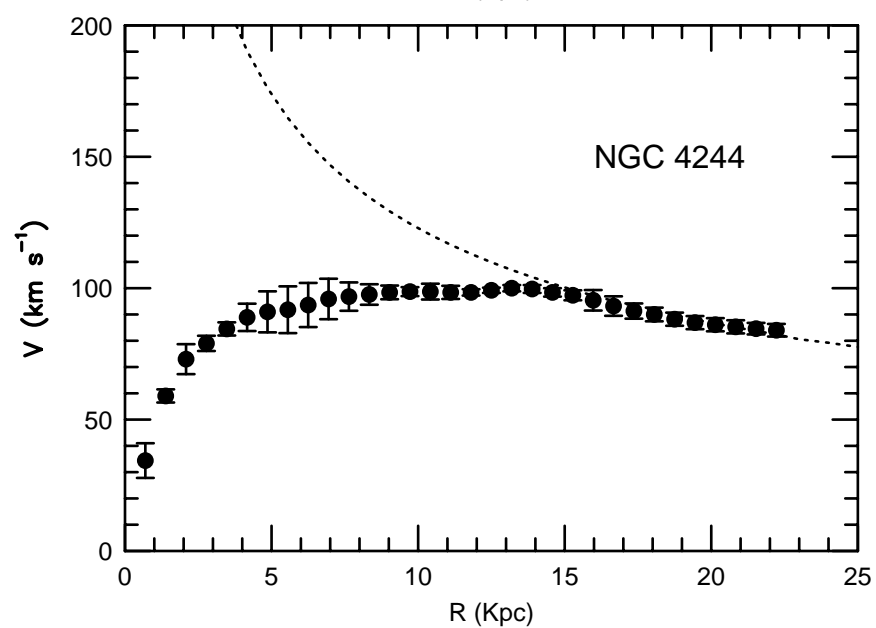
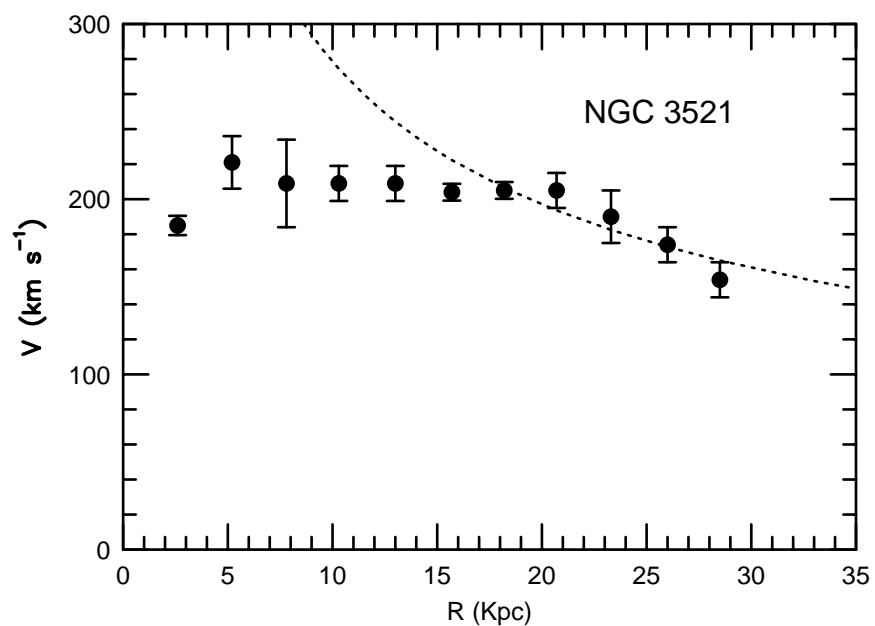
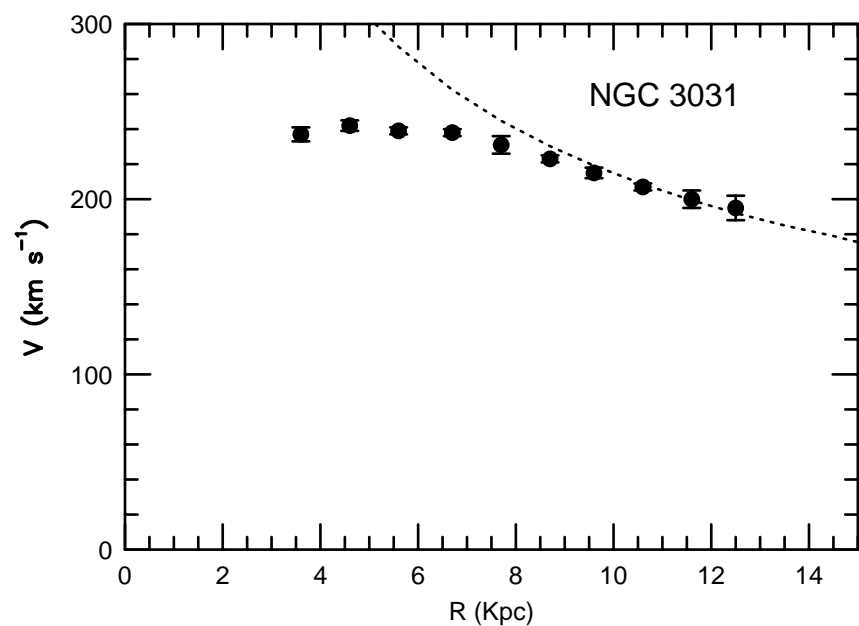


Fig.1

Fig.2

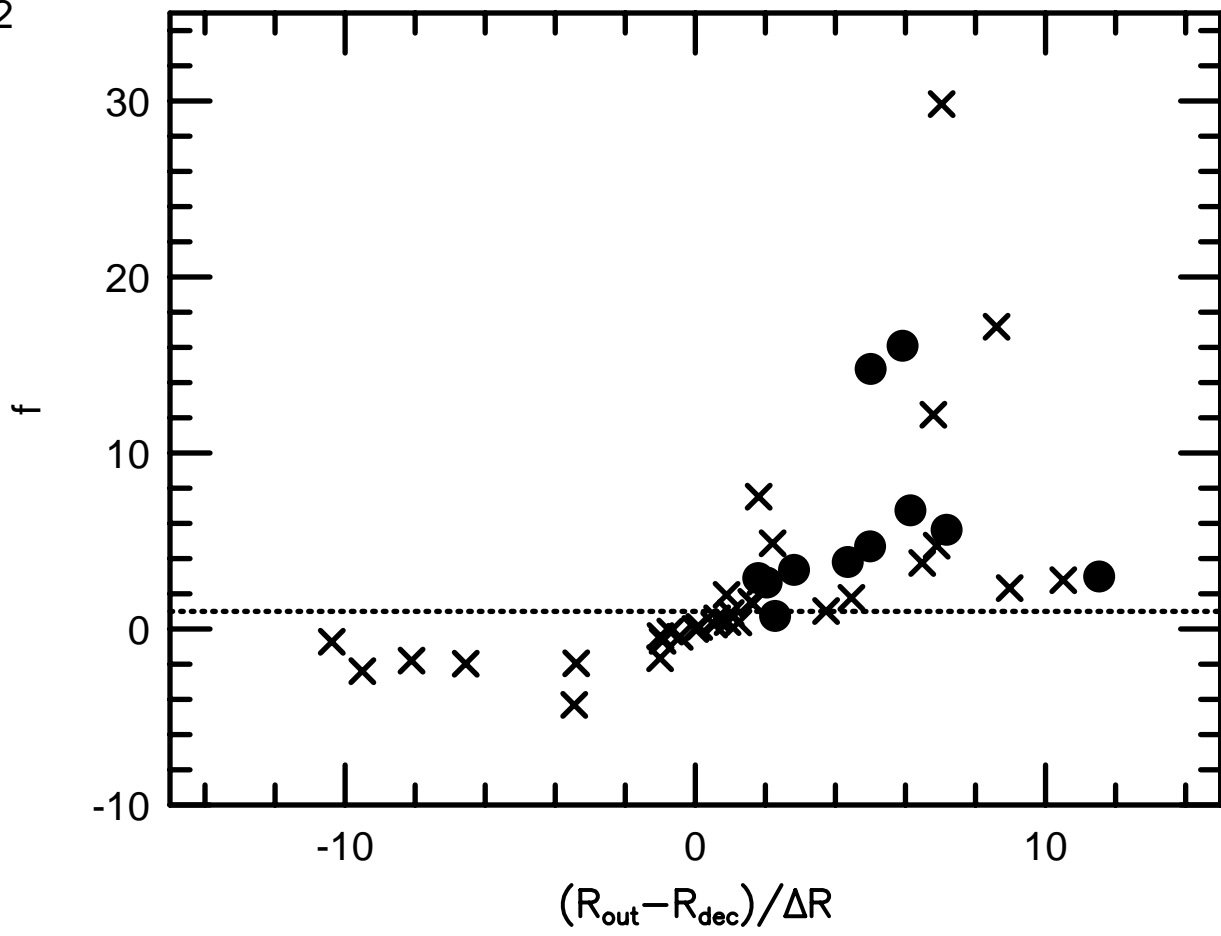


Fig.3

