

# The Nature of the Low-redshift Ly $\alpha$ Clouds

J. Michael Shull

<sup>1</sup>*Department of Astrophysical & Planetary Sciences, CASA and JILA,  
Campus Box 391, University of Colorado, Boulder CO 80309 (USA)*

**Abstract.** I discuss recent HST observations and interpretation of low- $z$  Ly $\alpha$  clouds toward nearby Seyferts and QSOs, including their frequency, space density, estimated mass, association with galaxies, and contribution to  $\Omega_b$ . Our HST/GHRS detections of 73 Ly $\alpha$  absorbers with  $N_{\text{HI}} \geq 10^{12.6} \text{ cm}^{-2}$  along 11 sightlines covering pathlength  $\Delta(cz) = 86,000 \text{ km s}^{-1}$  show  $f(> N_{\text{HI}}) \propto N_{\text{HI}}^{-0.6 \pm 0.2}$ . A group of strong absorbers toward PKS 2155-304 may be associated with gas  $(400 - 800)h_{75}^{-1} \text{ kpc}$  from 4 large galaxies, with low metallicity ( $\leq 0.004$  solar) and  $D/H \leq 2 \times 10^{-4}$ . At low- $z$ , we derive a metagalactic ionizing radiation field and Ly $\alpha$ -forest baryon density  $J_0 = (1.1 \pm 0.4) \times 10^{-23} \text{ ergs cm}^{-2} \text{ s}^{-1} \text{ Hz}^{-1} \text{ sr}^{-1}$  and  $\Omega_b = (0.008 \pm 0.004)h_{75}^{-1}[J_{-23}N_{14}b_{100}]^{1/2}$  for clouds of characteristic size  $b = (100 \text{ kpc})b_{100}$ .

## 1 Introduction

Since the discovery of the high-redshift Ly $\alpha$  forest over 25 years ago, these abundant absorption features in the spectra of QSOs have been used as evolutionary probes of the intergalactic medium (IGM), galactic halos, and now large-scale structure and chemical evolution. The rapid evolution in the distribution of lines per unit redshift,  $dN/dz \propto (1+z)^\gamma$  ( $\gamma \approx 2.5$  for  $z \geq 1.6$ ), was consistent with a picture of these features as highly ionized “clouds” whose numbers and sizes were controlled by the evolution of the IGM pressure, the metagalactic ionizing radiation field, and galaxy formation. Early observations also suggested that Ly $\alpha$  clouds had characteristic sizes  $\sim 10 \text{ kpc}$ , were much more abundant than ( $L_*$ ) galaxies, and showed little clustering in velocity space. They were interpreted as pristine, zero-metallicity gas left over from the recombination era. One therefore expected low-redshift ( $z < 1$ ) absorption clouds to show only traces of H I, due to photoionization and evaporation in a lower pressure IGM. All these ideas have now changed with new data.

One of the delightful spectroscopic surprises from the *Hubble Space Telescope* (HST) was the discovery of Ly $\alpha$  absorption lines toward the quasar 3C 273 at  $z_{\text{em}} = 0.158$  by both the Faint Object Spectrograph (FOS, Bahcall et al. 1991) and the Goddard High Resolution Spectrograph (GHRS, Morris et al. 1991). In this review, I will describe (§2) the current status of our group’s long-term program with the HST and VLA to define the parameters and nature of the low-redshift Ly $\alpha$  forest. In §3, I discuss related theoretical work on the metagalactic ionizing background,  $J_\nu(z)$ , and the contribution of low- $z$  Ly $\alpha$  clouds to the baryon density,  $\Omega_b$ .

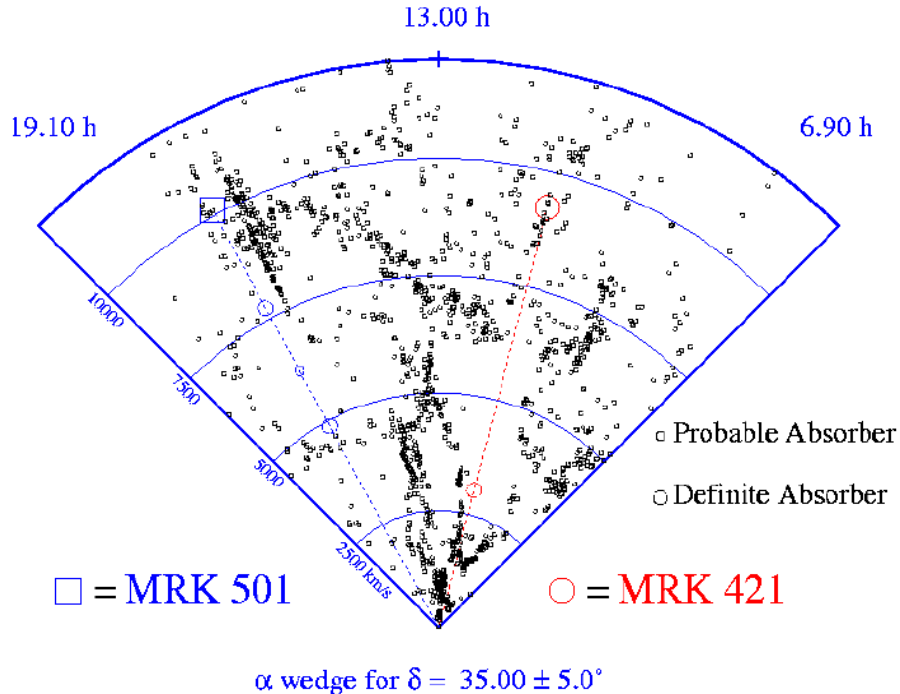


Figure 1: Pie-diagram distributions of recession velocity and RA of bright (CfA survey) galaxies and four Ly $\alpha$  absorbers toward Mrk 501 and Mrk 421 (Shull, Stocke, & Penton 1996). Two of these systems lie in voids, with the nearest bright galaxy located more than  $4h_{75}^{-1}$  Mpc from the absorber.

## 2 HST Survey of low- $z$ Ly $\alpha$ Absorbers

The frequency of low- $z$  Ly $\alpha$  lines reported by the HST/FOS Key Project,  $d\mathcal{N}/dz = (24.3 \pm 6.6)(1+z)^{0.58 \pm 0.50}$  for lines with  $W_\lambda \geq 320$  mÅ (Bahcall et al. 1996), was considerably higher than a simple extrapolation from the high-redshift forest. These higher- $N_{\text{HI}}$  absorbers exhibit associations with galaxies ( $D \leq 200h_{75}^{-1}$  kpc) about half the time (Lanzetta et al. 1995).

In HST cycles 4–6, our group began GHRs studies of lower- $N_{\text{HI}}$  absorbers toward 11 bright targets (Stocke et al. 1995; Shull, Stocke, & Penton 1996). These low- $z$  targets were chosen because of their well-mapped distributions of foreground galaxies (superclusters and voids). Our studies were designed to measure the distribution of Ly $\alpha$  absorbers in redshift ( $z \leq 0.08$ ) and column density ( $12.5 \leq N_{\text{HI}} \leq 16$ ), to probe their association with galaxies, and to measure their clustering and large-scale structure. Toward 11 targets, we de-

## Ly $\alpha$ Absorption-Line Discovered Dwarf Galaxy

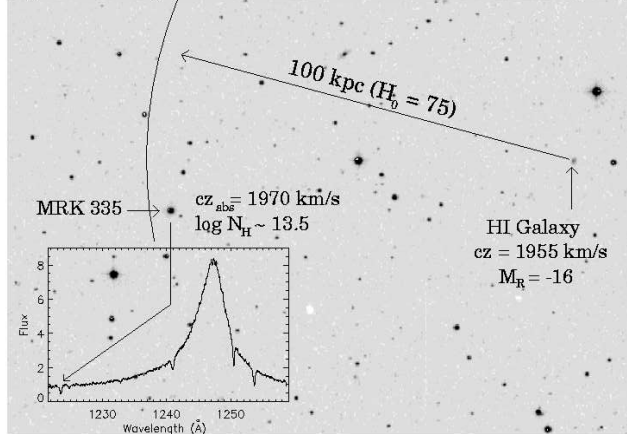


Figure 2: Overlay of galaxy field around Mrk 335, showing a dwarf galaxy at  $1955 \text{ km s}^{-1}$  at nearly the same redshift as the  $1970 \text{ km s}^{-1}$  Ly $\alpha$  absorber ( $N_{\text{HI}} = 10^{13.5} \text{ cm}^{-2}$ ). The offset distance is  $\sim 95h_{75}^{-1} \text{ kpc}$ .

tected 73 Ly $\alpha$  systems over a pathlength ( $c\Delta z$ )  $\approx 86,000 \text{ km s}^{-1}$ . In cycle 7, we will observe 14 more sightlines with the Space Telescope Imaging Spectrograph (STIS) to double our Ly $\alpha$  sample. The locations of Ly $\alpha$  absorbers toward two of our first sightlines are shown in Figure 1.

In our first 4 sightlines, the frequency of absorbers with  $N_{\text{HI}} \geq 10^{13} \text{ cm}^{-2}$  was  $\langle dN/dz \rangle \approx (90 \pm 20)$ , corresponding to a local space density,  $\phi_0 = (0.7 \text{ Mpc}^{-3})R_{100}^{-2}h_{75}$  for absorber radius  $(100 \text{ kpc})R_{100}$ . This space density is  $\sim 40$  times that of bright ( $L_*$ ) galaxies, but similar to that of dwarf galaxies with  $L \approx 0.01L_*$ . From a statistical, nearest-neighbor analysis, we found that the Ly $\alpha$  clouds have some tendency to associate with large structures of galaxies and to “avoid the voids”. However, for the lower column systems, the nearest bright galaxies are often too far to be physically associated in hydrostatic halos or disks (Maloney 1993; Dove & Shull 1994). Of 10 absorption systems first analyzed (Shull et al. 1996), 3 lie in voids, with the nearest bright galaxies several Mpc distant. In several cases, we identified dwarf H I galaxies within 100–300 kpc using the VLA (Van Gorkom et al. 1996). Figure 2 shows one system toward Mrk 335, where a dwarf galaxy with  $M_{\text{HI}} \approx (7 \times 10^7 M_{\odot})h_{75}^{-2}$  and offset distance  $\sim (100 \text{ kpc})h_{75}^{-1}$  is seen at heliocentric velocity  $cz = 1955 \text{ km s}^{-1}$ , remarkably near to that of the Ly $\alpha$  absorber. Thus, some of the lower- $N_{\text{HI}}$  absorbers appear to be associated with dwarf galaxies, although much better statistics are needed.

In HST/cycle 6, we observed 7 more sightlines (Penton, Shull, & Stocke

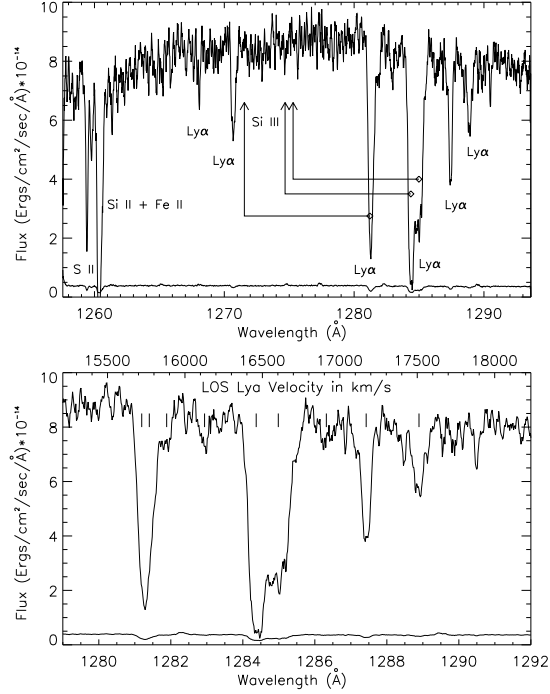


Figure 3: HST/GHRS (G160M) spectrum of PKS 2155-304 (Shull et al. 1998a) shows multiple Ly $\alpha$  absorption systems between 1281–1290 Å ( $cz = 15,700 - 17,500 \text{ km s}^{-1}$ ). Upper limits on Si III  $\lambda 1206.50$  absorption at 1274.7 Å and 1275.2 Å correspond to  $[\text{Si}/\text{H}] \leq 0.007$  solar abundance. Strong lines at 1259–1261 Å are Galactic interstellar absorption.

1998) with the GHRS/G160M. With better data, we were able to detect weaker Ly $\alpha$  absorption lines, down to  $20 \text{ m}\text{\AA}$  ( $N_{\text{HI}} = 10^{12.6} \text{ cm}^{-2}$ ) in some cases. Many of the new sightlines exhibit considerably more Ly $\alpha$  absorbers; for these 11 sightlines,  $\langle dN/dz \rangle = 250 \pm 40$  for  $N_{\text{HI}} \geq 10^{12.6} \text{ cm}^{-2}$  or one line every 1200  $\text{km s}^{-1}$ . Although there is wide variation, this frequency is almost 3 times the value (one every 3400  $\text{km s}^{-1}$ ) reported earlier (Shull et al. 1996) for  $N_{\text{HI}} \geq 10^{13} \text{ cm}^{-2}$ . For a curve of growth with  $b = 25 \text{ km s}^{-1}$ , the 61 Ly $\alpha$  absorbers with  $12.6 \leq \log N_{\text{HI}} \leq 14.0$  follow a distribution  $f(\geq N_{\text{HI}}) \propto N_{\text{HI}}^{-0.6 \pm 0.2}$ . These results may change somewhat after correcting for incompleteness, line blending, and the GHRS sensitivity function (Penton et al. 1998).

I turn now to the extraordinary sightline toward PKS 2155-304 (Bruhweiler et al. 1993). This target exhibits 12 Ly $\alpha$  absorbers (Fig. 3), including a group of strong systems between  $cz = 15,700$  and  $17,500 \text{ km s}^{-1}$ . The strong

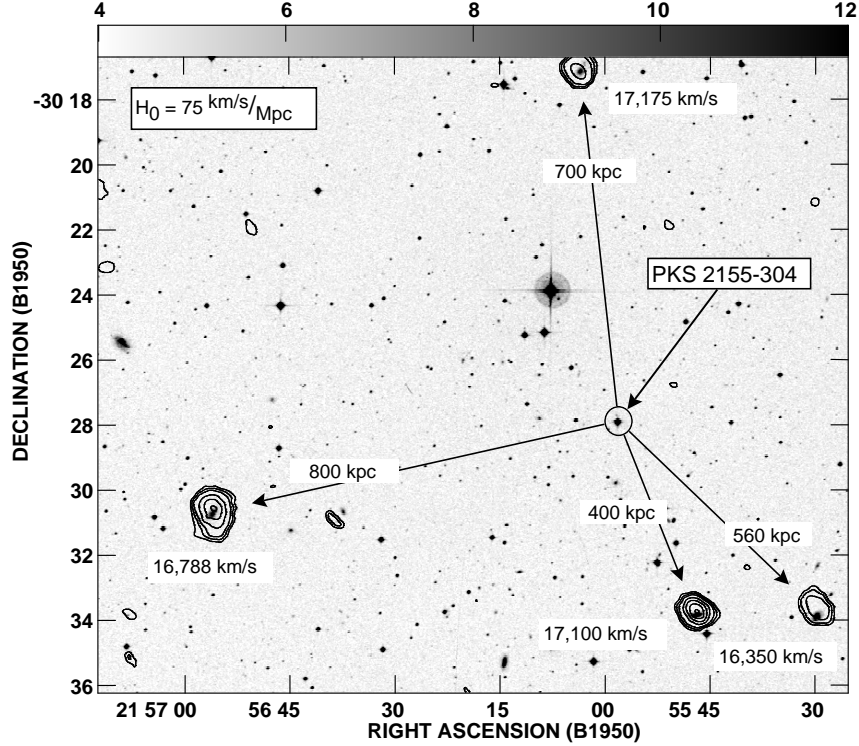


Figure 4: VLA field of 21-cm emission toward PKS 2155-304 at velocities ( $16,000 - 17,300 \text{ km s}^{-1}$ ) near the  $\text{Ly}\alpha$  absorbers. Four H I galaxies are detected at projected offsets of  $(400 - 800)h_{75}^{-1} \text{ kpc}$ . At least two galaxies, to the south and southwest, appear to be kinematically associated with  $\text{Ly}\alpha$  absorbers at  $16,460$  and  $17,170 \text{ km s}^{-1}$ .

absorbers have an estimated combined column density  $N_{\text{HI}} = (2 - 5) \times 10^{16} \text{ cm}^{-2}$ , based on Lyman-limit absorption seen by ORFEUS (Appenzeller et al. 1995). Using the VLA (Van Gorkom et al. 1996; Shull et al. 1998a), we have identified these absorbers with the very extended halos or intragroup gas associated with four large galaxies at the same redshift (Fig. 4). The offsets from the sightline to these galaxies are enormous. Despite the kinematic associations, it would be challenging to make a dynamical association with such galaxies. One must extrapolate from the  $10^{20} \text{ cm}^{-2}$  columns seen in galactic 21-cm emission to the range  $10^{13-16} \text{ cm}^{-2}$  probed by  $\text{Ly}\alpha$  absorption. Much of the strong  $\text{Ly}\alpha$  absorption may arise in gas of wide extent,  $\sim 1 \text{ Mpc}$  in diameter, spread throughout the group of galaxies at  $z = 0.057$ . Assuming  $\langle N_{\text{HI}} \rangle \approx 10^{16} \text{ cm}^{-2}$  and applying corrections for ionization ( $\text{H}^{\circ}/\text{H} \approx 3 \times 10^{-4}$  for  $J_0 = 10^{-23}$  and 600 kpc cloud depth) and for helium mass ( $Y = 0.24$ ), the

total gas mass could be  $\sim 10^{12} M_{\odot}$ .

These absorbers offer an excellent opportunity to set stringent limits on heavy-element abundances and D/H in low-metallicity gas in the far regions of such galaxies. For example, no Si III  $\lambda 1206.50$  absorption is detected ( $W_{\lambda} \leq 23$  mÅ or  $N_{\text{SiIII}} \leq 1.0 \times 10^{12} \text{ cm}^{-2}$  at  $2\sigma$ ) at wavelengths corresponding to the strong Ly $\alpha$  absorbers at 1281.25 Å and 1284.75 Å. Over a range of photoionization models for ( $\text{H}^{\circ}/\text{H}$ ) and ( $\text{Si}^{+2}/\text{Si}$ ), this limit corresponds to an abundance  $(\text{Si}/\text{H}) \leq 0.004(\text{Si}/\text{H})_{\odot}$  for an assumed  $N_{\text{HI}} = 2 \times 10^{16} \text{ cm}^{-2}$  and 300–600 kpc cloud depth (Shull et al. 1998a). The lack of observed C IV  $\lambda 1549$  absorption leads to similar limits. A rudimentary analysis of the lack of observed D I (Ly $\alpha$ ) absorption in the blueward wings of the strong H I lines suggests that  $(\text{D}/\text{H}) \leq 2 \times 10^{-4}$ . These limits can be improved with more sophisticated profile fitting and future data from HST/STIS and FUSE.

The H I toward PKS 2155-304 appears to represent gas with the lowest detected metallicity. Was this gas was once inside the galaxies at  $cz = 17,000 \pm 1000 \text{ km s}^{-1}$ , or is it pristine? We can perhaps answer this question by deeper spectral searches for traces of metals. The origin of the lower-column Ly $\alpha$  systems would seem to be more diverse, possibly arising in extended halos or debris disks of dwarf galaxies, large galaxies, and small groups (Morris & van den Bergh 1994).

### 3 Theoretical Implications

A primary theoretical issue is whether low- $z$  clouds have any relation to the evolution of the baryons in the high- $z$  forest. A quick estimate suggests that the low- $z$  absorbers could contain a substantial (25%) fraction of the total baryons estimated from Big Bang nucleosynthesis,  $\Omega_{\text{BBN}} = (0.036 \pm 0.007)h_{75}^{-2}$  (Burles & Tytler 1997). Consider those Ly $\alpha$  systems with  $N_{\text{HI}} \geq 10^{13} \text{ cm}^{-2}$ , for which one can derive the space density  $\phi_0$ ,

$$\frac{dN}{dz} = \phi_0(\pi R_0^2) \frac{c}{H_0} \approx 100. \quad (1)$$

The major uncertainty in deriving absorber masses is the ionization correction, which depends on the profile of gas density around the cloud centers. Assume, for simplicity, that  $n_H(r) = n_0(r/r_0)^{-2}$ , and adopt photoionization equilibrium at rate  $\Gamma_{\text{HI}}$  at 20,000 K. The ionizing radiation field is  $J_{\nu} = J_0(\nu/\nu_0)^{-\alpha_s}$  with  $\alpha_s \approx 1.8$  and  $J_0 = (10^{-23} \text{ ergs cm}^{-2} \text{ s}^{-1} \text{ Hz}^{-1} \text{ sr}^{-1})J_{-23}$ . The H I column density integrated through the cloud at impact parameter  $b$  is,

$$N_{\text{HI}}(b) = \frac{\pi n_0^2 r_0^4 \alpha_H^{(A)} (1 + 2n_{\text{He}}/n_{\text{H}})}{2\Gamma_{\text{HI}} b^3}. \quad (2)$$

We can solve for  $n_0 r_0^2$  and find the total gas mass within  $b = (100 \text{ kpc})b_{100}$  for a fiducial column density  $N_{\text{HI}} = (10^{14} \text{ cm}^{-2})N_{14}$ ,

$$M_{\text{cl}}(b) = [4\pi n_0 r_0^2 b (1.22m_H)] = (1.6 \times 10^9 M_{\odot}) N_{14}^{1/2} J_{-23}^{1/2} b_{100}^{5/2}, \quad (3)$$

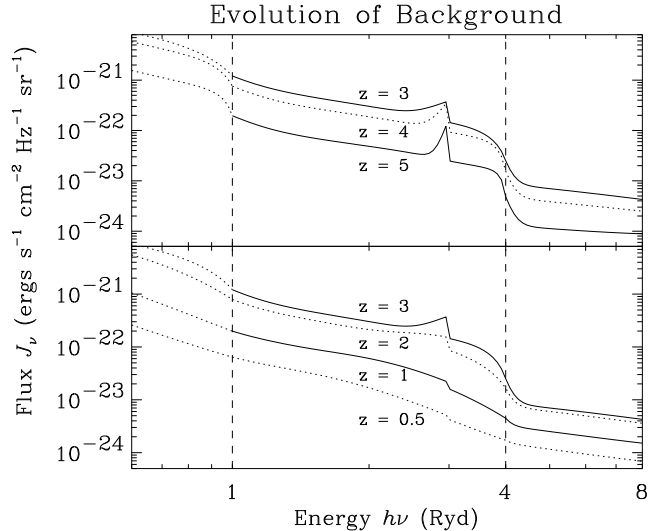


Figure 5: Spectrum,  $J_\nu(z)$ , of ionizing background from redshift  $z = 5 \rightarrow 0.5$  from new opacity and radiative transfer model (Fardal, Giroux, & Shull 1997).

which yields a cloud closure parameter in baryons,

$$\Omega_b \approx \phi_0(b) M_{cl}(b) = (0.008 \pm 0.004) J_{-23}^{1/2} N_{14}^{1/2} b_{100}^{1/2} h_{75}^{-1}. \quad (4)$$

Note that  $\Omega_b$  is insensitive to the scaling parameters:

$$\Omega_b \propto [J_{-23} N_{14} b_{100}]^{1/2} \left[ \frac{T_e}{20,000 \text{ K}} \right]^{0.38} \left[ \frac{4.8}{\alpha_s + 3} \right]^{1/2} h_{75}^{-1}. \quad (5)$$

For the spherical-cloud model, the radiation field, cloud size, and column-density distribution probably each contribute 30–40% to the uncertainty in  $\Omega_b$ , while temperature  $T_e$  and ionizing spectral index  $\alpha_s$  contribute 10%, for an overall uncertainty of 50%. However, as with the high- $z$  forest, the greatest uncertainty in  $\Omega_b$  lies in the cloud geometry and radial profile. These parameters can only be understood by building up statistics through many sightlines, particularly multiple targets that probe the same cloud structures.

We have also increased our understanding of the metagalactic ionizing background radiation and the “Gunn-Peterson” opacities,  $\tau_{\text{HI}}(z)$  and  $\tau_{\text{HeII}}(z)$ . Using a new cosmological radiative transfer code and IGM opacity model, Fardal, Giroux, & Shull (1997) model the ionization fractions of H I and He II in a fluctuating radiation field due to quasars and starburst galaxies. In this work, we have calculated the metagalactic ionizing radiation field,  $J_\nu(z)$ , using QSO and stellar emissivities and including cloud diffuse emission and new (somewhat lower) IGM opacities derived from *Keck* Ly $\alpha$  forest spectra.

Figure 5 illustrates the evolution of  $J_\nu$  from  $z = 5 \rightarrow 0.5$ , peaking at  $z \approx 3$ . At  $z < 2$ , the absorption breaks at 1 and 4 Ryd become much less prominent and  $J_\nu$  drops rapidly. At low redshift ( $z < 0.5$ ),  $J_\nu$  depends both on the local (Seyfert) luminosity function and on the opacity model. David Roberts, Mark Giroux, and I have recalculated these quantities (Shull et al. 1998b) using extrapolated EUV emissivities of low-redshift Seyferts from our IUE-AGN database (Penton & Shull, unpublished) and a new low- $z$  opacity model. We find  $J_0 = (1.1 \pm 0.4) \times 10^{-23}$  ergs cm $^{-2}$  s $^{-1}$  Hz $^{-1}$  sr $^{-1}$  at  $z = 0$ , very close to our adopted scaling parameter,  $J_{-23} = 1$ .

We clearly still have an enormous amount to learn about the nature and distribution of the low-redshift Ly $\alpha$  clouds. It seems likely that future studies may uncover valuable information about their connection to large-scale structure and to the processes of galaxy formation and evolution.

**Acknowledgements.** Our Ly $\alpha$  observations were made with the NASA/ESA *Hubble Space Telescope* supported by grant GO-06586.01-95A through the Space Telescope Science Institute. Theoretical work was supported by NSF grant AST96-17073. My colleagues in observational work include John Stocke and Steve Penton (Colorado), Jacqueline Van Gorkom (Columbia University), and Chris Carilli (NRAO). Theoretical work was done in collaboration with Mark Giroux and Mark Fardal (Colorado) and undergraduate research student David Roberts (Cornell).

## References

- [1] Appenzeller, I., Mandel, H., Krautter, J., Bowyer, S., Hurwitz, M., Grewing, M., Kramer, G., & Kappelman, N. 1995, *ApJ*, 439, L33
- [2] Bahcall, J. N., Januzzi, B. T., Schneider, D. P., Hartig, G. F., Bohlin, R., & Junkkarinen, V. 1991, *ApJ*, 377, L5
- [3] Bahcall, J. N., et al. 1996, *ApJ*, 457, 19
- [4] Bruhweiler, F. C., Boggess, A., Norman, D. J., Grady, C. A., Urry, C. M., & Kondo, Y. 1993, *ApJ*, 409, 199
- [5] Burles, S., & Tytler, D. 1997, *AJ*, submitted
- [6] Dove, J. B., & Shull, J. M. 1994, *ApJ*, 423, 196
- [7] Fardal, M. A., Giroux, M. L., & Shull, J. M. 1997, *AJ*, submitted
- [8] Lanzetta, K. M., Bowen, D. V., Tytler, D., & Webb, J. K. 1995, *ApJ*, 442, 538
- [9] Maloney, P. 1993, *ApJ*, 414, 41
- [10] Morris, S. L., & van den Bergh, S. 1994, *ApJ*, 427, 696
- [11] Morris, S. L., Weymann, R. J., Savage, B. D., & Gilliland, R. L. 1991, *ApJ*, 377, L21
- [12] Morris, S. L., et al. 1995, *ApJ*, 419, 524
- [13] Penton, S., Shull, J. M., & Stocke, J. T. 1998, in preparation
- [14] Stocke, J. T., Shull, J. M., Penton, S., Donahue, M., & Carilli, C. 1995, *ApJ*, 451, 24
- [15] Shull, J. M., Stocke, J. T., & Penton, S. 1996, *AJ*, 111, 72
- [16] Shull, J. M., Penton, S., Stocke, J. T., Giroux, M. L., Van Gorkom, J. H., & Carilli, C. 1998a, *AJ*, in preparation
- [17] Shull, J. M., Roberts, D., Giroux, M. L., Penton, S., & Fardal, M. A. 1998b, *AJ*, in preparation
- [18] Van Gorkom, J. H., Carilli, C. L., Stocke, J. T., Perlman, E. S., & Shull, J. M. 1996, *AJ*, 112, 1397