

M Subdwarf Secondaries: A Test of the Metallicity Scale

JOHN E. GIZIS & I. NEILL REID

Palomar Observatory, 105-24, California Institute of Technology, Pasadena, California 91125,
e-mail: jeg@astro.caltech.edu, inr@astro.caltech.edu**ABSTRACT**

We present spectra of three M subdwarfs which are common proper motion companions to F or G subdwarfs of known metallicity. The assumption that the companions have the same composition allows us to test the Gizis (1997, AJ, 113, 806) M subdwarf classification system and its correspondence to metallicity. The results are in excellent agreement with the Gizis (1997) scale, thereby showing that the Allard & Hauschildt (1995, ApJ, 445, 433) Extended model atmospheres agree well in the 6200 – 7400Å region for cool metal-poor stars. We also show that the results are consistent with the main sequences of globular clusters using the Reid (1997, AJ, 114, 161) distance scale.

1. Introduction

The metal-poor stars of the thick disk and halo provide an invaluable record of Galactic history. The main-sequence FGK subdwarfs have proven to be an important source of information on these populations (e.g., Carney et al. 1994). The much cooler and fainter M subdwarfs offer an important alternative tracer group. Indeed, in addition to the possibility of observing nearby proper motion M subdwarfs, it is now feasible to obtain both photometry for the M subdwarfs in globular clusters with the Hubble Space Telescope (e.g., Santiago, Elson, & Gilmore 1996) and spectra for M dwarfs and M subdwarfs at distances of a few kiloparsecs above the galactic plane with 10-meter class telescopes (Reid et al. 1997). Using these objects as probes of Galactic structure, however, requires a good understanding of their properties in order to derive metallicities and luminosities.

Gizis (1997, hereafter G97) has presented a spectroscopic classification scheme which is based on moderate resolution ($\sim 3\text{\AA}$) spectra covering the wavelength range 6200 – 7400 Å. Quantitative bandstrength indices measuring TiO and CaH features are used to classify stars as M V (ordinary disk stars), sdM (M subdwarfs), and esdM (extreme M subdwarfs). Comparison to the Allard & Hauschildt (1995) synthetic spectra allowed G97 to show that these classes correspond to $[m/H] \sim 0.0$, $[m/H] \sim -1.2 \pm 0.3$, and $[m/H] \sim -2.0 \pm 0.5$ respectively. Comparison of the ($M_V, V - I$) HR diagram shows that HST globular cluster sequences (Santiago, Elson, & Gilmore

1996) and stellar interior calculations with Allard & Hauschildt (1995) model atmospheres (Baraffe et al. 1995) are in agreement with this scale; however, serious systematic errors could in principle affect all of these methods of estimating metallicity.

We present spectra of three M subdwarfs which are companions to hotter subdwarfs of known metallicity. Our aim is to test the metallicities derived from the M subdwarf spectra by comparison with those measured for their better understood primaries. The data are presented in Section 2, the implications for the metallicity scale are discussed in Section 3, and the results are summarized in Section 4.

2. Observations

We observed two systems (G116-009; G176-046) whose low-luminosity components were recently discovered (Martin & Rebolo 1992; Martin, Rebolo, & Zapatero Osorio 1995). We also observed VB 12 (LHS 541), the low luminosity companion to HD 219617 (LHS 540) discovered by van Biesbroeck (1961). All three stars were identified as common proper motion companions to already-known, relatively-bright high proper motion objects. We refer to the low-luminosity component of G 116-009 as G 116-009B and the primary as G 116-009A. CLLA find that G 116-009A has $B - V = 0.86$, corresponding to $T_{eff} = 4750$ K. The case of the G 176-046 system is rather complicated — Martin et al. (1995) note that their object is the fourth member of this system, since Latham et al. (1992) deduce that G 176-046 is a spatially unresolved triple from their high-resolution spectra. We therefore will refer to the low-luminosity companion as G 176-046D and the primary as G 176-046ABC. Latham et al. (1992) find that this “primary” has $B - V = 0.80$ and $T_{eff} = 4860$ K. In fact, this system is a quintuple system, since Ryan (1992) has shown that LP 215-35 is a common proper motion companion at $343''$ separation. This companion has $B - V = 0.86$. VB 12’s primary, HD 219617, is itself a double star with a orbital semi-major axis of $0.80''$ (Heintz 1991). CLLA find $B - V = 0.48$ and $T_{eff} = 5857$ K.

The stars were observed with the Palomar 200-in on UT Date 1 June 1997 using the Double Spectrograph. A dichroic which divided the light at 5500\AA was used. The red camera was used with a 600 l/mm grating, yielding wavelength coverage from 6040 to 7380\AA at $\sim 3\text{\AA}$ resolution. Very few counts were obtained in the blue camera for the M subdwarfs and those data were therefore not used. The setup is similar to that used by Reid, Hawley, & Gizis (1995) and G97. The spectra were wavelength calibrated with neon and argon lamps and flux calibrated with the Gunn & Oke (1983) standards using FIGARO.

The resulting spectra are plotted in Figure 1. We measure bandstrength indices defined in Table 1 as the ratio of flux in the features (W) to flux in the pseudo-continuum regions (S1 and S2). They were originally defined in Reid et al. (1995). Our measurements of the indices as well as photometry from the literature are reported in Table 2. Standards from Marcy & Benitz (1989) were used as templates to determine radial velocities accurate to ± 20 km s⁻¹ for the M subdwarfs.

All are consistent with the more precisely-known primary velocities. The metallicities derived by Carney et al. (1994, hereafter CLLA) for the primaries are also listed in Table 2.

3. The Metallicity Scale

G97 found that the mean $[m/H]$ for the sdM and esdM are -1.2 , with a range of ± 0.3 , and -2.0 , with a range of ± 0.5 , respectively. G97 also argued that stars of $[m/H] \gtrsim -0.6$ are not distinguishable on the basis of their indices from ordinary (near solar metallicity) nearby M dwarfs. The three stars in the present sample have classifications of M1.0 V, sdM0.5, and sdM3.0. We can derive more quantitative metallicity estimates by considering the values of bandstrength indices rather than the shorthand classification. The three stars are compared to the G97 standards in the TiO-CaH diagrams in Figure 2. The two sdM stars G 116-009B and VB 12 lie quite close to separation line between sdM and esdM, implying that they have similar $[m/H]$ near to the lower end of the sdM range, i.e. -1.4 or -1.5 . The indices of G 176-046D indicate that it is substantially more metal-rich than the other stars. Although classified as “M1.0 V”, G 176-046D lies within 0.01 in CaH1 of being classified as “sdM.” This offset is less than the observational error of ± 0.02 . We conclude that this subdwarf lies at the upper range of sdM abundances and at the lower extreme of the high-velocity disk (Intermediate Population II) stars, so $-0.6 < [m/H] \lesssim -0.9$.

These expectations from the analysis of the M subdwarf spectra are confirmed by the CLLA measurements of the primaries. G 116-009A has $[m/H] = -1.46^1$. This system provides the cleanest test, since CLLA’s finding of no radial velocity variations implies the primary is single. HD 219617 has $[m/H] = -1.40$ but is an unresolved binary. It should be noted that Axer, Fuhrmann, & Gehren (1994) derive a significantly higher value of $[Fe/H] = -1.08$, but specifically note that their value is “suspect.” The CLLA values are in good agreement with our M subdwarf estimates for both stars above. Finally, we must consider G 176-046. CLLA derive $[m/H] = -1.07$ but since the “primary” is made up of three stars this value is uncertain. An independent estimate may be obtained from the Ryan (1992) UBV photometry of the distant subdwarf companion LP 215-35. Inspection of Ryan’s Figure 1 shows that LP 215-35 is more metal-rich than $[m/H] = -1$. His photometry of G 176-046ABC implies $[m/H] = -1$, but this may also be affected by its unresolved nature. The M subdwarf calibration, indicating that the system is probably slightly more metal-rich than -1, is more consistent with the LP 215-35 photometry than with the G 176-046ABC data. In any case, we can at least conclude that $[m/H] = -1.07$ measurement is consistent with the position of G 176-046D above the $[m/H] \sim -1.2$ sdM but below the $[m/H] \sim -0.6$ stars.

¹The metallicities for G 116-009A and G 176-46ABC cited in Martin et al. (1995) are those derived by Laird, Carney, & Latham (1988) which are significantly more metal-poor than the more recent estimates given by CLLA. As a result, the comparison of G176-046 and G116-009 to ω Cen made by Martin et al. is no longer appropriate.

The spectroscopic classification can be tested against position in the HR diagram for VB 12². HD 219617 has a Hipparcos trigonometric parallax ($\pi = 12.41 \pm 2.04$ milliarcseconds). VB 12 has $V = 16.46$, $V - I = 2.09$, (Bessell 1990) implying $M_V = 11.93$. These values place it slightly above the extreme subdwarf sequence (Monet et al. 1992; Gizis 1997) as expected from the bandstrength indices.

The current G97 M-subdwarf metallicity scale is in good agreement with the CLLA metallicities although the possibility remains of systematic uncertainties at the ± 0.3 dex level. One potential problem is the elemental abundance ratios used in the Allard & Hauschildt (1995) model atmospheres which form the basis of the G97 calibration. Those atmospheres are computed using scaled solar metallicities. However, Ruan’s (1991) spectroscopic analysis of VB 12 (and HD 219617) indicates that both stars have the expected oxygen- and α -enhancement, and that changing the abundance ratios has a significant effect on the colors. Baraffe et al. (1997) have argued that the appropriate method of comparing stellar interior models (as well as stellar atmosphere models) for the M-subdwarfs is to consider $[m/H] \approx [O/H] = [Fe/H] + [O/Fe] \approx [Fe/H] + 0.35$ for $[Fe/H] \leq -1$. They find that the Monet et al. (1992) esdM are consistent with an average $[m/H] \sim -1.3$ or -1.5 based upon the $(M_V, V - I)$ HR diagram, whereas G97 found $[m/H] \sim -2 \pm 0.5$ for the same stars on the basis of spectroscopy. The discrepancy between the two calibrations is thus at least 0.5 dex.

Since the publication of Gizis’ analysis, Reid (1997a) and Gratton et al (1997) have used main-sequence fitting to re-derive distances to a number of well-known clusters, using nearby F & G subdwarfs with high-precision Hipparcos parallax measurements as local calibrators. The resultant distances are significantly higher for the lowest abundance clusters (such as M92, M15 and NGC 6397). We can compare the re-calibrated cluster color-magnitude diagrams against the $(M_V, (V-I))$ distribution of the local M subdwarfs. In Figure 3, we plot the parallax subdwarfs classified by Gizis (1997). We readjust published globular cluster main sequences to the distances and reddenings used by Reid (1997a, 1997b). We use the clusters NGC 6397 (Cool, Piotto, & King 1996), M15 (Santiago, Elson, & Gilmore 1996), and 47 Tuc (Santiago, Elson, & Gilmore 1996). The metallicities ($[Fe/H]$) for these clusters are -1.82, -2.12, and -0.70 respectively (Carretta & Gratton 1997).³ NGC 6397’s main sequence passes through the esdM sequence. M15 lies at the bottom edge of esdM distribution, although the HST data do not extend very far to the red. As in G97, 47 Tuc lies above the sdM, indicating that they have $[m/H] < -0.7$. Thus, an empirical calibration suggests that the G97 M subdwarf abundance scale is consistent with the globular cluster $[Fe/H]$ scale.

²Neither of the other systems has a reliable trigonometric parallax measurement

³The Baraffe et al. (1997) $[m/H] = -1.3$ and -2 tracks are also plotted. With the new distances, the best fitting model for NGC 6397 is now $[m/H] = -1.3$ rather than -1.5.

4. Summary

We have compared the metallicities estimated directly from spectra of three M subdwarfs to the metallicities derived for their FGK subdwarf companions. We find that the metallicities based on the Gizis (1997) spectroscopic classification system are consistent with the metallicities derived by Carney et al. (1994) from high-resolution spectra. We argue that $[m/H]$ on the G97 scale corresponds to $[m/H] \approx [Fe/H]$.

We thank the Palomar Observatory staff for their capable support. JEG gratefully acknowledges support by Greenstein and Kingsley Fellowships as well as NASA grants GO-06344.01-95A and GO-05913.01-94A. This research has made use of the Simbad database, operated at CDS, Strasbourg, France.

Table 1. Spectroscopic Indices

Band	S1	W	S2
TiO 5	7042-7046	7126-7135	
CaH 1	6345-6355	6380-6390	6410-6420
CaH 2	7042-7046	6814-6846	
CaH 3	7042-7046	6960-6990	

Table 2. Data

Star	V	V-I _C	Source ^a	Sep. (")	TiO5	CaH1	CaH2	CaH3	Sp. Type	[m/H] _p
G 116-009B	18.4	2.0	MR	10.2	0.93	0.83	0.65	0.84	sdM0.5	-1.46
G 176-046D	18.0	2.2	MR	4.7	0.76	0.80	0.63	0.83	M 1.0 V	-1.07
VB 12	16.46	2.09	B	15	0.71	0.60	0.44	0.65	sdM3.0	-1.40

^aPhotometry sources are MR (Martin & Rebolo 1992; Martin et al. 1995) and B (Bessell 1990).

REFERENCES

- Allard, F., and Hauschildt, P.H. 1995, *ApJ*, 445, 433
- Bessell, M.S. 1990, *A&AS*, 83, 357
- Baraffe, I., Chabrier, G., Allard, F., and Hauschildt, P.H. 1995, *ApJ*, 446, L35
- Baraffe, I., Chabrier, G., Allard, F., and Hauschildt, P.H. 1997, *A&A*, in press
- Carney, B.W., Latham, D.W., Laird, J.B., and Aguilar, L.A. 1994, *AJ*, 107, 2240 (CLLA)
- Carretta, E., and Gratton, R.G. 1997, *A&AS*, 121, 95
- Cool, A.M., Piotto, G., King, I.R. 1996, *ApJ*, 468, 655
- Gizis, J.E. 1997, *AJ*, 113, 806 (G97)
- Gratton, R.G., Fusi Pecci, F., Carretta, E., Clementini, G., Corsi, C.E., and Lattanzi, M. 1997, *ApJ*, in press
- Gunn, J.E., and Oke, J.B. 1983, *ApJ*, 266, 723
- Heintz, W.D. 1991, *A&AS*, 90, 311
- Latham, D.W., Mazeh, T., Stefanik, R.P., Davis, R.J., Carney, B.W., Krymolowski, Y., Laird, J.B., Torres, G., and Morse, J.A. 1992, *AJ*, 104, 774
- Laird, J.B., Carney, B.W., and Latham, D.W. 1988, *AJ*, 95, 1843
- Marcy, G.W., and Benitz, K.J. 1989, *ApJ*, 344, 441
- Martin, E.L., and Rebolo, R. 1992, *Complementary Approaches to Double and Multiple Star Research*, IAU Colloquium 135, eds. Harold A. McAlister and William I. Haprtkopf, ASP Conference Series Vol. 32, p. 336
- Martin, E.L., Rebolo, R., Zapatero Osorio, M.R. 1995, *The Bottom of the Main Sequence – and Beyond*, ed. C.G. Tinney (Springer, Berlin), p. 253
- Monet, D.G., Dahn, C.C., Vrba, F.J., Harris, H.C., Pier, J.R., Luginbuhl, C.B., and Ables, H.D. 1992, *AJ*, 103, 638
- Reid, I.N. 1997a, *AJ*, 114, 161
- Reid, I.N. 1997b, *AJ*, submitted
- Reid, I.N., Gizis, J.E., Cohen, J., Pahre, M., Hogg, D., Cowie, L., Hu, E., and Songaila, A. 1997, *PASP*, 109, 559

Reid, I.N., Hawley, S.L., and Gizis, J.E. 1995, *AJ*, 110, 1838

Ruan, K. 1991, Ph.D. Thesis, The Australian National Observatory

Ryan, S.G. 1992, *AJ*, 104, 1144

Santiago, B.X., Elson, R.A.W., and Gilmore, G.F. 1996, *MNRAS*, 281, 1363

Van Briesbroeck, G. 1961, *AJ*, 66, 528

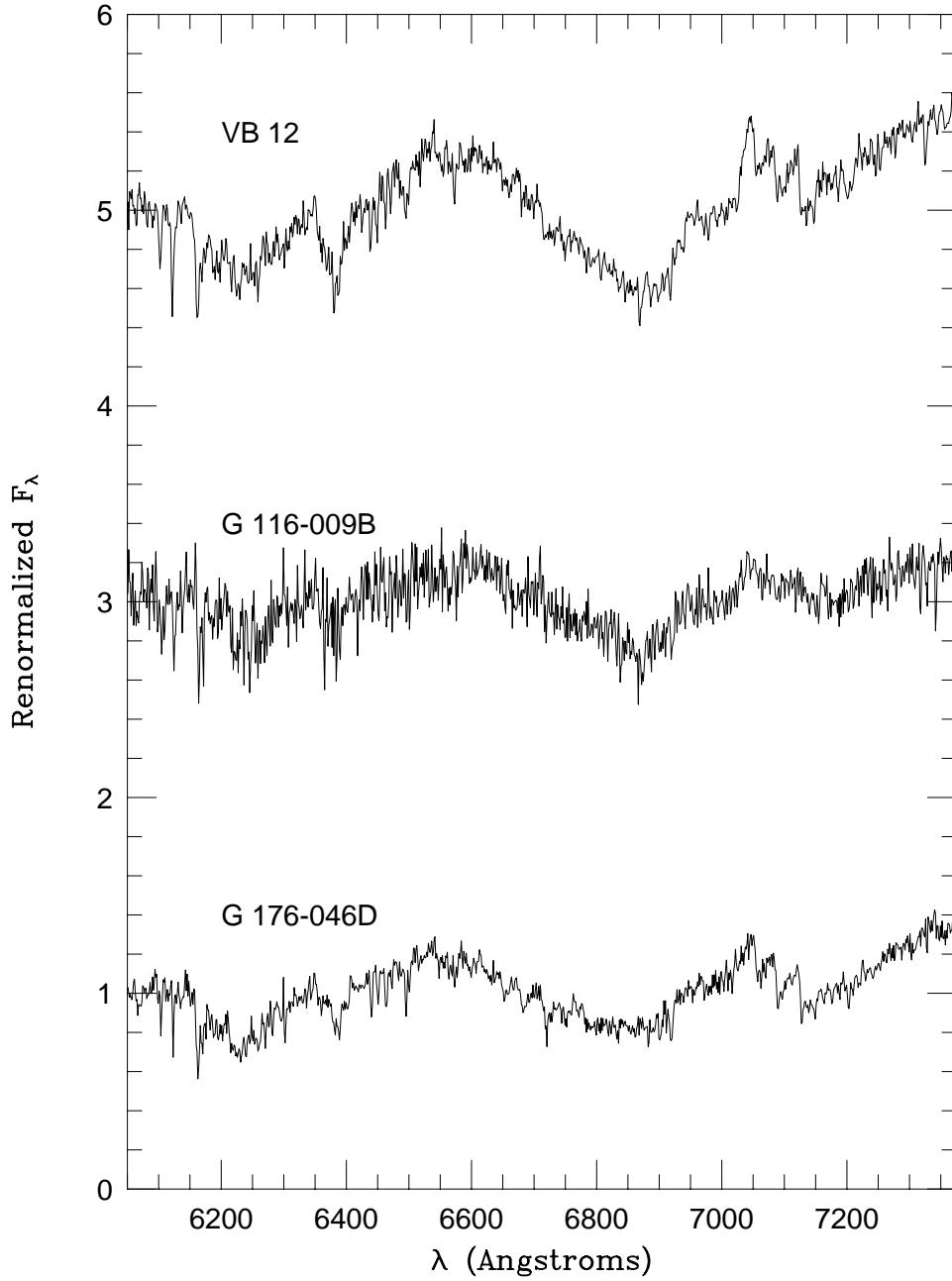


Fig. 1.— Spectra of the three metal-poor M subdwarf companions. The spectra have been renormalized by a mean value of 1. G116-009B and VB 12 respectively have been displaced upwards by 2 and 4 respectively.

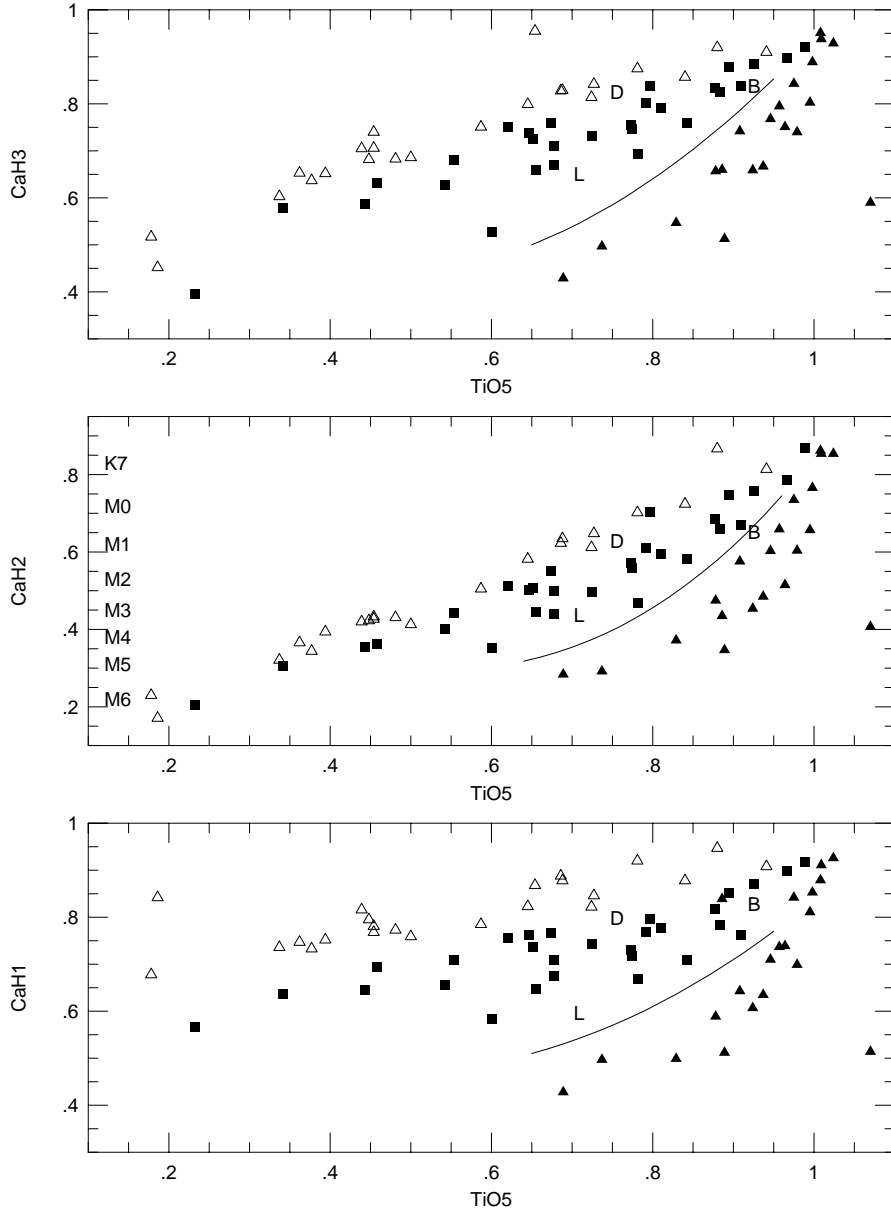


Fig. 2.— The TiO and CaH indices of the three low-luminosity companions (solid circles) are plotted with the Gizis (1997) values for high velocity M V (open triangles), sdM (solid squares), and esdM (solid triangles). The solid curves show the approximate boundary between sdM and esdM. LHS 541, G 116-009B, and G 176-046D are plotted as L, B, and D respectively. G176-046D lies close to the M V/sdM boundary. The sdM G 116-009B and VB 12 lie just above the esdM sequences.

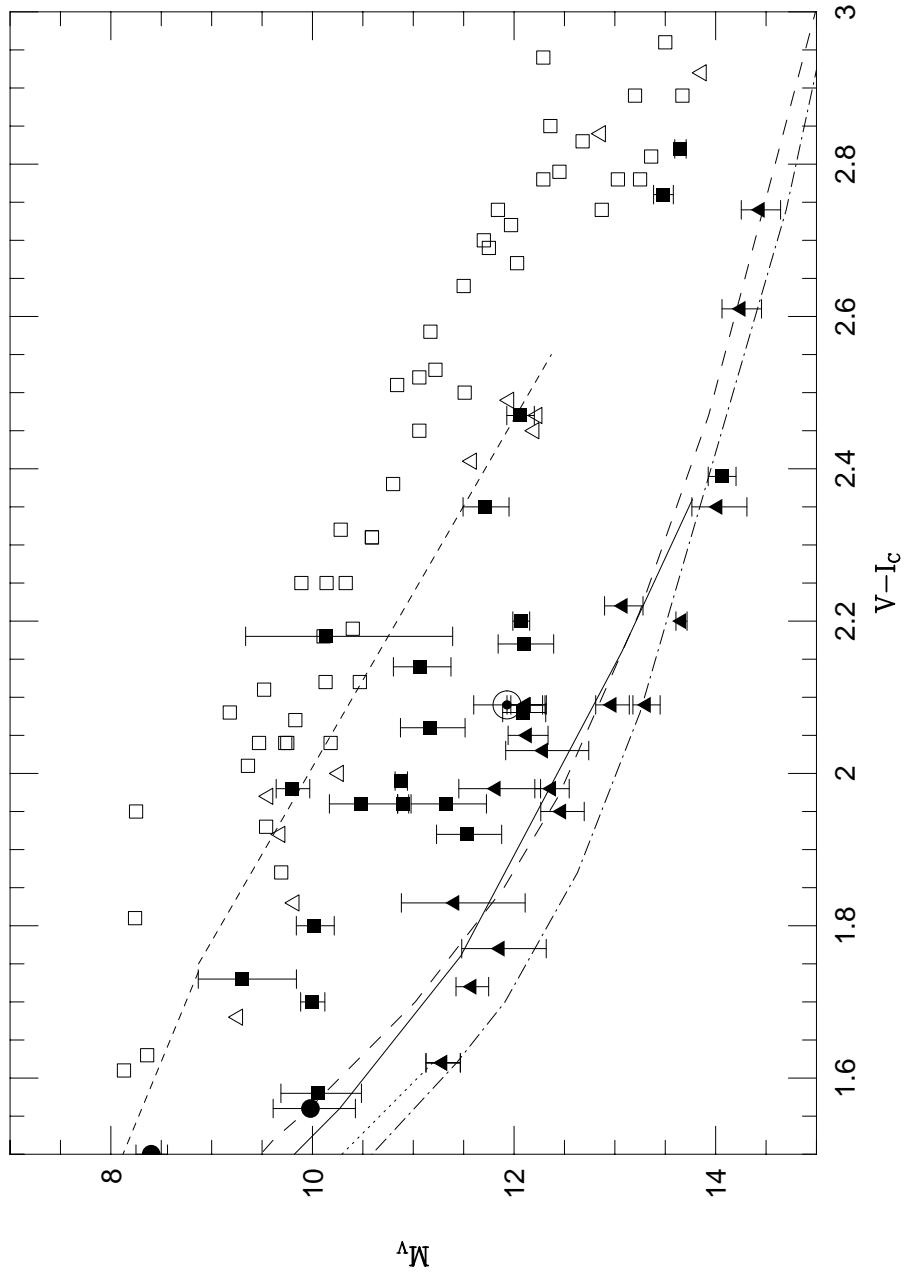


Fig. 3.— The HR Diagram of very low mass stars. Shown are the esdM (solid triangles), sdM (solid squares), high velocity M V (open triangles), and single nearby disk M V stars (open squares). VB 12 is the circled point at $M_V = 11.93, V - I = 2.09$. Also shown are the main sequences of three globular clusters: NGC 6397 (solid line, $[Fe/H] = -1.82$), M15 (dotted line, $[Fe/H] = -2.12$), and 47 Tuc (short dashed line, $[Fe/H] = -0.70$). The globular cluster main sequences use the Hipparcos-based distances of Reid (1997a,1997b). The recent model calculations of Baraffe et al. for $[m/H] = -2$ and -1.3 are plotted as long-dashed and dotted and as long-dashed lines respectively. The -1.3 model is in good agreement with NGC 6397.