

Discovery of Interstellar Hydrogen Fluoride*

David A. Neufeld¹, Jonas Zmuidzinas², Peter Schilke³ and Thomas G. Phillips²

¹Department of Physics & Astronomy, The Johns Hopkins University, 3400 North Charles Street, Baltimore, MD 21218

²Division of Mathematics, Physics, & Astronomy, 320-47, California Institute of Technology, Pasadena, CA 91125

³Max-Planck Institute for Radio Astronomy, Auf dem Hügel 69, D-53121, Bonn, Germany

* Based on observations with ISO, an ESA project with instruments funded by ESA Member States (especially the PI countries: France, Germany, the Netherlands and the United Kingdom) with the participation of ISAS and NASA.

Subject headings: abundances – ISM: molecules – infrared: lines – ISM: individual (Sagittarius B2) – molecular processes

ABSTRACT

We report the first detection of interstellar hydrogen fluoride. Using the Long Wavelength Spectrometer (LWS) of the Infrared Space Observatory (ISO), we have detected the $121.6973 \mu\text{m}$ $J = 2 - 1$ line of HF in absorption toward the far-infrared continuum source Sagittarius B2. The detection is statistically significant at the 13σ level. On the basis of our model for the excitation of HF in Sgr B2, the observed line equivalent width of 1.0 nm implies a hydrogen fluoride abundance of $\sim 3 \times 10^{-10}$ relative to H_2 . If the elemental abundance of fluorine in Sgr B2 is the same as that in the solar system, then HF accounts for $\sim 2\%$ of the total number of fluorine nuclei. We expect hydrogen fluoride to be the dominant reservoir of gas-phase fluorine in Sgr B2, because it is formed rapidly in exothermic reactions of atomic fluorine with either water or molecular hydrogen; thus the measured HF abundance suggests a substantial

depletion of fluorine onto dust grains. Similar conclusions regarding depletion have previously been reached for the case of chlorine in dense interstellar clouds. We also find evidence at a lower level of statistical significance ($\sim 5\sigma$) for an emission feature at the expected position of the $4_{32} - 4_{23}$ $121.7219\ \mu\text{m}$ line of water. The emission line equivalent width of $0.5\ \text{nm}$ for the water feature is consistent with the water abundance of 5×10^{-6} relative to H_2 that has been inferred previously from observations of the hot core of Sgr B2.

1. Introduction

Molecules are a ubiquitous component of the dense interstellar medium. To date, about one hundred distinct species have been detected in the interstellar gas (Ohishi 1997); they range from simple diatomic molecules to complex species containing as many as thirteen atoms. The wide variety of interstellar molecules demonstrates the thermodynamic tendency of most elements to form molecules under the conditions present in the dense interstellar medium. Although most of the interstellar molecules that have been detected previously contain elements¹ of cosmic abundance greater than 10^{-5} , a few molecules containing elements of lower abundance have also been detected. For example, chlorine, with a solar system abundance of only 2×10^{-7} relative to hydrogen (Anders & Grevesse 1989), was detected more than a decade ago in the form of hydrogen chloride (Blake, Keene & Phillips 1985).

Recent estimates (Neufeld & Green 1994; Schilke, Phillips & Wang 1995; Zmuidzinas et al. 1995a) of the HCl abundances implied by observations of the HCl $J = 1 - 0$ line toward Sgr B2 (Zmuidzinas et al. 1995a) and the Orion Molecular Cloud 1 (Blake et al. 1985; Schilke et al. 1995) have yielded results for $n(\text{HCl})/n(\text{H}_2)$ in the range $0.3 - 2 \times 10^{-9}$. If the elemental abundance of chlorine in these sources is the same as that in the solar system, then HCl accounts for only $0.1 - 0.7\%$ of the total number of chlorine nuclei. Theoretical models for the chemistry of chlorine-bearing molecules (Schilke et al. 1995) predict that HCl will account for $\sim 30\%$ of gas-phase chlorine. Thus the observed abundance of HCl can only be understood if the chlorine depletion in the dense ISM is large. The required depletion factors of $\gtrsim 10^2$ greatly exceed the values inferred for the *diffuse* ISM from UV absorption line studies (e.g. Harris, Gry, & Bromage 1984).

Prior to the observations reported in this Letter, HCl was the only known *interstellar*

¹viz. hydrogen, oxygen, carbon, nitrogen, sulphur and silicon

molecule containing a halogen element². Motivated by the earlier observations of HCl, by the fact that the solar system abundance of fluorine lies only a factor of 6 below that of chlorine (Anders & Grevesse 1989), and by the large H–F bond strength which suggests that hydrogen fluoride is likely to be a major reservoir of gas-phase fluorine, we have undertaken a search for interstellar hydrogen fluoride toward the strong far-infrared continuum source Sgr B2. Such a search would provide a unique probe of the chemistry of interstellar fluorine and of the fluorine depletion in the dense interstellar medium. Because of its large rotational constant – the largest of any diatomic molecule other than molecular hydrogen or HeH⁺ – HF possesses a rotational spectrum that lies entirely shortward of the atmospheric windows within which most molecules show a rotational spectrum. Observations of HF rotational transitions are therefore possible only from airplane or space-based observatories. We have made use of the Long Wavelength Spectrometer (LWS; Clegg et al. 1996) on board the Infrared Space Observatory (ISO; Kessler et al. 1996) to search for hydrogen fluoride. The $J = 1 - 0$ transition of HF lies longward of the wavelength range to which the photoconductive detectors used in LWS are sensitive, so we have carried out observations of the $J = 2 - 1$ line at 121.6973 μm . These observations are described in §2 below. Our results are presented in §3, and discussed in §4. The detection of hydrogen fluoride reported here marks the first discovery of an *interstellar* molecule containing the element fluorine and the first time that a new astrophysical molecule has been identified by means of observations in the far-infrared (30 – 300 μm) spectral region.

2. Observations and data reduction

Using the LWS of ISO in Fabry-Perot mode at a resolving power $\lambda/\Delta\lambda$ of 9600, we observed the $J = 2 - 1$ line of HF toward the source Sgr B2 on 1997 March 28th. The rest frequency of the line is $2\,463\,428.11 \pm 0.21$ MHz (Nolt et al. 1987), corresponding to a vacuum wavelength of 121.6973 μm . Unlike HCl, HF shows no electric quadrupole hyperfine structure, and the magnetic hyperfine splitting is far smaller than the intrinsic width of any astrophysical absorption line. The ISO beam, of approximate diameter 70" FWHM, was centered midway between Sgr B2(M) and Sgr B2(N), at coordinates $\alpha = 17\text{h } 47\text{m } 20.0\text{s}$, $\delta = -28^\circ 22' 41.3''$ (J2000). The observation, which covered the wavelength range 121.63 – 121.80 μm , was carried out in fast scanning mode with 8 spectral samples per resolution element. The total integration time was 2549 seconds.

²Note, however, that NaCl, KCl, AlCl, and AlF have been detected in the circumstellar envelope of IRC+10216 (Cernicharo & Guélin 1987; Ziurys, Apponi & Phillips 1994), and that HF lines have been widely observed in the spectra of cool stars (e.g. Jorissen, Smith & Lambert 1992).

The initial data reduction was carried out with version 6.1 of the ISO pipeline software. The ISAP software package was then used to remove bad data points, to co-add the individual spectral scans, and to derive estimates of the likely statistical error for each flux measurement from the variance of the individual scans. The resultant spectrum showed a continuum flux level that varied by $\sim 13\%$ over the narrow wavelength range covered. This behavior, which has been widely observed in LWS Fabry-Perot spectra, is caused by the grating that is used as an order sorter for the Fabry-Perot etalon. Due to errors in the grating setting, the grating wavelength is sometimes offset slightly from the central wavelength of the Fabry-Perot scan, thereby superimposing an asymmetric envelope on the measured spectrum and compromising the absolute flux calibration. That envelope was fit with a second order polynomial, and the absolute flux calibration was obtained from a spectrum taken in the grating mode of LWS immediately after the Fabry-Perot scan.

3. Results

Figure 1 shows the LWS spectrum observed toward Sgr B2, normalized with respect to the measured continuum flux of 4.8×10^4 Jy. We used a χ^2 analysis to fit the observed spectrum and assess the statistical significance of lines that we detected. Our analysis makes the implicit assumption that the errors in the fluxes measured at each spectral point are Gaussian and independent. We approximated the spectral response function of the Fabry-Perot instrument as a Lorentzian with a width corresponding to the nominal resolving power $\lambda/\Delta\lambda$ of 9600 (Trams, Clegg & Swinyard 1996); and we assumed that the astrophysical absorption feature was narrow compared to the instrumental profile, as suggested by the intrinsic line widths measured for HCl (Zmuidzinas et al. 1995a).

Fitting a single absorption feature to the spectrum, and with a quadratic fit to continuum as described in §2 above, we obtained an absorption line equivalent width of 1.0 nm and a central LSR velocity of 67 km s^{-1} for the $121.6973 \mu\text{m}$ HF line. The measured LSR velocity is in excellent agreement with the centroid velocity observed by Zmuidzinas et al. (1995a) for the HCl $J = 1 - 0$ line in Sgr B2. Our detection of an absorption feature is statistically significant at the 13σ level.

In addition to the absorption feature that we attribute to HF, we find evidence at a lower level of statistical significance ($\sim 5\sigma$) for an emission feature near the expected position (for $v_{\text{LSR}} = 67 \text{ km s}^{-1}$) of the $4_{32} - 4_{23}$ line of water, which has a rest wavelength of $121.7219 \mu\text{m}$ (Toth 1991). The emission line equivalent width is 0.5 nm. With the water emission line included in the fit, the reduced χ^2 is 0.98 (with 108 degrees of freedom).

4. Discussion

Our identification of the absorption feature in Figure 1 with HF $J = 2 - 1$ is based upon (1) the excellent agreement of the observed line position with the expected position of the HF line; and (2) the absence of any other astrophysically plausible candidate in available line catalogues. Notwithstanding these considerations, the detection of additional HF lines would be desirable as a confirmation of this identification. Unfortunately, according to the excitation model discussed below, we do not expect absorption lines higher than $J = 2 - 1$ to be strong enough to be detected by the ISO spectrometers. Furthermore, the $J = 1 - 0$ transition near $243.2 \mu\text{m}$ lies longward of the spectral region that is observable with the photoconductive detectors used in LWS. Fortunately, the Earth’s atmosphere permits observations of HF $J = 1 - 0$ from airplane altitude: that line, with a large predicted equivalent width $\sim 18 \text{ nm}$, will therefore be a prime target for observations with instrumentation for longer wavelengths that has been proposed for the Stratospheric Observatory of Infrared Astronomy (SOFIA). Observations of HF $J = 1 - 0$ will also be possible with instrumentation proposed for the Far Infrared and Submillimetre Telescope (FIRST).

In deriving a hydrogen fluoride abundance from the observed equivalent width of the $J = 2 - 1$ line, we have made use of an excitation model to determine the fractional level populations as a function of position within the source. Our model is essentially identical to that used by Zmuidzinas et al. (1995a) to model the excitation of HCl in Sgr B2. The temperature and H_2 density in the source are assumed to vary with the radial coordinate $r = r_{\text{pc}} \text{ pc}$ according to

$$T = 40 r_{\text{pc}}^{-1/2} \text{ K},$$

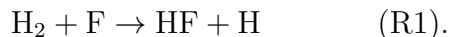
$$n(\text{H}_2)/\text{cm}^{-3} = 8.6 \times 10^4 r_{\text{pc}}^{-2} + 2.2 \times 10^3.$$

For an assumed dust opacity that varies with wavelength as $\lambda^{-1.5}$, these temperature and density profiles yield a predicted dust continuum spectrum that is in excellent agreement with the observations. Because of the large dipole moment (1.826 Debye; Muentzer 1972) and large rotational constant (20.54 cm^{-1}) of the HF molecule, the critical density at which collisional processes become important in the excitation of HF $J = 1$ is very much larger ($\sim 10^9 \text{ cm}^{-3}$) than the density of the gas ($n[\text{H}_2] \sim 10^5 \text{ cm}^{-3}$) that we sampled in our observations of Sgr B2. Thus the excitation of HF is dominated by the effects of radiative pumping by dust continuum radiation. The radiative transfer was treated using the method of accelerated lambda iteration (Rybicki & Hummer 1991), and the line equivalent width obtained as a function of the HF abundance. In the absence of available collisional data for HF, we adopted as the rate coefficients for collisional de-excitation those computed previously for the de-excitation of HCl by He (Neufeld & Green 1994);

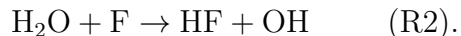
fortunately, because radiative pumping dominates the excitation of HF in Sgr B2, our results are almost entirely independent of the assumed collisional rate coefficients. On the basis of this model, we found that the observed equivalent width of 1.0 nm corresponds to an abundance $n(\text{HF})/n(\text{H}_2) \sim 3 \times 10^{-10}$. The predicted equivalent width shows a nearly linear dependence on the assumed HF abundance (equivalent width \propto abundance^{0.85}) for abundances in the range $1 - 6 \times 10^{-10}$. Figure 2 shows the fractional level populations in $J = 0, 1, 2$ and 3 as a function of radial coordinate for a hydrogen fluoride abundance of 3×10^{-10} . Observations of the $J = 2 - 1$ absorption line sample the region exterior to an effective photosphere at $r_{\text{pc}} \sim 0.6$.

We also modeled the excitation of the $\text{H}_2\text{O } 4_{32} - 4_{23}$ line that is evident in the spectrum at a lower level of statistical significance. For the case of water, an excitation model had previously been developed to account for the observed strengths (Zmuidzinas 1995b; Gensheimer, Mauersberger & Wilson 1996) of the $4_{14} - 3_{21}$ and $3_{13} - 2_{02}$ emission lines of H_2^{18}O and the $1_{10} - 1_{01}$ absorption line of H_2^{18}O toward Sgr B2. The temperature and H_2 density profiles assumed in that model were identical to those adopted for the HF and HCl excitation models. To fit the measured fluxes of all three lines, a variable water abundance must be assumed, with a smaller water abundance $n(\text{H}_2^{16}\text{O})/n(\text{H}_2) = 3.3 \times 10^{-7}$ in the cooler outer parts of the source ($T < 90$ K; $r_{\text{pc}} > 0.2$), and a larger water abundance of 5×10^{-6} in the warmer inner regions (i.e. the “hot core” with $T \geq 90$ K; $r_{\text{pc}} < 0.2$). A variation in the water abundance of this nature could be explained by the vaporization of water ice from grain mantles in the warmer parts of the source. Water abundances $\gtrsim 10^{-5}$ have previously inferred from observations of H_2^{18}O and H_2^{16}O in other warm dense molecular regions (Jacq et al. 1988; Cernicharo et al. 1994; Gensheimer et al. 1996; van Dishoeck & Helmich 1996). Without the adjustment of any model parameter, our excitation model for water predicts that the $4_{32} - 4_{23}$ line of H_2^{16}O – which is excited primarily within the hot core where the assumed water abundance is 5×10^{-6} – will be an emission line with an equivalent width of 0.4 nm, in good agreement with the observations.

To interpret our detection of HF, we have constructed a simple model for the steady-state chemistry of interstellar fluorine. Fluorine is qualitatively different in at least one important respect from all the other elements³ of which hydrides have been detected in the interstellar medium: atomic fluorine reacts exothermically with H_2 via the reaction



Fluorine also undergoes an exothermic reaction with water:



³viz. oxygen, carbon, nitrogen, sulphur, silicon and chlorine

Both reactions have been well-studied in the laboratory, although only at temperatures greater than 200 K. For reaction (R1), measurements by three independent groups have yielded results for the rate coefficient at 298 K in the narrow range $2.3 - 3.0 \times 10^{-11} \text{cm}^3 \text{s}^{-1}$ (Wurzberg & Houston 1980; Heidner et al. 1980; Stevens, Brune, & Anderson 1989). The temperature dependence of the measured rate coefficient implied the presence of a relatively small activation energy barrier that was variously estimated as $E_a/k = 595 \pm 50$, 433 ± 50 and 470 ± 30 K in these three studies. We adopted Atkinson et al.’s (1992) review value of $k_{\text{H}_2} = 1.4 \times 10^{-10} \exp(-500 \text{ K}/T) \text{cm}^3 \text{s}^{-1}$ for the rate coefficient for (R1). For reaction (R2), Stevens et al. (1989) obtained a rate coefficient $k_{\text{H}_2\text{O}} = (1.6 \pm 0.3) \times 10^{-11} \text{cm}^3 \text{s}^{-1}$ with no detectable variation over the temperature range 240–373 K; the implied limit on any activation energy barrier was (-28 ± 42) K. For a water abundance of 3.3×10^{-7} , these rate coefficients imply that reaction (R1) dominates the formation of HF at temperatures $\gtrsim 30$ K. At the H_2 densities present in Sgr B2, both reactions are expected to dominate ion-neutral reaction networks as a source of HF.

Once formed, HF is destroyed only very slowly. HF is more strongly bound than any of the species CF, CH, OF, OH, NF, NH, SF, SH, SF^+ , SiF, SiH, or SiF^+ : thus reactions of HF with C, O, N, S, S^+ , Si, and Si^+ are all endothermic. HF has a smaller proton affinity than H_2O , CO or N_2 : thus reactions with H_3O^+ , HCO^+ , and N_2H^+ are likewise endothermic. Destruction of HF takes place slowly by means of cosmic ray induced photodissociation and as a result of reactions with species of low abundance such as CH, He^+ , H_3^+ , and C^+ .

Considering these formation and destruction processes for hydrogen fluoride, we find that over a wide range of densities and temperatures, including those probed by our observations of HF $J = 2 - 1$ in Sgr B2, HF accounts for more than 99% of all fluorine nuclei in the gas-phase. In comparison with the ion-neutral reaction routes responsible for the formation of other interstellar hydrides, the neutral-neutral reactions (R1) and (R2) are extremely effective in producing HF. Given (1) our theoretical expectation that HF is the dominant reservoir of gas phase fluorine along the line-of-sight to Sgr B2, (2) the assumption that the elemental abundance of F is the same as that measured in the solar system (3×10^{-8} relative to H; Anders & Grevesse 1989), and (3) the observed HF abundance of $\sim 3 \times 10^{-10}$ relative to H_2 , we conclude that a depletion factor ~ 50 results from the depletion of fluorine onto dust grains in Sgr B2. This is somewhat smaller than the depletion factors inferred by Zmuidzinas et al. (1995a) and Schilke et al. (1995) for chlorine in Sgr B2 and in OMC-1.

We gratefully acknowledge the outstanding support provided by the Infrared Processing and Analysis Center and particularly by Steven Lord. The work of D.A.N. was supported by NASA grant NAGW-3147 from the Long Term Space Astrophysics Research Program and

by NASA grant NAGW-3183. J.Z. acknowledges support from NASA contract NAG2-744 and T.G.P. from NSF contract AST 96-15025.

References

- Anders, E. & Grevesse, N. 1989, *Geochim. Cosmochim. Acta*, 53, 197
- Atkinson, R., Baulch, D.L., Cox, R.A., Hampson, R.F. Jr., Kerr, J.A., & Troe, J. 1992, *J. Phys. & Chem. Ref. Data*, 21, 1125
- Blake, G.A., Keene, J., & Phillips, T.G. 1985, *ApJ*, 295, 501
- Cernicharo, J., & Guélin, M. 1987, *A&A*, 183, L10
- Cernicharo, J., González-Alfonso, E., Alcolea, J., Bachiller, R., & John, D. 1994, *ApJ*, 432, L59.
- Clegg, P.E., et al. 1996, *A&A*, 315, L38
- Gensheimer, P.D., Mauersberger, R., & Wilson, T.L. 1996, *A&A*, 314, 281
- Harris, A. W., Gry, C., & Bromage, G. E. 1984, *ApJ*, 284, 157
- Heidner, R.F. III, Bott, J.F., Gardner, C.E., & Melzer, J.E. 1980, *J. Chem. Phys.*, 72, 4815
- Jacq, T., Henkel, C., Walmsley, C.M., Jewell, P.R., & Baudry, A. 1988, *A&A*, 199, L5
- Jorissen, A., Smith, V.V., & Lambert, D.L. 1992, *A&A*, 261, 164
- Kessler M.F., et al. 1996, *A&A*, 315, L27
- Muenter, J.S. 1972, *J. Chem. Phys.*, 56, 5409
- Neufeld, D.A., & Green, S. 1994, *ApJ*, 432, 158
- Nolt, I.G., et al. 1987, *J. Molec. Spectrosc.*, 125, 274
- Ohishi, M. 1997, in IAU Symposium 178, *Molecules in Astrophysics: Probes and Processes*, ed. E.F. van Dishoeck (Dordrecht: Kluwer), p. 61
- Rybicki, G.B., & Hummer, D.G. 1991, *A &A*, 245, 171
- Schilke, P., Phillips, T.G., & Wang, N. 1995, *ApJ*, 441, 334
- Stevens, P.S., Brune, W.H., & Anderson, J.G. 1989, *J. Phys. Chem.*, 93, 4068
- Trams, N.R., Clegg, P.E. & Swinyard B.M. 1996, *Addendum to the LWS Observers Manual*, Version 1.0, SAI/96-166/Dc (5 August 1996) (http://isowww.estec.esa.nl/manuals/LWS_add/lws_add2.html)
- Toth, R.A. 1991, *J. Opt. Soc. Am.*, 8, 2236
- van Dishoeck, E.F., & Helmich, F.P. 1996, *A&A*, 315, L177

Wurzberg, E., & Houston, P.L. 1980, *J. Chem. Phys.*, 72, 4811

Ziurys, L.M., Apponi, A.J., & Phillips, T.G. 1994, *ApJ*, 433, 729

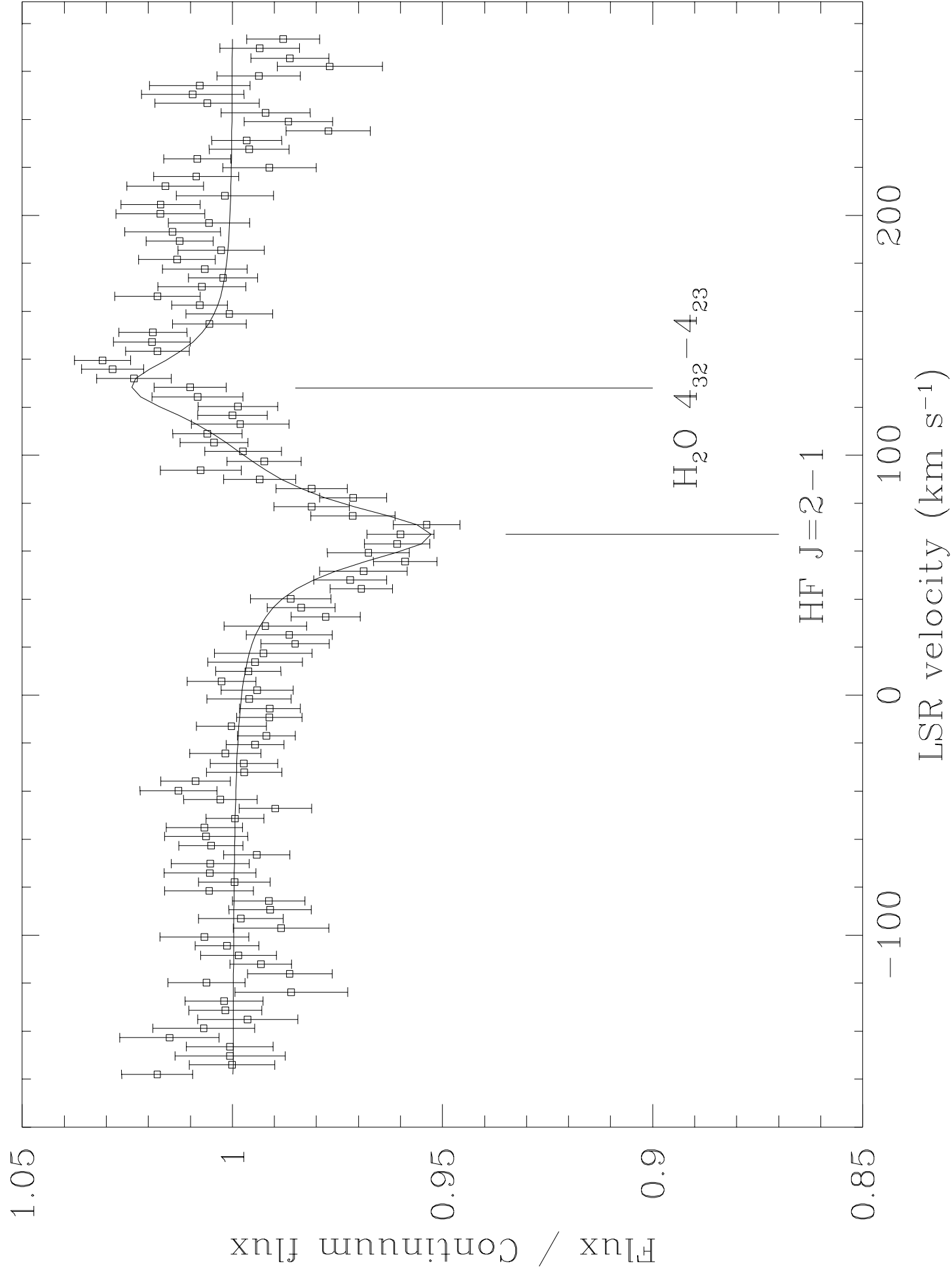
Zmuidzinas, J., Blake, G.A., Carlstrom, J., Keene, J., & Miller, D. 1995a, *ApJ*, 447, L125

Zmuidzinas, J., Blake, G.A., Carlstrom, J., Keene, J., Miller, D., Schilke, P., and Ugras, N.G.
1995b, in *Proceedings of the Airborne Astronomy Symposium on the Galactic Ecosystem:
From Gas to Stars to Dust*, ed. M.R. Haas, J.A. Davidson & E.F. Erickson (San Francisco:
ASP), p. 33

Figure Captions

Fig. 1 – ISO LWS Fabry-Perot spectrum of the HF $J = 2 - 1$ line toward Sgr B2. The ISO beam, of approximate diameter $70''$ FWHM, was centered midway between Sgr B2(M) and Sgr B2(N), at coordinates $\alpha = 17\text{h } 47\text{m } 20.0\text{s}$, $\delta = -28^\circ 22' 41.3''$ (J2000). The flux has been normalized relative to the continuum flux of 4.8×10^4 Jy. The LSR velocity plotted on the horizontal axis applies to the HF $J = 2 - 1$ line at $121.6973 \mu\text{m}$ (rest wavelength). The solid line shows the fit obtained from the fitting procedure described in the text. The location of the $\text{H}_2^{16}\text{O } 4_{32} - 4_{23}$ line in that fit is shown for the case $v_{\text{LSR}} = 67 \text{ km s}^{-1}$.

Fig. 2 – Fractional level populations for rotational states of HF, as a function of radius, obtained using the excitation model described in the text.



Sgr B2 Model HF Level Populations

