

Probing ISM Models with $H\alpha$ observations

ANDREA FERRARA ¹

¹ Osservatorio Astrofisico di Arcetri, Largo. E. Fermi 5, Firenze, Italy, 50125
ferrara@arcetri.astro.it

Abstract

I review the capabilities of $H\alpha$ observations to constrain some aspects of the current models of the interstellar medium. In particular, it is shown that turbulence is a necessary ingredient of any viable model, since most of the energy produced by supernova explosions and ionizing radiation is stored in kinetic form in the ISM. Various forms of turbulent energy dissipation, including cloud collisions, are analyzed. Two additional aspects, concerning the existence of galactic fountains and their relation with High Velocity Clouds, and the extended ionized layer of spiral galaxies are discussed; some crucial experiments are suggested.

Keywords: interstellar medium – turbulence

1 Relevance of $H\alpha$ observations for the ISM

In spite of the impressive observational and theoretical advances occurred in the last decade, there are still a number of important issues concerning the structure and evolution of the Galactic interstellar medium (ISM) which require more study. Among these, three particularly relevant issues are discussed below. First, one would like to know to which extent the energy budget of the ISM is regulated by turbulence. Energy in this form is certainly supplied to the gas by the concurrent action of supernova explosions, winds from massive stars and HII regions. However, it is a difficult problem to ascertain the relative power of these sources and the total amount of energy compared to the one stored in different forms (i.e. thermal, radiative, magnetic and cosmic ray energy). Next, we understand that the disk of the Milky Way is not a close system but it is connected to the Galactic halo by different forms of energy transfer involving mass entrainment (particularly hot gas but also cold gas and dust) and photons leaking from the production regions. It is therefore important, both for energetic and evolutionary (chemical and dynamical) considerations to assess the relevance of these disk/halo interactions, which, in brief, are often referred to as the Galactic Fountain. Finally, after more than 10 years from its firm discovery, the mystery of the existence of a vertically extended, ionized gas distribution, the so-called "Reynolds layer" has not yet been dispelled. The aim of this work is to show how $H\alpha$ observations can help us in making progresses in each of these areas.

2 Turbulent Models of the ISM

Massive stars are probably the most important energy sources for the ISM. They inject power both in radiative (with ionizing photons creating HII regions) and mechanical (supernova explosions)

form. The rate of *kinetic* energy density deposited via photoionization is

$$W_u^{(k)} = \alpha^{(2)} \langle n_e^2 \rangle \bar{E}_2 \sim 1.9 \times 10^{-25} \left(\frac{\langle n_e^2 \rangle}{0.1 \text{ cm}^{-6}} \right) \text{ ergs cm}^{-3} \text{ s}^{-1}; \quad (1)$$

the analogous quantity for a supernova explosion is

$$W_s^{(k)} \sim 2.2 \times 10^{-25} \left(\frac{\gamma}{0.04 \text{ yr}^{-1}} \right) \left(\frac{V_G}{78 \text{ kpc}^3} \right)^{-1} \text{ ergs cm}^{-3} \text{ s}^{-1}, \quad (2)$$

where γ is the total (both Type I and II) supernova rate and V_G is the volume of the Galaxy. Assuming an efficiency of kinetic energy conversion into the ISM $\eta_u \sim 1\%$ and $\eta_s \sim 3\%$ for radiative and mechanical input, respectively, we find the total rate per unit volume at which energy available for motions in the ISM is produced: $W_i^{(k)} = \eta_u W_u^{(k)} + \eta_s W_s^{(k)} \sim 8 \times 10^{-27} \text{ ergs cm}^{-3} \text{ s}^{-1}$. Kinetic energy is mostly dissipated by cloud collisions at a rate

$$W_c^{(k)} \sim 2.2 \times 10^{-27} n \left(\frac{v_r}{14 \text{ km s}^{-1}} \right) \left(\frac{t_i}{1.1 \times 10^7 \text{ yr}} \right)^{-1} \text{ ergs cm}^{-3} \text{ s}^{-1} \sim 0.25 W_i^{(k)}, \quad (3)$$

where n, v_r and t_i are the typical cloud density, relative velocity and the mean time interval between collisions, respectively. Thus, there is clearly enough energy production to support the observed motions in the ISM.

These bulk motions have a strong impact on the structure of the Galactic ISM. For example, they are shown to largely regulate and reproduce the vertical distribution of the HI in the gravitational potential of the Galaxy (Lockman & Gehman 1991), once the effect of radiation pressure on dust grains embedded in clouds (the so-called “photolevitation”, Ferrara 1993) is properly taken into account. In addition, turbulence may be the most important form of energy storage in the ISM, as can be appreciated from Fig. 1: the thermal pressure contributed by all known gaseous ISM phases, P_g , appears to be at most 13% of the total pressure, P_{tot} , as derived by imposing gas hydrostatic equilibrium in the galactic gravitational field. Such large ratio of the turbulent to thermal pressure, implies a large porosity factor, Q , of the hot gas. McKee (1990) estimates that $Q \sim 1.1(P_{turb}/P_{tot})^{4/3}$, implying $Q = 0.92$ from the above estimates if the non-thermal energy is predominantly in turbulent form; this corresponds to a hot gas filling factor $f \sim 0.6$.

Given these arguments it seems necessary to revise the current ISM models to include turbulence. A first attempt in this direction has been carried out by Norman & Ferrara (1996). The authors calculate the detailed grand source function (shown in Fig. 2) for the conventional sources of turbulence from supernovae, superbubbles, stellar winds and HII regions. As seen from Fig. 2, superbubbles are the main contributors to interstellar turbulence. In addition, from the study of the general properties of the turbulent spectrum using an approach based on a spectral transfer equation derived from the hydrodynamic Kovaszny approximation, they conclude that the turbulent pressure calculated from the grand source function is $P_{turb} \sim 10 - 100 P_g$. Also, given the scale dependent energy dissipation from a turbulent cascade, the multi-phase medium concept has to be generalized to a more natural continuum description where density and temperature are functions of scale.

As recalled above, cloud collisions represent the most efficient dissipation mechanism of large scale turbulence. The simple estimate for $W_c^{(k)}$ given above, assumes that *all* the kinetic energy of the clouds is radiated away by the post-shock gas, i.e. an inelastic collision. This hypothesis is correct only in a restricted region of the collision parameters (velocity and mass ratio of the colliding clouds, magnetic field strength, gas metallicity). Ricotti et al. 1997 have studied the dependence of the elasticity (defined as the ratio of the final to the initial kinetic energy of

the clouds) on such parameters (recently extended to include pre-interaction with the intercloud medium by Miniati et al. 1997). They find that (i) the collision elasticity is maximum for a cloud relative velocity $v_r \simeq 30 \text{ km s}^{-1}$; (ii) the elasticity is $\propto ZL_c^2$, where Z is the metallicity and L_c is the cloud size: the larger is ZL_c^2 , the more dissipative (inelastic) the collision will be. During the collision the warm post-shock gas will radiate a substantial fraction of its internal energy in the $H\alpha$ line depending on v_r and L_c . Fig. 3 shows the $H\alpha$ luminosity for a collision occurring $\sim 1 \text{ kpc}$ away from us for different values of v_r and L_c . Thus, $H\alpha$ observations can be used in principle as a powerful indicator of large scale turbulent motion dissipation.

3 Does a Galactic Fountain exist ?

One of the major predictions and elements in favor of the Galactic Fountain (GF) model (Shapiro & Field 1976, subsequently detailed by Bregman 1980) is the existence of the High Velocity Clouds (HVCs, recently reviewed by Wolfire et al. 1995) in the halo, as a by-product of the cooling of the hot fountain gas. Any constraint on the origin of HVCs would be highly valuable in terms of understanding the global disk/halo circulation. Ferrara & Field (1994) have investigated the ionization and thermal structure of HVCs due to the extragalactic background radiation field and calculated the $H\alpha$ emission from the partially ionized edge of a given cloud. Comparing the model results to the available $H\alpha$ observations, the authors found that the observed $H\alpha$ intensity is larger than the predicted one for all the different cases considered. One way to reconcile this dichotomy is that some of the observed emission is $H\alpha$ light coming from the disk of the Galaxy and subsequently back-scattered by dust in the clouds. Assessing the presence of dust in HVCs is a young research field and very little is known about this issue. However, there are theoretical bases to expect dust to be present. The efficiency of dust destruction in a shock (presumably the heating source for the fountain gas) is likely to be less than 10% (McKee 1989); the subsequent thermal sputtering in the hot gas might destroy some of the smallest grains: in a 10^6 K gas, the sputtering time is shorter than the gas cooling time only for grains sizes smaller than $0.03 \mu\text{m}$. However, previous low sensitivity searches using IRAS data have produced only upper limits (Wakker & Boulanger 1986) on HVCs dust content. In addition to the unlikely complete dust depletion, there are at least two other possibilities which might explain the non-detection: (i) HVCs are far above the galactic plane ($\geq 10 \text{ kpc}$); (ii) the dust is too cold to emit substantially in the IRAS bands. Since, at least for some of the clouds, the distance is bracketed around a much lower value for the distance, (i) is an unlikely explanation. It is quite possible, instead, that the dust is cold, due to the very diluted halo radiation field. The expected IR emission from a $N_{HI} = 5 \times 10^{19} \text{ cm}^{-2}$ HVC, assuming either a given temperature of the grains or a galactic ISRF diluted by a given factor (1-100 times) is shown in Fig. 4 together with ISOPHOT surface brightness limits (128 s of integration time, S/N=10) in the various bands. Clearly, dust hotter than $\sim 10 \text{ K}$ and/or heated by a ISRF diluted by at most 10 times, could be detectable. Such a detection would bring strong support to the idea that HVCs are not of intergalactic origin and they are very likely part of a global disk/halo circulation.

4 $H\alpha$ from the galactic DIG

The thick ($z \sim 1 \text{ kpc}$) *Reynolds layer* of diffuse ionized gas (DIG) discovered in the Galaxy and in external ones poses some of the most challenging problems for our understanding of the large scale structure of the Galactic ISM (Reynolds 1995). One of the best ways to study this component is represented by spectroscopic observations of emission lines like $H\alpha$, $[NII](\lambda 6583\text{\AA})$

and $[SII](\lambda 6716\text{\AA})$. The different excitation conditions found in a given galaxy as a function of height above the plane pose a relevant question concerning the amount of light originating in the disk (where the most obvious ionization sources are located) and light scattered back into the line of sight by dust. This aspect has been investigated recently by Ferrara et al. (1996), using Monte Carlo simulations to calculate the radiation transfer of $H\alpha$ line emission, produced both by HII regions in the disk and in the diffuse ionized gas (DIG), through the dust layer of the galaxy NGC891.

The amount of light originating in the HII regions of the disk and scattered by EGD can be then compared with the emission produced by recombinations in the DIG. The cuts of photometric and polarimetric maps along the z -axis show that scattered light from HII regions is still 10% of that of the DIG at $z \sim 600$ pc (Fig. 5), whereas the degree of linear polarization is small ($< 1\%$). This could explain the observed behavior of emission line ratios as a function of height (Ferrara et al. 1996).

Acknowledgements

I deeply thank all my collaborators that have been part of this project: S. Bianchi, R. Dettmar, G. Field, C. Norman and M. Ricotti

References

- Bregman, J. N. 1980, ApJ, 236, 577
Ferrara, A. 1993, ApJ, 407, 157
Ferrara, A. & Field, G. B. 1994, ApJ, 423, 665
Ferrara, A., Bianchi, S., Dettmar, R.-J., & Giovanardi, C. 1996, ApJL, 467, 69
Lockman, F.J., & Gehman, C.S. 1991, ApJ, 382, 182
McKee, C. F. 1989, in Interstellar Dust, IAU Symp. 135, eds. Allamandola L. J. & Tielens A. G. G. M., Kluwer, 431
McKee, C.F. 1990, in The Evolution of the Interstellar Medium, ed. Blitz L., PASP, 3
Miniati, F., Jones, T. W., Ferrara, A. & Ryu, D. 1997, ApJ, submitted (astro-ph/9706208)
Norman, C. A., & Ferrara, A. 1996, ApJ, 467, 280
Reynolds, R. J. 1995, in The Physics of the Interstellar Medium and Intergalactic Medium, eds. A. Ferrara et al., ASP Conf. Series, 80, 388
Ricotti, M., Ferrara, A. & Miniati, F. 1997, ApJ, in press (astro-ph/9702143)
Shapiro, P. R. & Field, G. B. 1976, ApJ, 205, 762
Wakker, B. P. & Boulanger, F 1986, A&A, 170, 84
Wolfire, M.G., Hollenbach, D., McKee, C.F., Tielens, A.G.G.M., & Bakes, E.L.O. 1995, ApJ, 443, 152

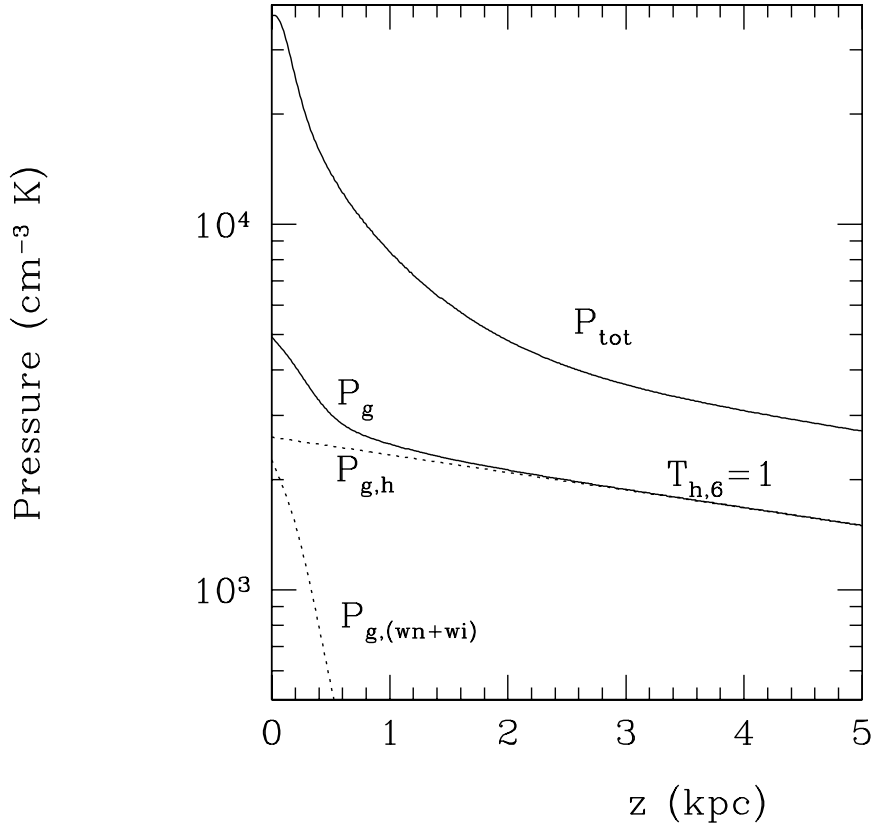


Figure 1: Thermal pressure contributions $P_{g,i}$ to the total pressure P_{tot} (determined from hydrostatic equilibrium) from the known gaseous phases of the ISM, where $i = wn, wi, h$ indicate warm neutral, warm ionized, hot components, respectively. The difference $P_{tot} - P_g$ shows the importance of non-thermal (turbulent, magnetic, cosmic ray) forms of energy density.

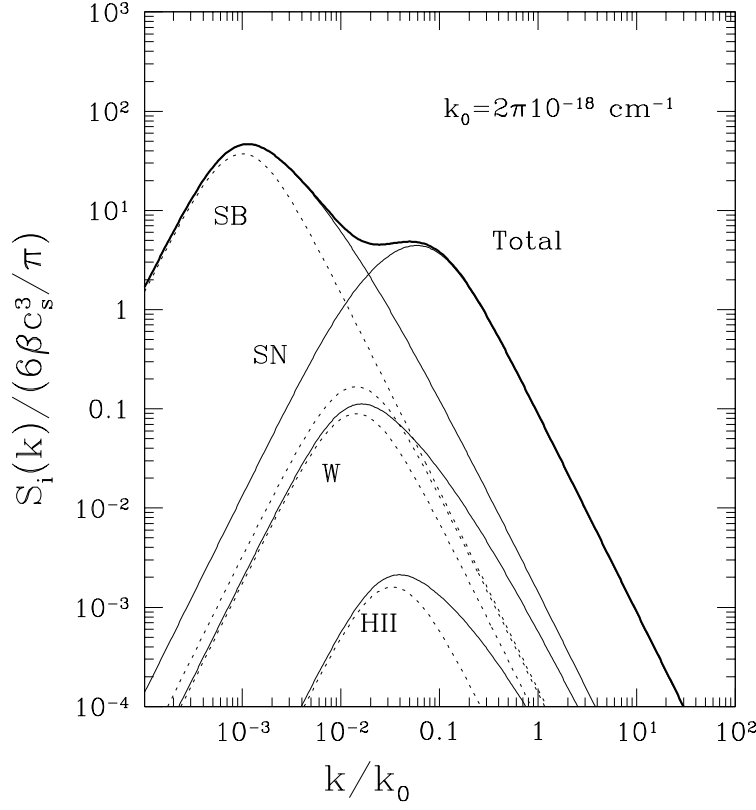


Figure 2: Normalized turbulent source functions $S_i(k)$ for supernovae, superbubbles, winds and HII regions as a function of normalized wavenumber. *Solid lines* show the sum of primary and secondary shock contributions for each source; *dashed lines* show secondary shocks only (see Norman & Ferrara 1996). The thick line is the total grand source function.

H α Luminosity from C-C Collisions

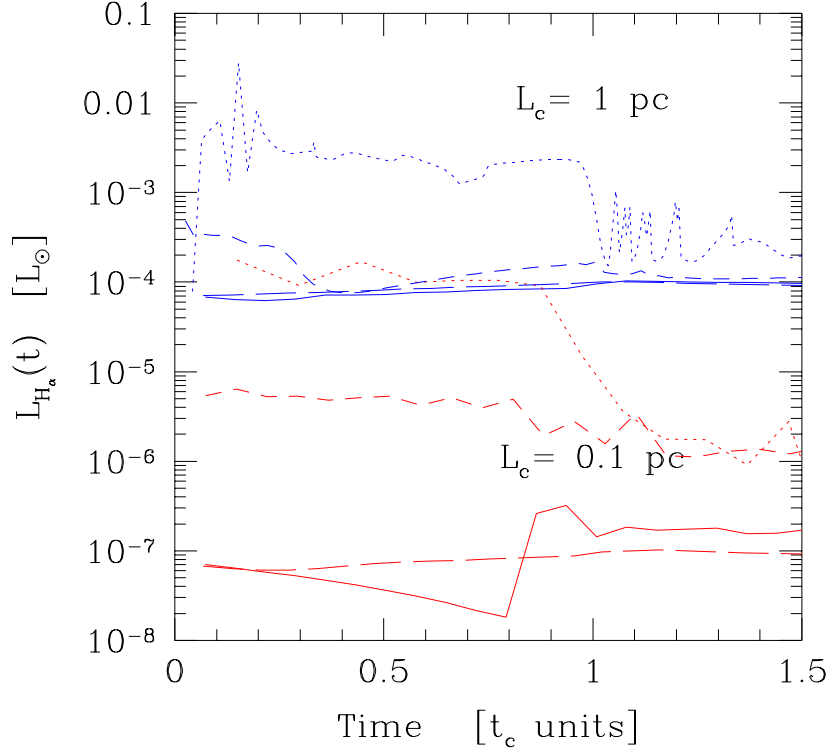


Figure 3: H α luminosity evolution from cloud collisions at a distance of 1 kpc as a function of time in units of collision time ($t_c = L_c/v_r$). The upper (lower) group of lines refer to a cloud size $L_c = 1 \text{ pc}$ ($L_c = 0.1 \text{ pc}$) for different values of the relative velocity of the collision: $v_r = 6 \text{ km s}^{-1}$ (solid), $v_r = 16 \text{ km s}^{-1}$ (long-dashed), $v_r = 31 \text{ km s}^{-1}$ (short-dashed), $v_r = 63 \text{ km s}^{-1}$ (dotted)

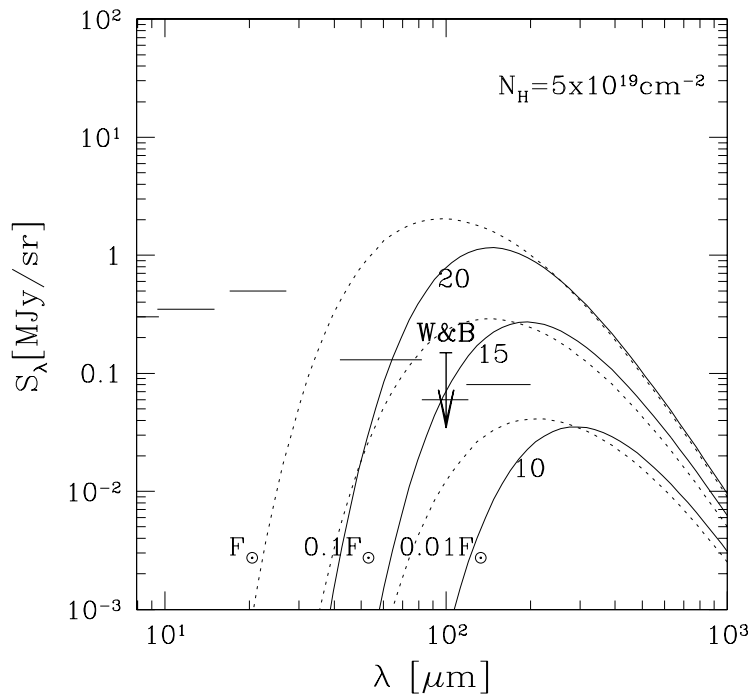


Figure 4: IR surface brightness from dust in HVCs with HI column density $N_{\text{HI}} = 5 \times 10^{19} \text{ cm}^{-2}$. Numbers refer to fixed grain temperatures (*solid*) or radiation flux intensity (*dotted*), where F_\odot is the Galactic ISRF. Also shown are the Wakker & Boulanger limits and ISOPHOT sensitivity (see text)

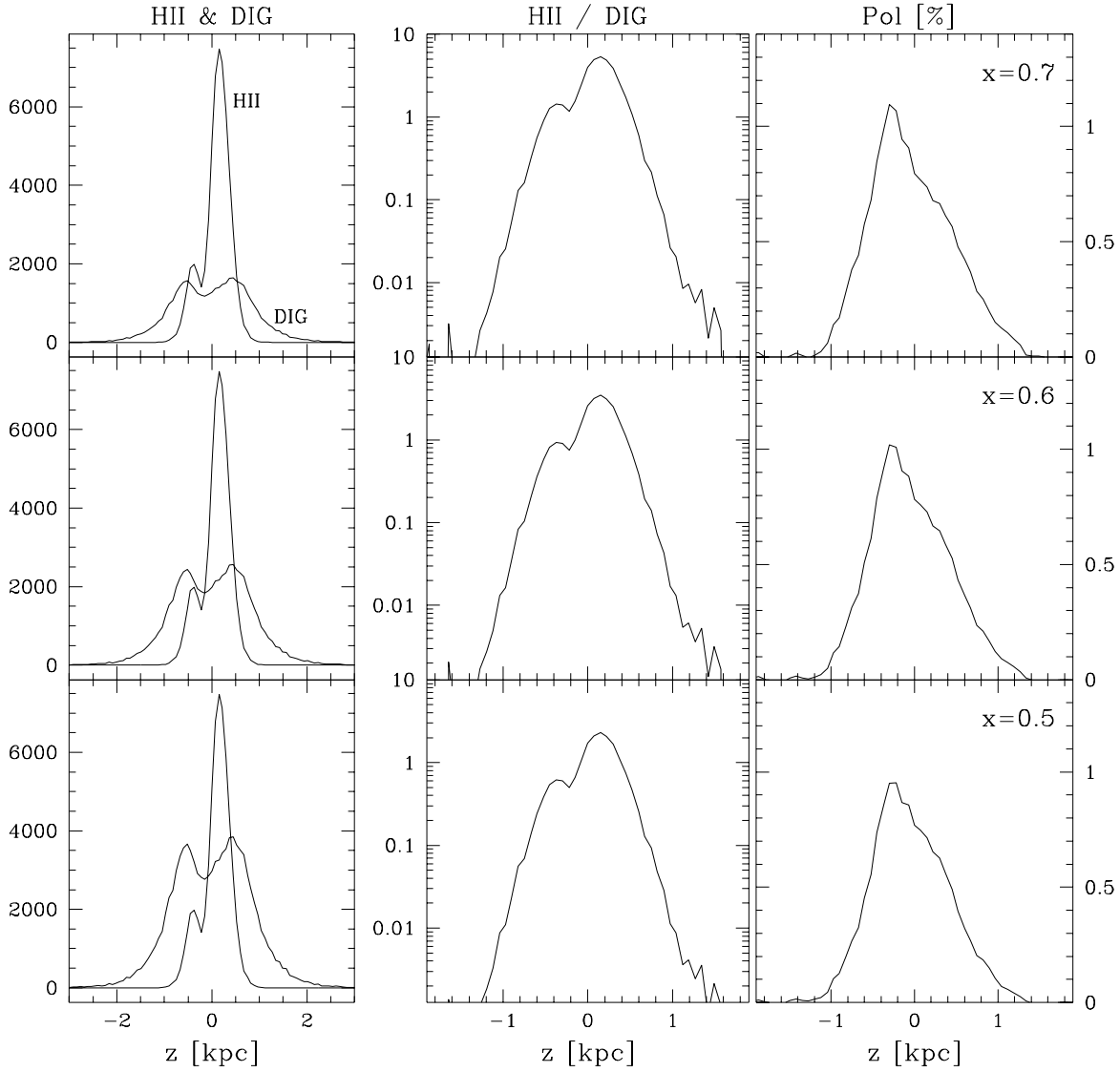


Figure 5: z -axis cuts through the center of NCG891 for (left column) $H\alpha$ luminosity profiles corresponding to contributions of HII regions and DIG component, (middle) ratio of the two components, and (right) profiles of the linear polarization degree. Plots refer to the cases of $x=0.7, 0.6, 0.5$ (from top to bottom) where x is the ratio between $H\alpha$ luminosity from HII regions to the total (DIG + HII regions) one.