

# An Anisotropic Illumination Model of Seyfert I Galaxies

P.O. Petrucci\*, G. Henri\*, J. Malzac\*\* and E. Jourdain\*\*

*\*Laboratoire d'Astrophysique, Grenoble FRANCE*

*†Centre d'Etude Spatiale des Rayonnements, (CNRS/UPS), Toulouse FRANCE*

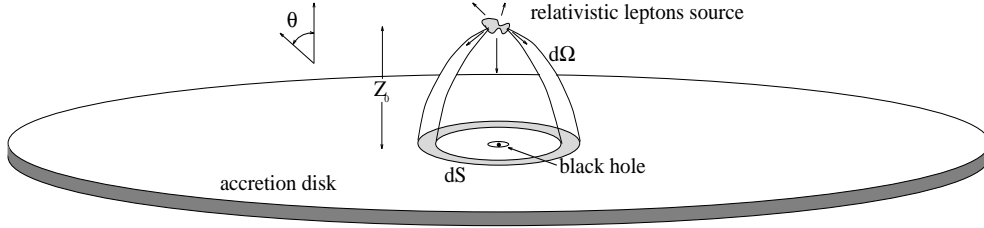
**Abstract.** We develop a self-consistent model of Seyfert galaxies continuum emission. The high energy source is assumed to be an optically thin plasma of highly relativistic leptons ( $e^+ - e^-$ ), at rest at a given height on the disk axis. Such a geometry is highly anisotropic, which has a strong influence on Compton process. Monte-Carlo simulations allow the superposition of a reflected component to the UV to X-ray spectrum obtained with our model, leading us to a first comparison with observations by fitting the high energy spectra of NGC4151 and IC4329a.

## INTRODUCTION

We propose a new model, for Seyfert galaxies, involving a point source of relativistic leptons located above the disk (that could be physically realized by a strong shock terminating an aborted jet) emitting hard radiation by Inverse Compton (IC) process on soft photons produced by the accretion disk. The disk itself radiates only through the re-processing of the hard radiation impinging on it, i.e. we do not suppose any internal energy dissipation (cf Fig. 1). Such a geometry is highly anisotropic, which takes a real importance in the computation of IC process ([2], [3]). We treat both Newtonian and general relativistic cases [8], deriving a self-consistent solution in the Newtonian case. We have recently added Monte-Carlo calculations to take into account, in the high energy part of our synthetic spectra, the compton reflection component and the fluorescent iron line [9]. We present here the most important results supplied by the model.

## ANGULAR DISTRIBUTION OF THE HOT SOURCE

It appears that the anisotropy of the soft photon field at the hot source level, leads to an **anisotropic Inverse Compton process**, with much more

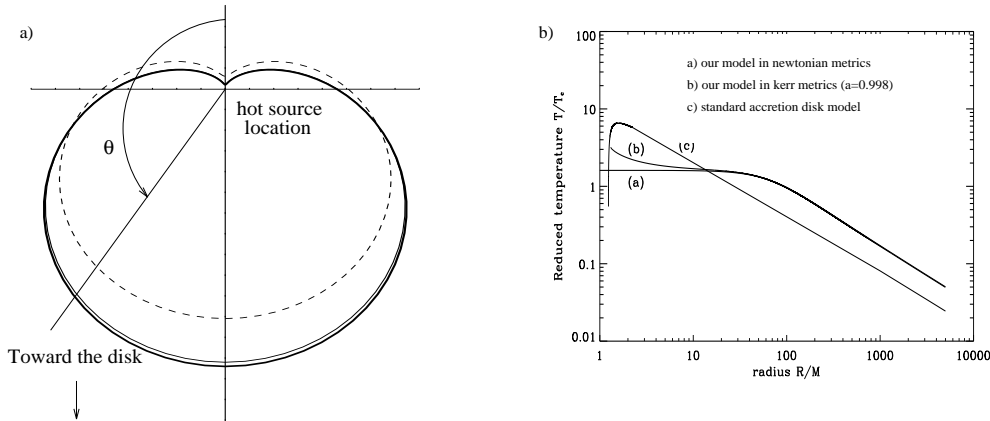


**FIGURE 1.** The general picture of the model. We have also drawn the trajectory of a beam of photons emitted by the hot source in a solid angle  $d\Omega$  and absorbed by a surface ring  $dS$  on the disk.

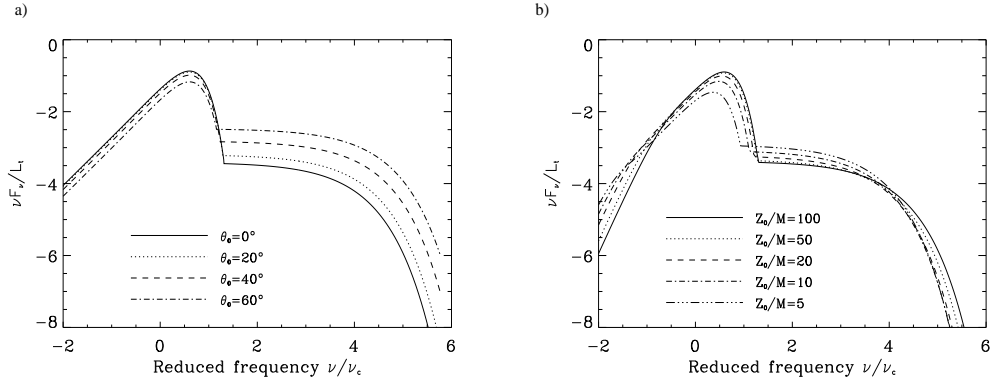
radiation being scattered backward than forward. Such an anisotropic re-illumination could naturally explain the apparent X-ray luminosity, usually much lower than the optical-UV continuum emitted in the blue bump [10]. It can also explain the equivalent width observed for the iron line, which requires more impinging radiation than what is actually observed [7]. We plot in Figure 2 the angular distribution of the power emitted by the hot source in Newtonian metrics and for different values of the source height in Kerr metrics. It appears that the closer the source to the black hole is, the less anisotropic the high energy photon field is. This is principally due to the curvature of geodesics making the photons emitted near the black hole arrive at larger angle than in the Newtonian case.

## DISK TEMPERATURE PROFILE

The radiative balance between the hot source and the disk allows to compute the temperature profile on the disk surface. It is, in fact, markedly different



**FIGURE 2.** (a) Polar plots of  $\frac{dP}{d\Omega}$  for  $Z_0/M = 100$  (solid line) and  $Z_0/M = 10$  (dashed line) in Kerr metrics with  $a = 0.998$ . The bold line corresponds to the Newtonian metrics. (b) Effective temperature versus  $r$  for  $Z_0/M = 70$



**FIGURE 3.** (a) Differential power spectrum for different values of the inclination angle in the Newtonian case. (b) Differential power spectrum for different values of  $Z_0$  for the Kerr maximal case. We use reduced coordinates.

from “standard accretion disk model” as shown in Figure 2. Indeed, even if at large distances, all models give the same asymptotic behavior  $T \propto R^{-3/4}$ , in the inner part of the disk, it keeps increasing in “standard model” whereas, in our model, for  $R \leq Z_0$ , the **temperature saturates** around a characteristic value  $T_c$ . The differences between Newtonian and Kerr metrics come only from Gravitational and Doppler shifts, which are only appreciable for  $R \leq 5M$ .

## INFLUENCE OF THE INCLINATION ANGLE

The overall UV to X-ray spectra can be deduced from this model. The bulk of the energy coming from the disk gives the well-known “blue-bump”. On the other hand, in order to avoid run-away electrons, the relativistic particle distribution is supposed to be a **power law with an exponential cut-off** about 300 keV, giving the high energy part of the spectrum. One can see on Figures 3a Newtonian spectra for different inclination angles for  $Z_0/M = 10$ . For all inclination angles, the Kerr spectra are always weaker in UV and brighter in X-ray than the Newtonian ones. These effects are much less pronounced for high  $Z_0/M$  values because the emission area is much larger, and thus is less affected by relativistic corrections.

## INFLUENCE OF THE HOT SOURCE HEIGHT

Figure 3b shows the overall spectrum, for different values of  $Z_0/M$  in Kerr metrics for  $\theta = 0^\circ$ . The relativistic effects become important for values of  $Z_0/M$  smaller than about 50. They produce a variation of intensity lowering the blue-bump and increasing the hard X-ray emission. The change in the UV range is due to the transverse Doppler effect between the rotating disk

and the observer, producing a net red-shift. In the X-ray range, the variation is due to the high energy dependence on  $Z_0/M$  (cf Figure 2). The observed **X/UV ratio** can then be strongly altered by these effects. Quantitatively, the luminosity ratio between the maximum of the blue-bump and the X-ray plateau goes from  $\simeq 300$  in the Newtonian case, to  $\simeq 10$  for  $Z_0/M = 3$ .

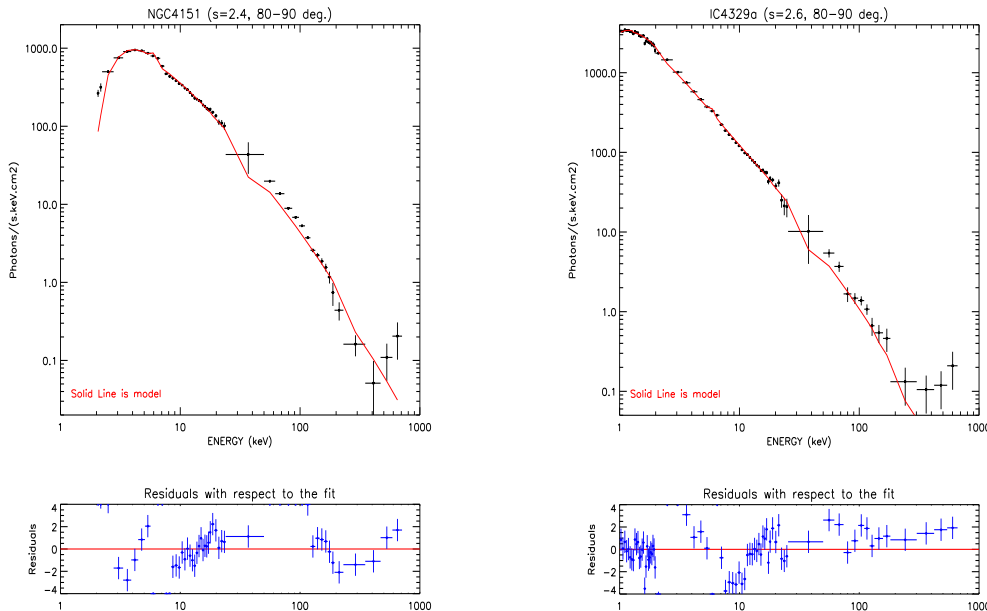
## SCALING LAWS

With some further assumptions, the model predicts scaling laws quite different from the standard accretion models. If one assumes a constant high energy cut-off (possibly fixed by the pair production threshold) and a constant solid angle subtended by the hot source, then the following mass scaling laws apply:

$$T_c = \text{constant}$$

$$L_c \propto M^2$$

The first equality could explain the weak variations of the blue bump component, even though the luminosity  $L$  ranges over 6 orders of magnitude from



**FIGURE 4.** The data are deconvolved ROSAT/GINGA/OSSE data published respectively in [4] and [11]. Note that in both spectra we added a fictive data point around 40 keV with large error bars to join GINGA and OSSE data. The parameters are the electron index  $s$ , the high energy cut-off  $\nu_0$ , the viewing angle  $\theta$  and the absorber column density  $N_h$ . In these fits the only free parameter is  $N_h$ , while the others are kept at a convenient value. For both fits  $\nu_0 = 100\text{keV}$ ,  $\theta=80\text{-}90\text{ deg.}$  The best fit value for  $N_h$  is  $1.210^{23}$  for NGC4151 and  $4.610^{21}$  for IC4329a. The reduced  $\chi^2$  are respectively 12.0 and 5.92

source to source [10]. The second one is in agreement with the results of [1] where they find in a sample of Seyfert I and quasars a correlation between the mass and the luminosity under the form  $L \propto M^\beta$  with  $\beta = 1.8 \pm 0.6$ .

## THE REFLECTION COMPONENT

We considered an infinite disc of neutral matter with solar abundances ( opacities given by [6]), and hydrogen column density of  $10^{25} \text{cm}^{-2}$ . We found that about 10 % of the total energy emitted toward the disc is reflected and does not contribute to the disc heating. However, the reflection component has important effects on the shape of the observed spectrum. Due to the strong anisotropy of the primary source, the ratio of the reflected to the primary component can be very high. The spectrum strongly depends on the viewing angle  $\theta$  with respect to the disc normal. For nearly edge on inclinations, the reflection contribution is weak. As the inclination decrease the reflection component increase [5]. Conversely, the primary spectrum decreases with decreasing  $\theta$ . So that, for a face on inclination, reflection dominates the hard X-ray spectrum. A rough comparison to IC4329a and NGC 4151 spectra shows that our model is reasonably close to the data if the orientation is nearly edge-on (cf. fig 4). We can note that the anisotropic illumination model predicts a weak UV component for high inclination angles which is in qualitative agreement with the observed UV to soft X-ray luminosity ratio in these two objects.

**Acknowledgment :** We are very grateful to A. Zdziarski for providing us the NGC4151 and IC4329a data.

## REFERENCES

1. Collin-Souffrin S., Joly M., *Disks and Broad line regions*, In: Duschl W.J., Wagner S.J. (eds) Physics of AGN. Springer-Verlag, 1991, p. 195
2. Ghisellini G., George I.M., Fabian A.C., Done C., *MNRAS* **248**, 14, (1991).
3. Henri, G., Petrucci, P.O., *A&A* in press
4. Madejski G.M. et al, *ApJ* **438**, 672 (1995)
5. Magdziarz P. , Zdziarski A.A., *MNRAS* **273**, 837 (1995)
6. Morrisson R., McCammon D., *ApJ* **270**, 119 (1983)
7. Nandra K., George I.M., Mushotzky R.F., Turner T.J., Yaqoob T., *ApJ* **477**, 602 (1997)
8. Petrucci, P.O., Henri, H., *A&A* in press
9. Pounds, K. A., Nandra, K., Stewart, G. C., George, I. M., Fabian, *Nature* **344**, 132 (1990)
10. Walter R., Fink, H.H., *A&A* **274**, 105 (1993)
11. Zdziarski A.A., Johnson W.N., Magdziarz P., *MNRAS* **283**, 193 (1996)