

## DIFFERENTIAL STUDIES OF CEPHEIDS IN THE MAGELLANIC CLOUDS

J.P. BEAULIEU

*Kapteyn Laboratorium, postbus 800, 9700AV Groningen*

AND

D.D. SASSELOV

*Harvard-Smithsonian Center for Astrophysics, Cambridge, MA  
02138, USA*

### 1. Introduction

EROS (Aubourg et al., 1993) is a French collaboration to search for baryonic dark matter in the Galactic Halo by microlensing on stars of the Magellanic Clouds. Between 1991 and 1994 about 15000 CCD images were taken with two broad bandpass filters  $B_E$  and  $R_E$  of an area of  $1 \times 0.4$  degrees centered on the bar of the LMC. Another field of  $1 \times 0.4$  degrees had been chosen in the SMC between 1993-1995 and about 6000 images were taken. Lightcurves of 270 000 stars exist with up to 48 points per night ! We have searched systematically the EROS data base for variable stars using the modified periodogram technique (Grison 1994) and the AoV method (Schwarzenberg-Czerny 1989). We delineated the instability strip in the color magnitude diagram in order to exclude eclipsing binaries. The remaining 97 variable stars in the LMC (Beaulieu et al. 1995) and 450 in the SMC (Beaulieu & Sasselov 1997) form our sample of Cepheids. Of them, one in the LMC, and 11 in the SMC (Beaulieu et al., 1997) are "beat Cepheids" [BCs] – pulsating simultaneously in two modes. The SMC search for beat Cepheids is preliminary: we plan to apply a better signal processing analysis to this data set.

### 2. Classical and s-Cepheids

A Cepheid envelope is an acoustic cavity in which an infinity of modes of pulsation exist. However, very few of them contribute to the dynamics of

the system; the unstable modes and the marginally stable modes coupled by resonances to unstable modes. Resonances are known to play an important role in shaping the light curves.

Usually, a Fourier decomposition of the light curve of the form  $X = X_0 + \sum_{k=1}^N X_k \cos(k\omega_k t + \Phi_k)$  is computed. The phase difference  $\Phi_{k1} = \Phi_k - k\Phi_1$  and the amplitude ratio  $R_{k1} = X_k / X_1$  are calculated and used to look for resonances between pulsational modes. In Figure 1 we show  $R_{21}$  and  $\Phi_{21}$  as a function of period for the Galactic short period Cepheids (Antonello et al., 1996), LMC Cepheids and SMC Cepheids observed by EROS (Beaulieu & Sasselov 1997 and references therein). The so-called classical Cepheids are plotted as crosses, and the s-Cepheids – with more sinusoidal curves of lower amplitude, are plotted as filled diamonds. We follow the classification based on the  $R_{21} - P$  plane proposed by Antonello et al. (1986). These authors classified as s-Cepheids the stars lying in the lower part of the  $R_{21} - P$  diagram. This morphological classification is mirrored by a dichotomy in the period-luminosity plane (Figure 2). Therefore we conclude that the difference is a consequence of different pulsational modes: a fundamental radial mode for classical Cepheids (F), and a first overtone radial mode for s-Cepheids (1OT).

### 2.1. CLASSICAL CEPHEIDS

In the three galaxies, we observed the Hertzsprung progression of the changing form of Cepheid light curves due to a 2:1 resonance between the fundamental and the second overtone. This resonance takes place at  $10 \pm 0.5$  days in our Galaxy. Using data obtained by the MACHO microlensing survey in the LMC in Figure 1 of Welch et al. (1996), the resonance takes place between 10-11 days. From EROS SMC observation, the resonance in the SMC takes place in the range 10.5-11.5 days. Cepheids in the three galaxies follow the same sequence before the resonance. However, Cepheids of shorter and shorter periods are found in the SMC and LMC, compared to our Galaxy; the shortest period Cepheids are observed in the metal-poorest SMC sample. The metallicity affects the extension of the blue loops of the evolutionary tracks. For high metallicity, the blue loops for low mass stars do not cross the instability strip, whereas they do for low metallicity.

### 2.2. S-CEPHEIDS

The s-Cepheids are observed in the three galaxies. They present the same behaviour in the Fourier plane: a rise of  $\Phi_{21}$ , followed by a sharp drop. This is mirrored by a minimum in  $R_{21}$ . It has been proposed that this drop is a signature of a 2:1 resonance between the first and the fourth overtone.

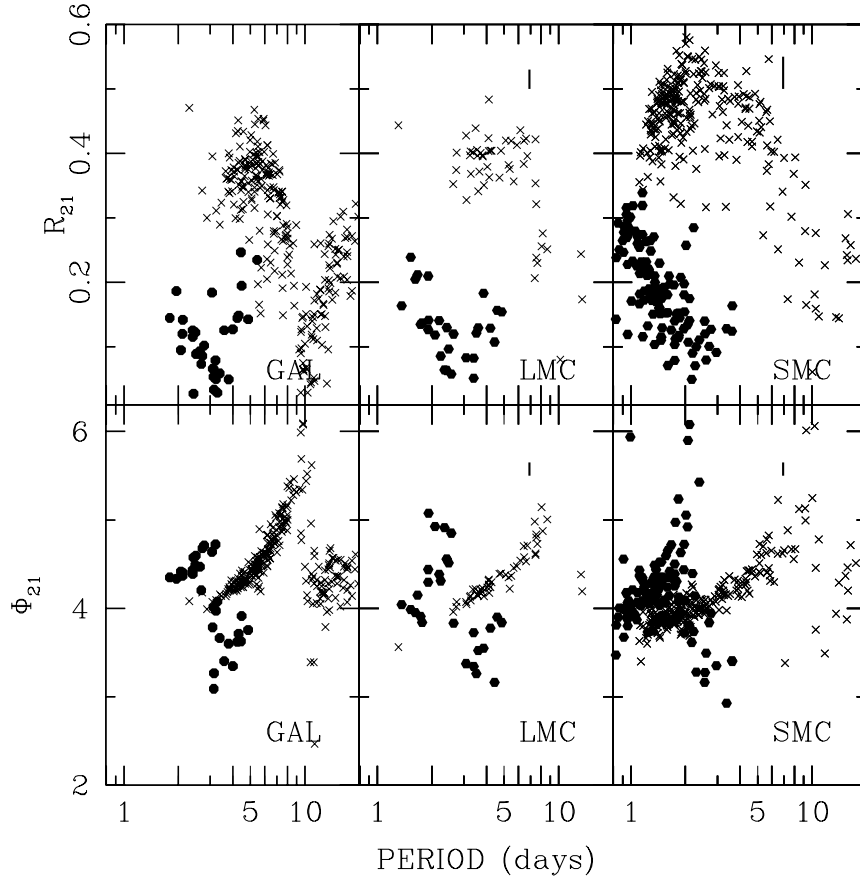
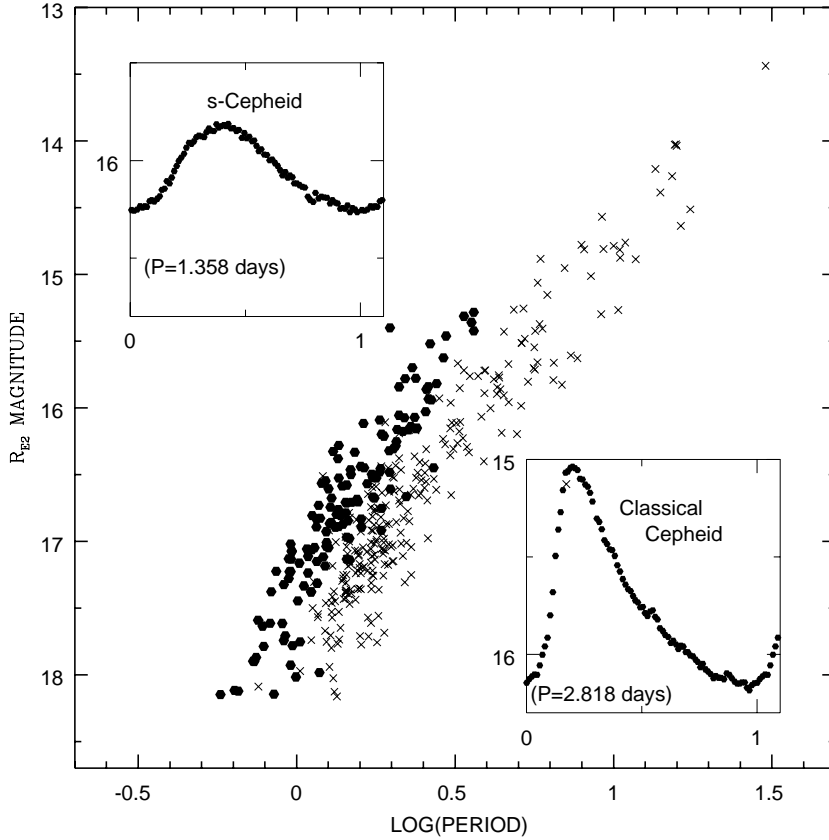


Figure 1. The  $R_{21} - P$ ,  $\Phi_{21} - P$  planes for short period Galactic Cepheids and EROS LMC and SMC Cepheids. S-Cepheids are plotted as filled diamonds, classical Cepheids are plotted as crosses. Typical error bars are indicated in the upper part of each subfigure.

The drop takes place at  $3.2 \pm 0.2$  days in our Galaxy,  $2.7 \pm 0.2$  days in the LMC, and  $2.2 \pm 0.2$  days in the SMC.

### 3. Beat Cepheids

So far 73 beat Cepheids have been found in the LMC by MACHO (Welch et al. 1996 and references therein). We report the discovery of 11 BCs in the SMC (Beaulieu et al., 1997), and 14 are known in our Galaxy (Pardo & Poretti 1997 and references therein). Their period ratios are plotted in Figure 2. On the upper figure are shown the BCs pulsating both in the first and second overtone (1OT/2OT) and on the lower figure – those pulsating in the fundamental and the first overtone. The SMC 1OT/2OTs are very



*Figure 2.* The Period-Luminosity relation for SMC Cepheids from the EROS database. Classical Cepheids (fundamental mode pulsators) are plotted as crosses, and s-Cepheids (overtone pulsators) are plotted as dots. Two examples of classical (lower right) and s-Cepheids (upper left) light curves are shown in the figure. The same scale for the amplitude has been adopted. The two types of Cepheids can be isolated on morphological basis, and follow different PL relations.

similar to the LMC ones while the SMC F/1OTs have period ratios systematically higher than the LMC ones by  $\sim 0.01$ , which are systematically higher than the Galactic ones by  $\sim 0.01$ . In the case of a F/1OT pulsator, the fundamental mode penetrates deeper in the envelope of the star than the first overtone. Therefore, the changed period ratio is mainly due to the effect of opacity on the fundamental period. The case of 1OT/2OT is different since these two modes are more concentrated to the surface. We can crudely consider that an upward change in metallicity is an increase of the opacity in the opacity bump due to metals found at depths around

## DIFFERENTIAL STUDIES OF CEPHEIDS IN THE MAGELLANIC CLOUDS

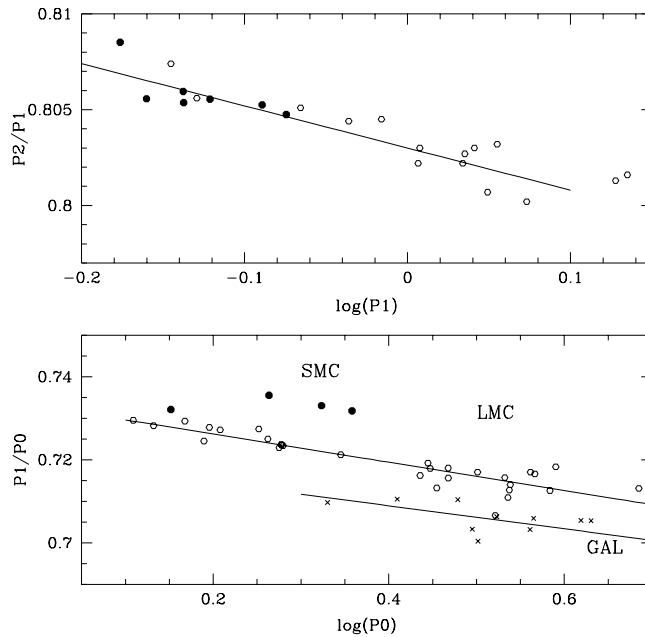


Figure 3. Period ratio versus period for Galactic (crosses), LMC (circles) and SMC (dots) beat Cepheids.

100 000 K. The driving of the pulsation comes from the helium ionization zone, while the metals opacity bump affects the acoustic properties of the envelope. With these two kinds of beat Cepheids, plus the two resonance constraints for the classical Cepheids and the s-Cepheids observed at different metallicities, we are probing different depths in the Cepheid envelopes, and drawing new strong constraints (similar to helioseismology) for the theory of stellar pulsation and the opacity tables at low metallicities.

### References

- Antonello E., et al., 1986, *Astr. Astrophys.* **169**, 149
- Antonello E., et al., 1997, *Astr. Astrophys.* in press
- Aubourg E., et al., 1993, *Nature* **365**, 623
- Beaulieu J.P., et al., 1995, *Astr. Astrophys.* **303**, 137
- Beaulieu J.P., & Sasselov D.D., 1997, IAP Colloquium, "Astrophysical returns of microlensing surveys", eds R. Ferlet, JP. Maillard in press
- Beaulieu J.P. et al., 1997, *Astr. Astrophys.* **318**, L47
- Grison P., 1994, *Astr. Astrophys.* **289**, 404
- Pardo I. Poretti E., 1997 *Astr. Astrophys.* submitted
- Schwarzenberg-Czerny, 1989 *Mon. Not. R. astr. Soc* **241**, 153
- Welch D. et al., 1997, IAP Colloquium, "Astrophysical returns of microlensing surveys", eds R. Ferlet, JP. Maillard in press