

# NUCLEOSYNTHESIS IN TYPE II SUPERNOVAE

K. Nomoto<sup>a</sup>, M. Hashimoto<sup>b</sup>, T. Tsujimoto<sup>c</sup>, F.-K. Thielemann<sup>d</sup>, N. Kishimoto<sup>a</sup>,  
Y. Kubo<sup>a</sup>, N. Nakasato<sup>a</sup>

<sup>a</sup>Department of Astronomy, University of Tokyo, Tokyo 113, Japan

<sup>b</sup>Department of Physics, Faculty of Science, Kyushu University, Fukuoka 810, Japan

<sup>c</sup>National Astronomical Observatory, Mitaka, Tokyo 181, Japan

<sup>d</sup>Institut für Theoretische Physik, Universität Basel CH-4056 Basel, Switzerland

Presupernova evolution and explosive nucleosynthesis in massive stars for main-sequence masses from  $13 M_{\odot}$  to  $70 M_{\odot}$  are calculated. We examine the dependence of the supernova yields on the stellar mass,  $^{12}\text{C}(\alpha, \gamma)^{16}\text{O}$  rate, and explosion energy. The supernova yields integrated over the initial mass function are compared with the solar abundances.

## 1. Stellar Nucleosynthesis and the $^{12}\text{C}(\alpha, \gamma)^{16}\text{O}$ Rate

Nucleosynthesis in massive stars is one of the major sources of nuclei in the cosmos. We present presupernova models for helium stars with masses of  $M_{\alpha} = 3.3, 4, 5, 6, 8, 16,$  and  $32 M_{\odot}$  as an extension of the studies by Nomoto & Hashimoto (1988). These helium star masses correspond approximately to main-sequence masses of  $M_{\text{ms}} = 13, 15, 18, 20, 25, 40,$  and  $70 M_{\odot}$ , respectively (Sugimoto & Nomoto 1980). The systematic study for such a dense grid of stellar masses enables us to understand how explosive nucleosynthesis depends on the presupernova stellar structure and to apply the results to the chemical evolution of galaxies. We use the Schwarzschild criterion for convection and neglect overshooting. The initial compositions are:  $X(^4\text{He}) = 0.9879$  and  $X(^{14}\text{N}) = 0.0121$ , where all the original CNO elements are assumed to be converted into  $^{14}\text{N}$  during core hydrogen burning. These helium stars are evolved from helium burning through the onset of the Fe core collapse.

Nuclear reaction rates are mostly taken from Caughlan & Fowler (1988). For the uncertain rate of  $^{12}\text{C}(\alpha, \gamma)^{16}\text{O}$ , we use the rate by Caughlan et al. (1985; CFHZ85), which is larger than the rate by Caughlan & Fowler (1988; CF88) by a factor of  $\sim 2.3$ . To examine the influence of this difference, we evolve the  $M_{\alpha} = 8 M_{\odot}$  helium star, using the  $^{12}\text{C}(\alpha, \gamma)^{16}\text{O}$  rate by CF88 (case 25B). [The  $25 M_{\odot}$  star model with the  $^{12}\text{C}(\alpha, \gamma)^{16}\text{O}$  rate by CFHZ85 is denoted as case 25A.] At the end of core helium burning, the formation of the carbon-oxygen core and its composition are influenced largely by the  $^{12}\text{C}(\alpha, \gamma)^{16}\text{O}$  rate. The larger rate results in a smaller C/O ratio, which affects the abundances of Ne, Mg, Al relative to O in the more evolved cores.

Comparison of the presupernova density structures for the two cases 25A and 25B shows

that case 25B has a more concentrated core at  $M_r < 2M_\odot$  (i.e., a steeper density gradient) and more extended outer layers than case 25A. This is due to a larger carbon abundance and thus stronger carbon shell burning for 25B. Model 25B has smaller masses of the Fe core ( $1.37 M_\odot$ ) and the O-rich layer than those for 25A ( $1.41 M_\odot$ ) due also to the stronger carbon shell burning.

It is found that the size of the iron core is not a monotonic function of the helium core mass as shown by Barkat & Marom (1990) and Woosley & Weaver (1995). For  $M_{\text{ms}} = 13, 15, 18, 20, 25$  (case 25A), 40, and  $70 M_\odot$ , the iron core masses are 1.18, 1.28, 1.36, 1.40, 1.42, 1.88, and  $1.57 M_\odot$ , respectively. In case 25B, the iron core mass is  $1.37 M_\odot$ , which is smaller than in case 25A.

## 2. Explosive Nucleosynthesis

The hydrodynamic phases of supernova explosions for the above eight presupernova models were followed with an extensive nuclear reaction network (Hashimoto et al. 1989, 1993; Thielemann et al. 1990, 1996).

Since the mechanism of supernova explosions after core collapse is not fully understood yet, the explosion energy and the mass cut (or  $^{56}\text{Ni}$  mass) have remaining uncertainties, except for SN 1987A. The final kinetic energy of the explosion is assumed to be  $E = 1.0 \times 10^{51}$  erg as inferred from the modeling of SN 1987A and SN 1993J (e.g., Shigeyama & Nomoto 1990; Shigeyama et al. 1994).

In the present study, the mass cut is chosen to produce  $\sim 0.15 M_\odot$   $^{56}\text{Ni}$  for  $13 - 15 M_\odot$  stars and  $\sim 0.075 M_\odot$   $^{56}\text{Ni}$  for  $18 - 70 M_\odot$  stars. This is based on the estimates from the light curves of SN 1993J and Type Ib supernovae for the  $13 - 15 M_\odot$  stars (e.g., Nomoto et al. 1993) and SN 1987A for the  $18 - 20 M_\odot$  stars (e.g., Nomoto et al. 1993). For more massive stars, a similar mass of  $^{56}\text{Ni}$  is suggested from SN 1990E (Schmidt et al. 1993).

Figures 1 and 2 show the integrated abundances of the ejecta relative to the solar values (Anders & Grevesse 1989) for  $M_{\text{ms}} = 13, 15, 18, 20, 40$ , and  $70 M_\odot$ . Figure 3 shows three cases of  $M_{\text{ms}} = 25 M_\odot$ , i.e., cases 25A, 25B, and 25BE (see below). Table 1 gives the ejected masses ( $M_\odot$ ) of stable species for the  $13 - 70 M_\odot$  stars.

To examine the dependence on the explosion energy, we show the case 25BE, i.e., case 25B with  $E = 1.5 \times 10^{51}$  erg. The larger explosion energy leads to the outward shift of the abundance distribution. This leads to minor differences between the abundances for the two explosion energies (Fig. 3).

## 3. Isotopic Abundances

Figure 4 shows the isotopic abundances relative to their solar values (Anders & Grevesse 1989) after averaging over the mass range from 10 to  $50 M_\odot$  with an initial mass function  $\propto M^{-1.35}$ . Here the upper mass limit  $50 M_\odot$  is chosen from the comparison of  $[\text{O}/\text{Fe}]$  and  $[\text{Mg}/\text{Fe}]$  with those of metal-poor stars (Tsujimoto et al. 1993). We also assume no heavy element production below  $10 M_\odot$  and approximate the abundances of  $10 - 13 M_\odot$  stars by a linear interpolation between 10 and  $13 M_\odot$ .

Figure 4 shows that the relative abundance ratios  $\zeta$  from massive stars are in good agreement with the solar ratios for  $A < 27$ . [The sum of type Ia and type II products with a ratio of 1 to 9 reproduces well the solar abundances for a wider range of  $A$  (Tsujimoto

et al. 1995).] Note that this agreement is realized for the  $^{12}\text{C}(\alpha, \gamma)^{16}\text{O}$  rate by CFHZ85, i.e., case 25A.

For case 25B, Ne, Na, and Al relative to O are overproduced with respect to the solar ratios as seen in Figure 3. This is due to the larger C/O ratio in case 25B after helium burning. Since the products of the  $25 M_{\odot}$  star dominate type II supernova yields, this result suggests that the  $^{12}\text{C}(\alpha, \gamma)^{16}\text{O}$  rate is higher than that of CF88 and closer to CFHZ85. The presently most reliable experimental investigations give values inbetween the two rates.

We should note that the isotopic ratios in Figures 1 – 4 depend not only on the  $^{12}\text{C}(\alpha, \gamma)^{16}\text{O}$  rate but also on convective overshooting, mixing fresh He into the core at late high temperature core helium burning stages. The above comparison that favors the CFHZ85 rate is based on the calculations with no convective overshooting. If overshooting during convective core helium burning would reduce the C/O ratio, a smaller  $^{12}\text{C}(\alpha, \gamma)^{16}\text{O}$  rate would be favored (Weaver & Woosley 1993; Woosley & Weaver 1995).

Figure 4 also shows that some species,  $^{35}\text{Cl}$ ,  $^{39}\text{K}$ ,  $^{44}\text{Ca}$ ,  $^{48}\text{Ti}$ , and  $^{59}\text{Co}$ , are underproduced relative to the solar values. If we include the weak component of the s-process nuclei  $50 < A < 100$  produced during core helium burning (Prantzos et al. 1990),  $^{48}\text{Ti}$  and  $^{59}\text{Co}$  are enhanced appreciably compared with the seed (solar) abundances.  $^{35}\text{Cl}$ ,  $^{39}\text{K}$  and  $^{44}\text{Ca}$  are enhanced only by a factor of  $\sim 2$ . Synthesis of s-process elements during carbon shell burning would also be significant.

## Acknowledgements

This work has been supported in part by the Grant in Aid for Scientific Research (05243206, 06234210) and COE research (07CE2002) of the Ministry of Education, Science, and Culture in Japan.

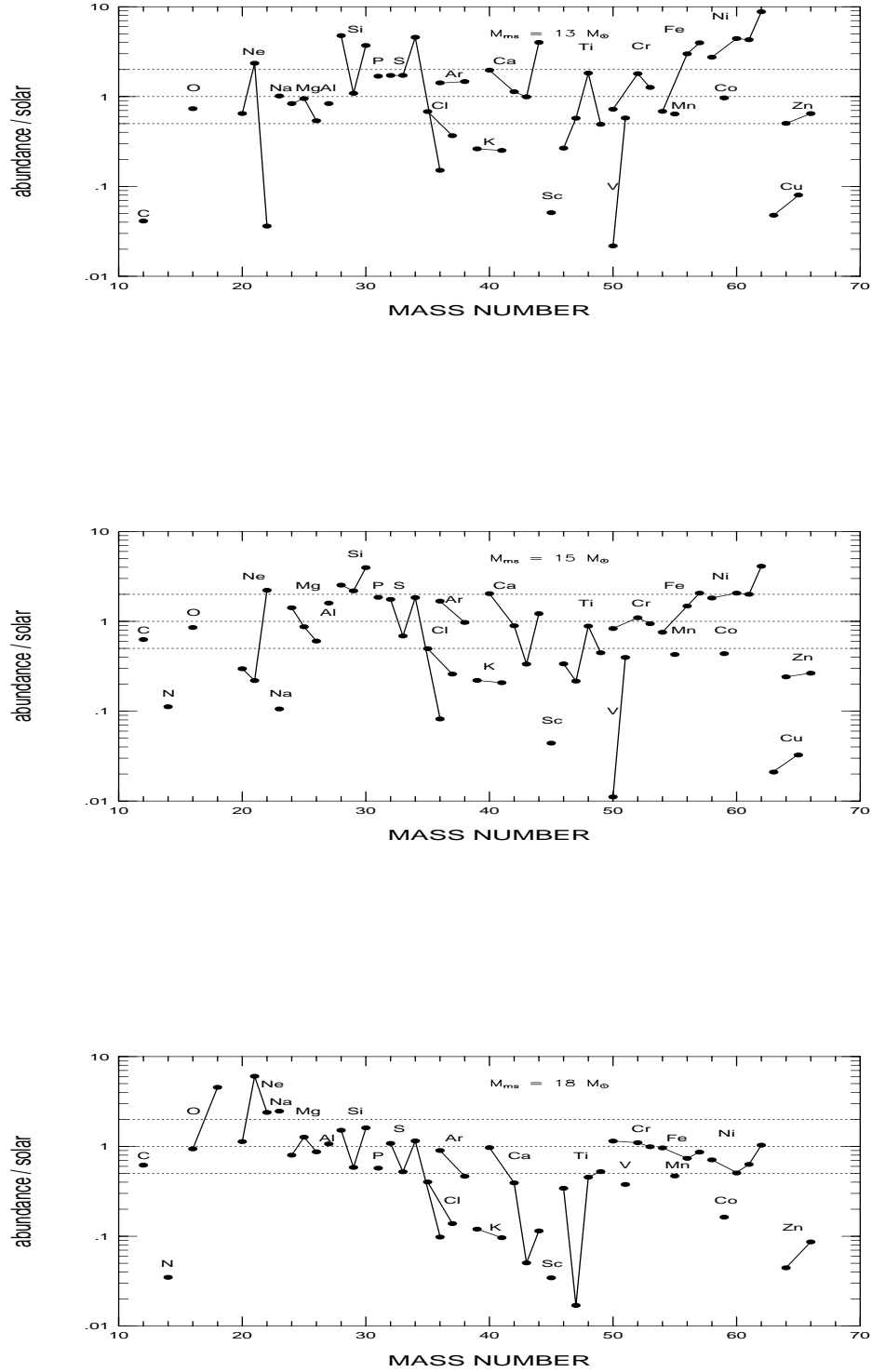


Figure 1. Abundances of stable isotopes relative to the solar values for the 13, 15, and  $18 M_{\odot}$  stars (H-rich envelope is not included).

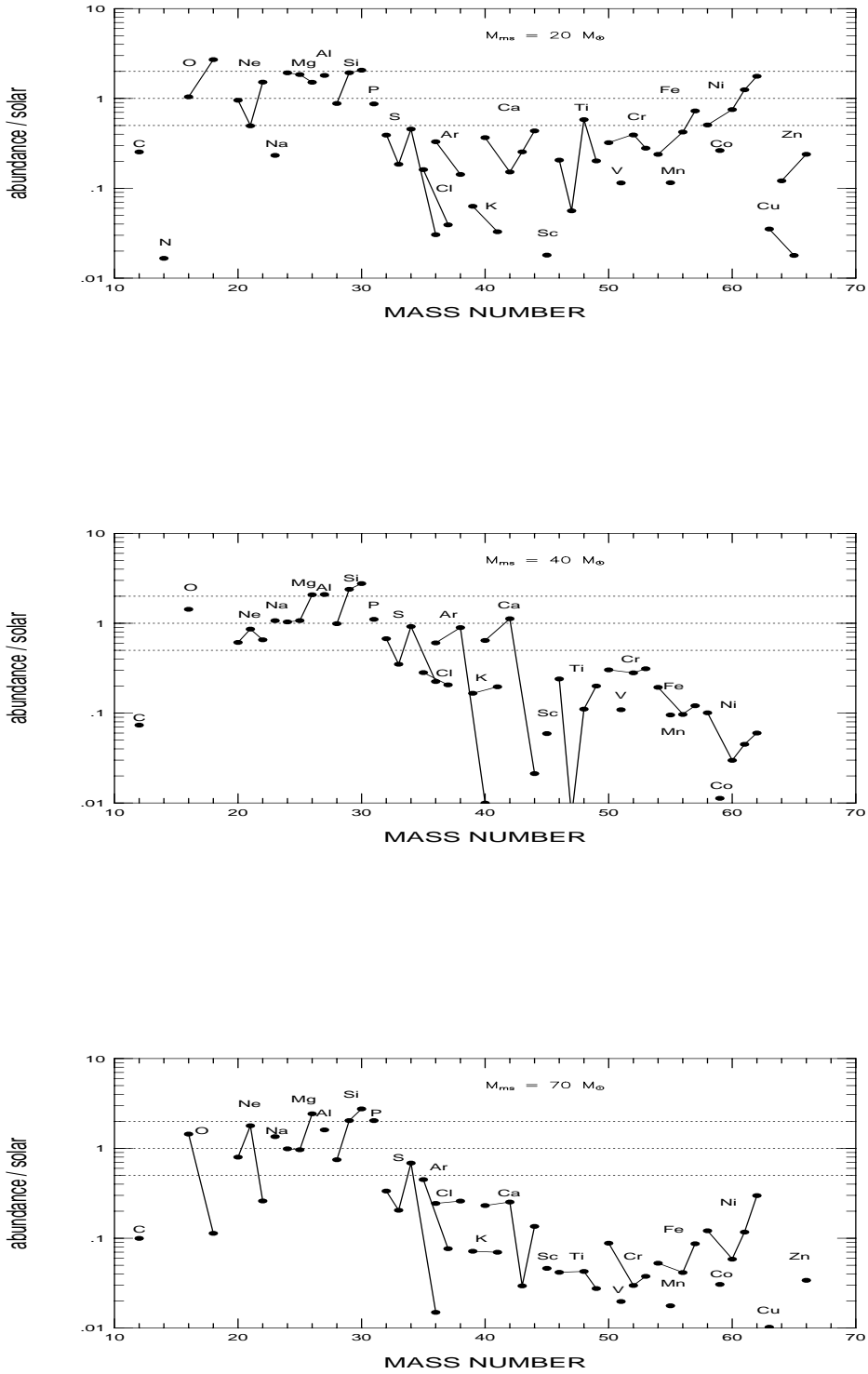


Figure 2. Same as Fig. 1 but for the 20, 40, and 70  $M_{\odot}$  stars.

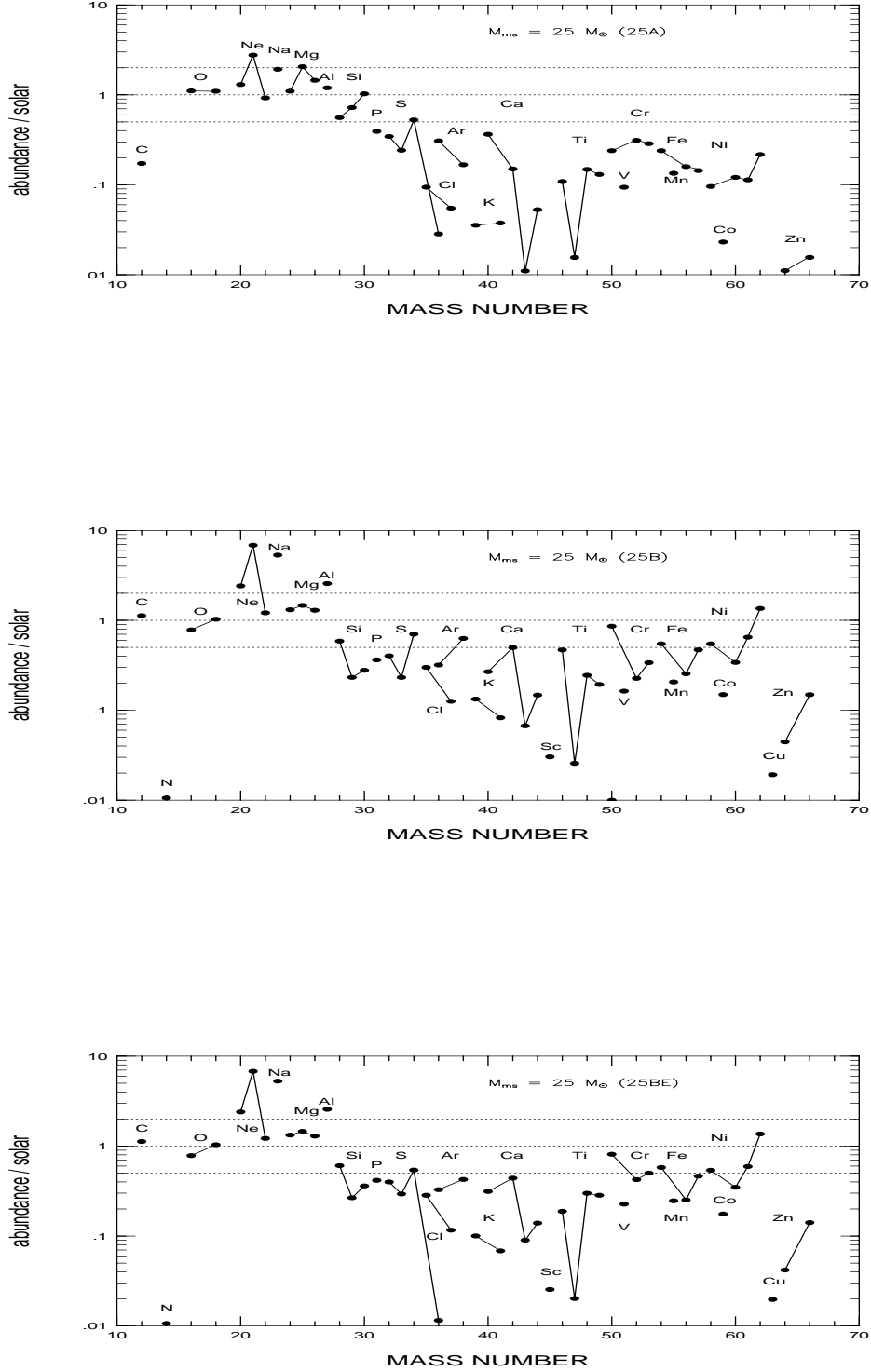


Figure 3. Same as in Fig. 1 but for the  $25 M_{\odot}$  star (case 25A). Case 25B uses the  $^{12}\text{C}(\alpha, \gamma)^{16}\text{O}$  rate by CF88 and case 25BE is the same as 25B but with  $E = 1.5 \times 10^{51}$  erg  $\text{s}^{-1}$ .

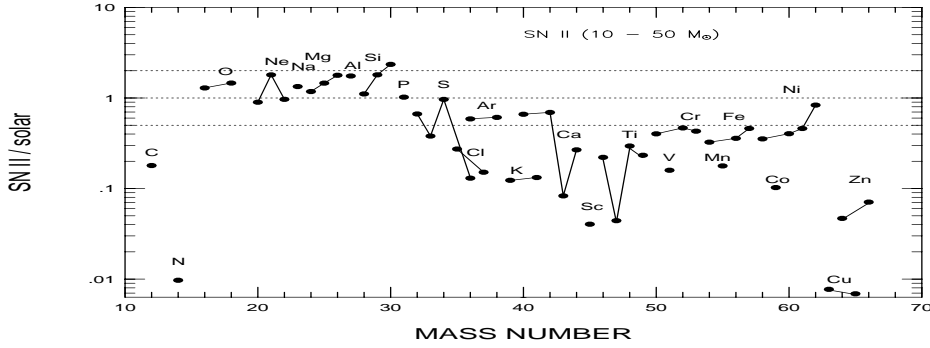


Figure 4. Nucleosynthesis products from 10 – 50  $M_{\odot}$  stars averaged over the IMF relative to solar abundances.

Table 1

Nucleosynthesis products of SNe II for various progenitor masses (H-rich envelope is not included).

Species	Synthesized isotopic mass ( $M_{\odot}$ )						
	$m=13 M_{\odot}$	$m=15 M_{\odot}$	$m=18 M_{\odot}$	$m=20 M_{\odot}$	$m=25 M_{\odot}$	$m=40 M_{\odot}$	$m=70 M_{\odot}$
<sup>12</sup> C	2.68E-03	8.26E-02	1.65E-01	1.14E-01	1.48E-01	1.48E-01	4.67E-01
<sup>13</sup> C	9.47E-09	4.97E-10	7.73E-10	1.17E-10	1.03E-08	3.02E-10	2.57E-10
<sup>14</sup> N	3.75E-08	5.37E-03	3.39E-03	2.72E-03	9.53E-04	7.08E-05	7.68E-03
<sup>15</sup> N	2.08E-08	1.36E-10	9.05E-08	6.48E-10	1.04E-08	1.19E-08	2.36E-10
<sup>16</sup> O	1.51E-01	3.55E-01	7.92E-01	1.48	2.99	9.11	2.14E+01
<sup>17</sup> O	6.07E-08	4.41E-09	4.01E-07	9.86E-09	7.86E-08	3.13E-07	6.64E-10
<sup>18</sup> O	9.44E-09	1.35E-02	8.67E-03	8.68E-03	6.69E-03	1.79E-06	3.80E-03
<sup>19</sup> F	8.06E-10	2.12E-11	7.67E-09	7.84E-11	8.17E-10	7.38E-10	2.63E-15
<sup>20</sup> Ne	2.25E-02	2.08E-02	1.61E-01	2.29E-01	5.94E-01	6.58E-01	2.00
<sup>21</sup> Ne	2.08E-04	3.93E-05	2.19E-03	3.03E-04	3.22E-03	2.36E-03	1.14E-02
<sup>22</sup> Ne	1.01E-04	1.25E-02	2.74E-02	2.93E-02	3.39E-02	5.66E-02	5.23E-02
<sup>23</sup> Na	7.27E-04	1.53E-04	7.25E-03	1.15E-03	1.81E-02	2.37E-02	6.98E-02
<sup>24</sup> Mg	9.23E-03	3.16E-02	3.62E-02	1.47E-01	1.59E-01	3.54E-01	7.87E-01
<sup>25</sup> Mg	1.38E-03	2.55E-03	7.54E-03	1.85E-02	3.92E-02	4.81E-02	1.01E-01
<sup>26</sup> Mg	8.96E-04	2.03E-03	5.94E-03	1.74E-02	3.17E-02	1.07E-01	2.91E-01
<sup>27</sup> Al	1.04E-03	4.01E-03	5.44E-03	1.55E-02	1.95E-02	8.05E-02	1.44E-01
<sup>28</sup> Si	6.68E-02	7.16E-02	8.69E-02	8.50E-02	1.03E-01	4.29E-01	7.55E-01
<sup>29</sup> Si	7.99E-04	3.25E-03	1.76E-03	9.80E-03	6.97E-03	5.43E-02	1.08E-01
<sup>30</sup> Si	1.87E-03	4.04E-03	3.33E-03	7.19E-03	6.81E-03	4.32E-02	1.00E-01
<sup>31</sup> P	2.95E-04	6.55E-04	4.11E-04	1.05E-03	9.02E-04	5.99E-03	2.57E-02

Species	$m=13 M_{\odot}$	$m=15 M_{\odot}$	$m=18 M_{\odot}$	$m=20 M_{\odot}$	$m=25 M_{\odot}$	$m=40 M_{\odot}$	$m=70 M_{\odot}$
<sup>32</sup> S	1.46E-02	3.01E-02	3.76E-02	2.29E-02	3.84E-02	1.77E-01	2.05E-01
<sup>33</sup> S	1.19E-04	9.60E-05	1.48E-04	8.84E-05	2.20E-04	7.49E-04	1.02E-03
<sup>34</sup> S	1.83E-03	1.49E-03	1.89E-03	1.26E-03	2.77E-03	1.14E-02	1.98E-02
<sup>36</sup> S	3.04E-07	3.34E-07	8.08E-07	4.23E-07	7.51E-07	1.40E-05	2.17E-06
<sup>35</sup> Cl	3.70E-05	3.45E-05	8.95E-05	6.05E-05	6.72E-05	4.75E-04	1.76E-03
<sup>37</sup> Cl	6.73E-06	9.60E-06	1.04E-05	4.96E-06	1.32E-05	1.17E-04	1.01E-04
<sup>36</sup> Ar	2.36E-03	5.63E-03	6.13E-03	3.78E-03	6.71E-03	3.11E-02	2.92E-02
<sup>38</sup> Ar	4.85E-04	6.49E-04	6.29E-04	3.25E-04	7.24E-04	9.14E-03	6.16E-03
<sup>40</sup> Ar	4.82E-09	3.24E-09	1.42E-08	4.65E-09	8.92E-09	1.74E-07	5.07E-08
<sup>39</sup> K	1.95E-05	3.31E-05	3.66E-05	3.24E-05	3.47E-05	3.83E-04	3.84E-04
<sup>41</sup> K	1.42E-06	2.37E-06	2.23E-06	1.28E-06	2.79E-06	3.43E-05	2.84E-05
<sup>40</sup> Ca	2.53E-03	5.29E-03	5.11E-03	3.25E-03	6.15E-03	2.56E-02	2.14E-02
<sup>42</sup> Ca	1.02E-05	1.63E-05	1.45E-05	9.45E-06	1.77E-05	3.13E-04	1.64E-04
<sup>43</sup> Ca	1.91E-06	1.30E-06	3.99E-07	3.38E-06	2.78E-07	4.02E-07	4.09E-06
<sup>44</sup> Ca	1.22E-04	7.49E-05	1.43E-05	9.15E-05	2.11E-05	2.00E-05	2.97E-04
<sup>46</sup> Ca	2.06E-10	6.23E-11	3.23E-11	1.12E-11	2.60E-10	4.39E-10	2.23E-10
<sup>48</sup> Ca	1.13E-13	3.99E-16	1.07E-15	2.41E-16	1.70E-14	2.48E-13	2.36E-14
<sup>45</sup> Sc	4.26E-08	7.44E-08	1.18E-07	1.04E-07	8.96E-08	1.53E-06	2.78E-06
<sup>46</sup> Ti	2.56E-06	6.26E-06	6.72E-06	6.81E-06	6.84E-06	3.56E-05	1.44E-05
<sup>47</sup> Ti	5.13E-06	3.75E-06	3.11E-07	1.73E-06	9.11E-07	9.74E-07	6.26E-07
<sup>48</sup> Ti	1.68E-04	1.58E-04	8.59E-05	1.85E-04	8.98E-05	1.58E-04	1.42E-04
<sup>49</sup> Ti	3.45E-06	6.10E-06	7.54E-06	4.89E-06	6.01E-06	2.17E-05	6.97E-06
<sup>50</sup> Ti	3.56E-10	1.21E-09	1.17E-10	1.12E-10	5.90E-10	2.00E-10	2.56E-10
<sup>50</sup> V	8.65E-10	8.57E-10	4.64E-10	2.15E-10	7.99E-10	2.14E-09	1.52E-09
<sup>51</sup> V	9.34E-06	1.25E-05	1.25E-05	6.40E-06	9.96E-06	2.73E-05	1.15E-05
<sup>50</sup> Cr	2.30E-05	5.15E-05	7.49E-05	3.54E-05	5.01E-05	1.49E-04	1.01E-04
<sup>52</sup> Cr	1.15E-03	1.36E-03	1.44E-03	8.64E-04	1.31E-03	2.77E-03	6.86E-04
<sup>53</sup> Cr	9.34E-05	1.35E-04	1.50E-04	7.12E-05	1.39E-04	3.56E-04	1.00E-04
<sup>54</sup> Cr	3.35E-08	4.09E-08	2.53E-08	6.26E-09	2.41E-08	2.81E-08	7.61E-08
<sup>55</sup> Mn	3.65E-04	4.74E-04	5.48E-04	2.27E-04	5.02E-04	8.41E-04	3.64E-04
<sup>54</sup> Fe	2.10E-03	4.49E-03	6.04E-03	2.52E-03	4.81E-03	9.17E-03	5.81E-03
<sup>56</sup> Fe	1.50E-01	1.44E-01	7.57E-02	7.32E-02	5.24E-02	7.50E-02	7.50E-02
<sup>57</sup> Fe	4.86E-03	4.90E-03	2.17E-03	3.07E-03	1.16E-03	2.29E-03	3.83E-03
<sup>58</sup> Fe	3.93E-09	1.27E-08	1.37E-08	3.70E-09	8.34E-09	1.29E-08	4.17E-08
<sup>59</sup> Co	1.39E-04	1.22E-04	4.82E-05	1.31E-04	2.19E-05	2.51E-05	1.59E-04
<sup>58</sup> Ni	5.82E-03	7.50E-03	3.08E-03	3.71E-03	1.33E-03	3.31E-03	9.25E-03
<sup>60</sup> Ni	3.72E-03	3.36E-03	8.71E-04	2.18E-03	6.67E-04	3.88E-04	1.77E-03
<sup>61</sup> Ni	1.58E-04	1.43E-04	4.77E-05	1.59E-04	2.75E-05	2.57E-05	1.55E-04
<sup>62</sup> Ni	1.05E-03	9.50E-04	2.52E-04	7.26E-04	1.70E-04	1.11E-04	1.28E-03
<sup>64</sup> Ni	2.02E-15	4.28E-15	2.93E-16	2.06E-15	6.08E-15	6.49E-16	4.33E-12
<sup>63</sup> Cu	1.18E-06	1.01E-06	4.32E-07	3.00E-06	1.50E-07	1.62E-07	9.09E-06
<sup>65</sup> Cu	9.11E-07	7.17E-07	8.40E-08	7.02E-07	1.42E-07	1.89E-08	5.34E-07
<sup>64</sup> Zn	2.14E-05	1.99E-05	3.89E-06	1.78E-05	3.10E-06	8.79E-07	1.02E-05
<sup>66</sup> Zn	1.63E-05	1.30E-05	4.47E-06	2.08E-05	2.58E-06	9.99E-07	3.09E-05
<sup>67</sup> Zn	2.13E-08	1.54E-08	3.39E-09	6.39E-08	2.95E-09	2.51E-10	1.95E-07
<sup>68</sup> Zn	6.63E-09	7.35E-09	8.36E-10	5.33E-09	9.29E-10	1.20E-10	9.51E-08



**REFERENCES**

1. Anders, E., & Grevesse, N. 1989, *Geochim. Cosmochim. Acta* 53, 197
2. Barkat, Z., & Marom, A. 1990, in *Supernovae*, ed. J.C. Wheeler et al. (World Scientific), p. 95
3. Caughlan, G.R., Fowler, W.A., Harris, M.J., & Zimmerman, B.A. 1985, *Atomic Data & Nuclear Data Tables* 32, 197
4. Caughlan, G.R., & Fowler, W.A. 1988, *Atomic Data & Nucl. Data Tables* 40, 283
5. Hashimoto, M., Nomoto, K., & Shigeyama, T. 1989, *A&A* 210, L5
6. Hashimoto, M., Nomoto, K., Tsujimoto, T., & Thielemann, F.-K. 1993, in *Nuclei in Cosmos*, ed. F. Käppeler & K. Wisshak (Institute Physics Publ.), p. 587
7. Nomoto, K., & Hashimoto, M. 1988, *Phys. Rep.* 163, 13
8. Nomoto, K., Shigeyama, T., Kumagai, S., Yamaoka, H., & Suzuki, T. 1994, in *Supernovae (Les Houches, Session LIV)*, ed. S. Bludman, R. et al. (Elsevier Sci. Publ.), p. 489
9. Nomoto, K., Suzuki, T., Shigeyama, T., Kumagai, S., Yamaoka, H., & Saio, H. 1993, *Nature* 364, 507
10. Prantzos, N., Hashimoto, M., & Nomoto, K. 1990, *A&A* 234, 211
11. Schmidt, B.P. et al. 1993, *AJ* 105, 2236
12. Shigeyama, T., & Nomoto, K. 1990, *ApJ* 360, 242
13. Shigeyama, T., Nomoto, K., Tsujimoto, T. & Hashimoto, M. 1990, *ApJ* 361, L23
14. Shigeyama, T., Suzuki, T., Kumagai, S., Nomoto, K., Saio, H., & Yamaoka, H. 1994, *ApJ* 420, 341
15. Sugimoto, D., & Nomoto, K. 1980, *Space Sci. Rev.* 25, 155
16. Thielemann, F.-K., Hashimoto, M., & Nomoto, K. 1990, *ApJ* 349, 222
17. Thielemann, F.-K., Nomoto, K., & Hashimoto, M. 1996, *ApJ* 460, 408
18. Tsujimoto, T., Nomoto, K., Hashimoto, M., Yanagida, S., & Thielemann, F.-K. 1995, *MNRAS* 277, 945
19. Tsujimoto, T., Iwamoto, K., Hashimoto, M., Nomoto, K., & Thielemann, F.-K. 1993, in *Origin and Evolution of the Elements*, ed. S. Kubono & T. Kajino (World Scientific) p. 50
20. Weaver, T., & Woosley, S.E. 1993, *Phys. Rep.* 227, 65
21. Woosley, S.E., & Weaver, T.A. 1995, *ApJS* 101, 181