

To appear in *The Astrophysical Journal*

The Influence of Bars on Nuclear Activity

Luis C. Ho

Department of Astronomy, University of California, Berkeley, CA 94720-3411

and

Harvard-Smithsonian Center for Astrophysics, 60 Garden St., Cambridge, MA 02138¹

Alexei V. Filippenko

Department of Astronomy, University of California, Berkeley, CA 94720-3411

and

Wallace L. W. Sargent

Palomar Observatory, 105-24 Caltech, Pasadena, CA 91125

ABSTRACT

Gravitational torques induced by a stellar bar on the interstellar medium of a disk galaxy instigate radial inflow of gas toward the central regions of the galaxy. Accordingly, the presence of a bar should reinforce nuclear star formation activity or the fueling of an active galactic nucleus (AGN). We test this hypothesis by comparing the detection rate and intensity of nuclear H II regions and AGNs among barred and unbarred galaxies in a sample of over 300 spirals selected from our recent optical spectroscopic survey of nearby galaxies. The AGN group includes Seyfert nuclei as well as low-ionization nuclear emission-line regions (LINERs).

Among late-type spirals (Sc–Sm), but not early-type (S0/a–Sbc), we observe in the barred group a very marginal increase in the detection rate of H II nuclei and a corresponding decrease in the incidence of AGNs. The minor differences in the detection rates, however, are statistically insignificant, most likely stemming from selection effects and not from a genuine influence from the bar. The presence of a bar seems to have no noticeable impact on the likelihood of a galaxy to host either nuclear star formation or an AGN.

The nuclei of early-type (S0/a–Sbc) barred spirals do exhibit measurably higher star-formation rates than their unbarred counterparts, as indicated by either the luminosity or the equivalent width of H α emission. By contrast, late-type spirals do not show such an effect. These results agree with previous studies and can be explained

¹Present address.

most easily in terms of structural differences between bars in early-type and late-type spirals. Nuclear H II regions spanning a wide range of intensity are found regardless of the presence of a bar, suggesting that a bar is neither a necessary nor a sufficient condition for star formation to occur in galactic nuclei. Other factors, such as the availability of gas, must be equally important.

Bars, on the other hand, have a negligible effect on the strength of the AGNs in our sample, regardless of the Hubble type of the host galaxy. This result confirms similar conclusions reached by other studies based on much smaller samples. Assuming that AGNs are fueled by gas from the interstellar medium of the host galaxy, some inferences concerning the fueling process can be made. We speculate that inner Lindblad resonances, particularly common in barred galaxies with large bulge-to-disk ratios, prevent gas which has been radially transported from large scales from reaching the nucleus. We discuss the feasibility of sustaining the power output of nearby AGNs with debris from tidal disruption of stars by a supermassive black hole, as well as with mass loss from evolved stars, and conclude that such processes should be sufficient to fuel the low-luminosity nuclear sources found in many nearby galaxies.

Subject headings: galaxies: kinematics and dynamics — galaxies: nuclei — galaxies: Seyfert — galaxies: starburst — galaxies: structure — stars: formation

1. Introduction

The search for environmental factors which might influence activity in galaxies has had a long observational and theoretical history (see the many contributions in Sulentic, Keel, & Telesco 1990 and in Shlosman 1994). Much of the effort has focused on the role of galaxy-galaxy interactions in generating activity in galactic nuclei, of which two types commonly are discussed — starburst (H II) nuclei and “nonstellar” active galactic nuclei (AGNs). Numerical simulations indicate that gas flows toward the centers of galaxies in response to tidal perturbations and the resulting dissipation of angular momentum (see Barnes & Hernquist 1992, and references therein). This theoretical prediction qualitatively explains a number of observational findings. Relative to control samples of isolated galaxies, there have been reports of an increased frequency and strength of nuclear star formation in interacting or paired galaxies, a statistically significant excess of companions associated with Seyfert galaxies and low-redshift QSOs, and a higher incidence of AGN and starburst host galaxies with disturbed morphologies (Phinney 1994; Heckman 1994; and references therein).

Besides tidal interactions, the presence of other non-axisymmetric gravitational perturbations, such as those produced by a large-scale stellar bar or an oval distortion, can also induce radial gas inflow. Such a mechanism for fueling nuclear activity has been discussed by Simkin, Su, & Schwarz (1980), Shlosman, Frank, & Begelman (1989), Friedli & Benz (1993), Heller & Shlosman

(1994), among many others. De Jong et al. (1984) noticed that optically-selected barred spirals tend to have higher infrared (IR) luminosities and hotter 100 to 60 μm colors than their unbarred counterparts. Similarly, Hawarden et al. (1986) discovered that more than one-third of barred spirals emit excess radiation at 25 μm relative to unbarred spirals, and although the coarse *IRAS* beam could not reveal the location of the emission within each galaxy, they postulated that the excess emanates from enhanced circumnuclear star formation. Puxley, Hawarden, & Mountain (1988) confirmed through radio observations that the emission is indeed confined mainly to the central 1–3 kpc, and Devereux (1987, 1989) demonstrated that star formation powers most of the activity. Hummel et al. (1990) reached similar conclusions, emphasizing that the enhanced radio emission in the nuclei of barred galaxies is predominantly due to nuclear H II regions and *not* to AGNs.

While it seems well established that bars do in fact help enhance nuclear star formation, at least in a statistical sense, their impact on AGN activity is far less clear. Existing observations have yielded somewhat conflicting results. This paper aims to elucidate further these issues. In agreement with previous studies, we find that nuclear star formation is enhanced only in early-type barred galaxies. Galaxies hosting AGNs, on the other hand, do not appear to be significantly affected by the presence of bars. We argue that AGNs in nearby galaxies might derive most of their power from a combination of tidal disruption and stellar mass loss rather than from gas accreted from the general interstellar medium of the host galaxy. A preliminary discussion of these results was presented by Ho, Filippenko, & Sargent (1996b).

2. Data and Analysis

2.1. Definition of Sample

Our analysis draws from a recently completed optical spectroscopic survey of the nuclei of a large sample of nearby galaxies (Filippenko & Sargent 1985; Ho, Filippenko, & Sargent 1995). The primary goal of the survey is to search for and study low-luminosity AGNs, and it is optimized for the detection of very weak emission-line nuclei. The survey contains probably the largest and most complete sample of emission-line nuclei known for nearby galaxies (Ho, Filippenko, & Sargent 1997b) and is especially well-suited for addressing the issues at hand. In brief, high signal-to-noise ratio, moderate-resolution (2.5–4 Å), long-slit spectra were obtained for a magnitude-limited ($B_T \leq 12.5$ mag) sample of 486 northern (declination $> 0^\circ$) galaxies using the Hale 5-m reflector at Palomar Observatory. Nearly all of the observations were obtained with a $2''$ slit, and the spectra were extracted using an aperture of $2'' \times 4''$, corresponding to physical dimensions of ~ 180 pc \times 360 pc for the typical distances of the galaxies surveyed (median distance = 17.9 Mpc; Ho, Filippenko, & Sargent 1997a).² Full details of the observations, data reductions, and presentation

²We adopt $H_0 = 75 \text{ km s}^{-1} \text{ Mpc}^{-1}$ in this series of papers.

of the spectra are given by Ho et al. (1995), and quantitative measurements of the spectra can be found in Ho et al. (1997a).

We wish to examine the effects of bars on the detection frequency of various categories of emission-line nuclei. Adopting the morphological types given in the Third Reference Catalogue of Bright Galaxies (RC3; de Vaucouleurs et al. 1991), our sample contains roughly equal numbers of unbarred (252/486) and barred (234/486) galaxies, where unbarred objects are those classified as “A” in the RC3 and barred ones are those with types “B” and “AB.” Barred galaxies comprise 56% of the disk galaxies (S0–Im) and 59% of the spiral galaxies (S0/a–Sm) in our sample (Ho et al. 1997a). Our statistics agree with those of Sellwood & Wilkinson (1993), who find that $\sim 60\%$ of field spirals contain bars. The bar fraction varies with Hubble type. Spiral galaxies of types S0/a to Scd show an approximately constant bar fraction of 55%–60%, while those of type Sd and later have a monotonically increasing percentage of barred objects (Fig. 1; see also Table 12 of Ho et al. 1997a). Lenticulars (S0) seem to have a somewhat lower incidence of bars ($\sim 40\%$), although the significance of this result is hard to judge given the known difficulty of identifying AB systems in this class of objects (de Vaucouleurs 1963). Odewahn (1996) reported very similar trends based on a much larger sample of galaxies taken from the RC3.

We exclude S0 galaxies and consider only spirals in this study. For reasons we do not entirely understand, the barred lenticulars in our sample are noticeably less luminous than their unbarred counterparts. The median extinction-corrected absolute blue magnitudes (M_{BT}^0 ; Ho et al. 1997a) of the two groups differ by ~ 0.9 mag. We verified that such an offset does not exist for each of the spiral types. The cumulative distributions of M_{BT}^0 for the SA0 and SB0+SAB0 samples are significantly different according to the Kolmogorov-Smirnov (K-S) test (Press et al. 1986); the probability that the two distributions are drawn from the same population (P_{KS}) is 8.5×10^{-4} . Noguchi (1996) surmises that some barred lenticulars, specifically those having thin bars, may in fact be late-type galaxies depleted of interstellar material. If true, then this might naturally explain why the barred sample is somewhat underluminous compared to the unbarred sample. Because the spectral classification of emission-line nuclei depends strongly on galaxy Hubble type and luminosity (Ho et al. 1997b), we anticipate that the luminosity difference between unbarred and barred lenticulars will artificially enhance the AGN fraction in the unbarred sample. Moreover, as has been noted by van den Bergh (1990) and others, the S0 class seems to be rather ill-defined and may be especially prone to misclassification.

Our definition of spirals encompasses the Hubble types S0/a through Sm, corresponding to $T = 0$ to 9, where T is the numerical morphological index (de Vaucouleurs 1963) as given in the RC3. The decision to include S0/a and Sm (Magellanic spiral) galaxies into the spiral sample is somewhat arbitrary and may not be a universally accepted convention. We chose to do so to maximize the sample size, which in total contains 319 objects (132 unbarred and 187 barred). We have verified that none of our main conclusions are affected by the inclusion of the S0/a and Sm types.

The classifications of the nuclear spectra are taken from Ho et al. (1997a), where details of our methodology can be found. Essentially all the galaxies in the spiral sample (97%) have detectable nuclear emission (Ho et al. 1997b). We recognize four classes of emission-line nuclei, defined by the relative intensity ratios of several prominent, narrow optical emission lines: H II nuclei, Seyfert nuclei, LINERs (low-ionization nuclear emission-line regions; Heckman 1980a), and LINER/H II transition objects. H II nuclei spectroscopically resemble H II regions and therefore must be largely photoionized by O and B stars. The other three groups represent variants of nuclei most likely powered by nonstellar processes; for the present purposes, we will assume that they are all AGNs (see Ho 1996 and Ho, Filippenko, & Sargent 1997d for discussions of the AGN sample). Note that the majority of the nuclei in question have rather low luminosities compared to conventional samples of emission-line nuclei. Our H II nuclei (Ho, Filippenko, & Sargent 1997c), for instance, emit far less line emission than typical “starburst nuclei,” and the AGNs we analyze have much lower power output than those in most AGN catalogs.

There is an important caveat regarding the utility of our data set for the intended application. Emission arising from either star formation or nonstellar activity in the centers of galaxies often extends over a considerable area (e.g., Keel 1983a; Pogge 1989). Barred galaxies of early type, in particular, favor the formation of nuclear rings which in many cases are accompanied by intense star formation (e.g., Telesco, Dressel, & Woltenscroft 1993). The circumnuclear rings coincide with the position of the inner Lindblad resonance (ILR) and typically extend several hundred parsecs from the center. Thus, two-dimensional imaging or spectra taken through a large aperture are required to obtain accurate measurements of the total line emission in such systems. Our spectra, on the other hand, generally probe a limited region surrounding the nucleus ($\sim 200 \times 400 \text{ pc}^2$) and sample only a portion of the emission if it is significantly extended. Although the line measurements of individual objects may carry substantial uncertainty, we believe that the statistical properties of large numbers of objects should be much more reliable, especially when used for comparative purposes such as in contrasting barred and unbarred galaxies.

2.2. Frequency of Nuclear Activity and Presence of a Bar

We begin by inspecting the dependence of the detection rate of AGNs and H II nuclei on the presence of a bar (Table 1 and Fig. 2). When the entire sample of spirals is examined (*solid* histograms), it is apparent that the frequency of H II nuclei in the barred group is slightly higher than that in the unbarred group. The difference has very low statistical significance, although it appears to be real since the effect becomes greater when the unbarred group is compared with the strongly-barred types alone (i.e., omitting SAB objects). By contrast, the frequency of AGNs is actually somewhat *lower* in barred spirals compared to the unbarred spirals. Once again, the trend is more pronounced when we include only the strongly-barred types. The suggested enhancement of the incidence of H II nuclei in barred galaxies, and the opposite effect for AGNs, evidently depends on morphological type. While there are not enough objects to examine each Hubble

type individually, we can form two broad morphological bins: the “early” group consists of types ranging from S0/a to Sbc, and the “late” group spans types Sc to Sm.³ In the early-type sample (*shaded* histograms), no noticeable difference can be seen in the percentage of either H II nuclei or AGNs when the barred and unbarred galaxies are compared, whereas in the late-type sample (*unshaded* histograms) the barred galaxies appear to have a higher fraction of H II nuclei and a lower fraction of AGNs. Again, the effect becomes more apparent for strongly-barred galaxies.

Although the apparent differences just mentioned are not large and formally carry no statistical significance, we would like to understand their origin because they can shed light on possible selection effects present. Four possibilities come to mind. First, if the barred galaxies on average have a larger distance, the fixed slit width of the observations would encompass a larger physical region around the nucleus, thereby increasing the probability that the “nuclear” spectra would be contaminated by emission from circumnuclear star-forming regions. Consequently, for sufficiently strong contaminating emission, the detection rate of H II nuclei would increase and the detection rate of AGNs would decrease. However, this explanation cannot account for our results, since the distances of the barred and unbarred galaxies are very similar, both for the entire sample of spirals and individually for the early-type and late-type groups (Table 2). Second, we tested for possible differences in the distribution of absolute magnitudes of the barred versus unbarred host galaxies, but none were found. A third possibility to note concerns aspect-dependent biases. We find a highly significant difference ($P_{KS} = 0.006$) in the distributions of inclination angles between barred and unbarred spirals (Table 2): unbarred objects are more highly inclined (viewed more edge-on) than barred objects by 6° in the mean and by 9° in the median. The difference persists, although at a lower level of statistical significance, when the sample is divided into early and late types. This interesting bias probably derives from the original morphological classification of the galaxies; one intuitively expects it to be easier to recognize bars in face-on disks than in highly inclined ones. However, a greater fraction of highly inclined disks in the unbarred population should result in higher detection rate of H II nuclei in this sample, and a correspondingly lower one for AGNs, because of the increased probability of intercepting disk or off-nuclear H II regions along the line of sight. Yet, just the opposite is observed, probably because the actual differences in inclination angles are relatively minor.

The fourth and most plausible explanation for the variation in detection rates of emission-line nuclei between barred and unbarred late-type spirals can be traced to the slight differences in the Hubble type distribution in these samples. We already remarked that late-type spirals have a higher bar fraction (Fig. 1). The converse is also true: barred spirals have a higher fraction of late-type objects compared to unbarred spirals in the same range of morphological types. Table 2 shows that among Sc–Sm spirals, the mean and the median T indices of the barred

³A number of studies on barred galaxies (e.g., Elmegreen & Elmegreen 1985, 1989; Combes & Elmegreen 1993; Huang et al. 1996) have found systematic differences in the properties of early-type and late-type systems, with the separation occurring roughly at a Hubble type of Sbc.

systems are about 0.5 units larger than those of the unbarred systems. This result, while only marginally significant according to the K-S test ($P_{\text{KS}} = 0.095$), can probably account for the subtle differences in the detection rates of emission-line nuclei. Since H II nuclei occur preferentially in late-type galaxies (Ho et al. 1997b), one expects to find a higher fraction of H II nuclei, and a correspondingly lower fraction of AGNs, in barred late-type spirals, as observed.

In summary, it appears that the slight enhancement in the frequency of H II nuclei among barred late-type spirals, and the opposite trend for AGNs, can be largely attributed to small differences in the morphological type composition, and *not* to the influence of the bar.

2.3. Strength of Nuclear Activity and Presence of a Bar

Next, we evaluate the effect of a bar on the *strength* of nuclear activity. We use for this purpose the luminosity $[L(\text{H}\alpha)]$ and equivalent width $[\text{EW}(\text{H}\alpha)]$ of the $\text{H}\alpha$ emission line. The majority of the galaxies (75%) were observed under photometric conditions; Ho et al. (1997a) tabulate $L(\text{H}\alpha)$ for these, and they list $\text{EW}(\text{H}\alpha)$ for essentially all the emission-line objects.⁴ The distribution of $L(\text{H}\alpha)$, corrected for internal extinction, for H II nuclei in barred spirals has a tail reaching to much higher luminosities than in unbarred spirals (Fig. 3a; see also Table 3); the cumulative distributions of the two samples are significantly different according to the K-S test ($P_{\text{KS}} = 0.042$). AGNs, on the other hand, do not show such an effect (Fig. 3b); the barred sample does show an enhancement of about a factor of two in $L(\text{H}\alpha)$, both in the mean and in the median, but the difference between the two distributions has a low statistical significance ($P_{\text{KS}} = 0.34$).

A surprising trend emerges if we reexamine the data after dividing the sample, as before, according to Hubble type (Fig. 4; Table 3). For H II nuclei (Fig. 4a), it is apparent that the luminosity enhancement just noted in barred galaxies occurs almost entirely in *early-type* (S0/a–Sbc) systems. The K-S test indicates that the probability that the $L(\text{H}\alpha)$ distributions of the early-type barred and unbarred samples are drawn from the same population is $P_{\text{KS}} = 0.025$; for comparison, the same test for the late-type objects yields $P_{\text{KS}} = 0.72$. AGNs (Fig. 4b) continue not to exhibit any pronounced bar-dependent differences.

The equivalent width of the $\text{H}\alpha$ emission line potentially serves as a better parameter for comparison than $L(\text{H}\alpha)$, since it depends on neither distance nor photometric observing conditions (although the previous caveat concerning the use of a small aperture still applies). Removing the latter restriction also increases the number of objects available for analysis. In H II nuclei, $\text{EW}(\text{H}\alpha)$, defined as the ratio of the flux of $\text{H}\alpha$ emission to the continuum flux at 6563 Å,

⁴As discussed by Ho et al. (1997a) and in § 2.1, the line measurements refer only to the limited spatial scale sampled by the narrow slit of the observations. They are not meant to represent the total quantities in the nuclear region. Broad $\text{H}\alpha$ emission is sometimes present in AGNs. For a more direct comparison between the AGN and H II-nuclei samples, we do not include this component for the AGNs, but we have checked that none of our main conclusions are affected by this choice.

measures the current rate of massive (OB) star formation per unit mass, since old stars usually dominate the red continuum. On the other hand, if the nuclei of barred galaxies experience star formation continuously over an extended period, the red continuum will be enhanced compared to the nuclei of unbarred galaxies, and $\text{EW}(\text{H}\alpha)$ may be a less sharp star-formation indicator than $\text{L}(\text{H}\alpha)$. In practice, however, this appears not to be the case (see below). In luminous AGNs, whose nonstellar optical continuum generally overwhelms the stellar background, $\text{L}(\text{H}\alpha)$ scales linearly with, and can be considered a measure of, the luminosity of the nonstellar continuum (e.g., Yee 1980). However, the red continuum in low-luminosity AGNs comes almost entirely from old stars. If we assume for simplicity that photoionization by the nonstellar radiation produces all of the $\text{H}\alpha$ emission, $\text{EW}(\text{H}\alpha)$ in these sources roughly indicates the luminosity of the AGN (nonstellar) component relative to the normal (stellar) component. Thus, $\text{EW}(\text{H}\alpha)$ can be used as a quantitative measure of the relative level of nonstellar activity in our analysis of the AGN sample.

As was the case for $\text{L}(\text{H}\alpha)$, the distribution of $\text{EW}(\text{H}\alpha)$ differs strongly between barred and unbarred H II nuclei (Fig. 5a; $P_{\text{KS}} = 0.0092$), but not between barred and unbarred AGNs (Fig. 5b; $P_{\text{KS}} = 0.29$). We further confirm that the enhancement in line strength for barred H II nuclei occurs mainly in early-type spirals (Fig. 6a) and that the lack of significant differences between barred and unbarred AGNs persists (Fig. 6b).

While we concluded in § 2.2 that the presence of a bar does not appear to increase the likelihood of a galaxy to host either an H II nucleus or an AGN, the above analysis suggests that a bar *does* enhance the strength or intensity of existing nuclear activity, but *only* for H II nuclei and not for AGNs. Moreover, the elevation in the rate of current star formation appears to favor *early-type* spirals.

3. Interpretation

3.1. Bar-Driven Nuclear Star Formation

Numerical models predict that, even in the absence of other non-axisymmetric perturbations such as tidal encounters with neighboring companions, a bar can be effective in instigating radial inflow of gas toward the center of a galaxy. In these simulations, shocks or cloud-cloud collisions cause gas to pile up along the leading edges of the large-scale stellar bar (Roberts, Huntley, & van Albada 1979; Elmegreen 1988). The resulting asymmetric distribution of the gas with respect to that of the stars causes the latter to exert a gravitational torque on the former, thereby driving the gas inward. If the galaxy has an inner Lindblad resonance (ILR), the gas will collect near the ILR radius, which typically extends several hundred parsecs from the center; in the absence of an ILR, the gas can flow closer to the nucleus (e.g., Athanassoula 1992; Piner, Stone, & Teuben 1995). In either case, gravitational instability in the accumulated gas may then lead to a burst of star formation.

Several previous investigations have emphasized the preponderance of star-formation activity in the centers of barred galaxies and lend observational support to the above theoretical ideas. Using a relatively small sample of nearby galaxies having optical spectra, Heckman (1980b) found marginal evidence for enhanced nuclear star formation in barred galaxies, at the same time noting that LINERs, galaxies containing compact radio cores (which may be regarded as another manifestation of AGNs), and Seyfert nuclei apparently behave differently. That “peculiar” or “hot-spot” nuclei containing circumnuclear H II regions (Sérsic & Pastoriza 1965, 1967) occur almost exclusively in barred galaxies was noted long ago (Sérsic & Pastoriza 1967; Sérsic 1973; but see the criticism by Heckman 1978). Similarly, Huchra (1977) and Balzano (1983) found an excess of barred galaxies among Markarian starbursts. More recent radio (Hummel et al. 1990) and near-IR (Devereux 1987, 1989) studies agree that, while barred galaxies tend to emit more copiously in these wavelength bands and most of the emission is confined to the central region of the galaxies, the “activity” stems mainly from star formation and *not* from an AGN.

The results of our analysis add an important dimension to the observational picture. Because our sample is optically selected, it should be much less biased toward objects undergoing extreme episodes of star formation than is the case for samples chosen by ultraviolet or IR brightness. Thus, we can better ascertain the influence of bars in galaxies more representative of the typical galaxy population. The incidence of nuclear star formation in our sample, irrespective of the bar type of the host galaxy, is already known to be very high (Ho et al. 1997b): over 57% of all spiral galaxies brighter than $B_T = 12.5$ mag have H II nuclei, with the fraction rising to $\sim 80\%$ in spirals with Hubble types Sc and later. However, the level of star formation is generally quite low; the typical H II nucleus has an $H\alpha$ luminosity of only $\sim 2 \times 10^{39}$ ergs s $^{-1}$ (Ho et al. 1997b). This study has shown that the presence of a bar in these galaxies on average does enhance the rate of star formation, as traced by either the luminosity or equivalent width of $H\alpha$ emission, but mainly in early-type systems. On the other hand, the *frequency* of nuclear star formation, as measured by the detection rate of H II nuclei, was found to be unchanged by the presence of a bar. The minor differences observed in the detection rates were attributable to selection effects. In barred galaxies already containing AGNs, therefore, the boosted star formation evidently is insufficiently intense to mask the signature of the nonstellar activity.

That the enhancement of nuclear star formation in our sample takes place preferentially in early-type spirals confirms similar findings reported by Devereux (1987), Dressel (1988), and Huang et al. (1996). As noted by Devereux (1987), the dichotomy between the response of the gas to a bar in spirals of early and late type probably reflects the influence of the bulge-to-disk ratio on the rotation curve and on the relative positions of the primary resonances, as the bulge-to-disk ratio is one of the primary parameters that varies along the spiral sequence. The location of the ILR, if present, roughly coincides with the turnover radius of the rotation curve (e.g., Combes & Elmegreen 1993). Since galaxies with large bulge-to-disk ratios have steeply-rising rotation curves and small turnover radii, an ILR in an early-type disk is expected to be located interior to the bar and close to the nucleus; if a late-type disk contains an ILR, it will likely be found near the

ends of the bar, far from the nucleus (Elmegreen & Elmegreen 1985; Combes & Elmegreen 1993). Thus, if stars in barred galaxies form preferentially at the ILR, the site where the swept-up gas congregates, they are more likely to be detected as *nuclear* star formation in early-type systems. The bulge dominance of a galaxy also influences the length and strength of its bar (Elmegreen & Elmegreen 1985; Combes & Elmegreen 1993; Martin 1995). Early-type spirals tend to have both longer (relative to the galaxy size) and stronger (as parameterized by the bar axial ratio) bars than late-type spirals, where the division between “early” and “late” once again occurs roughly at a Hubble type of Sbc. It is significant that recent numerical simulations suggest that the gas accretion rate in barred galaxies depends sensitively on the bar strength (Athanasoula 1992; Friedli & Benz 1993): stronger bars can drive more gas to the center. Indeed, Martin (1995) observes a correlation between the presence of nuclear star formation and bar strength.⁵ As further support of this picture, we note that the typical electron density (determined from the ratio of [S II] $\lambda 6716$ to [S II] $\lambda 6731$; see Ho et al. 1997a) in the centers of barred early-type galaxies is about a factor of two higher than in unbarred objects, whereas in late-type galaxies the difference is less conspicuous (Table 3).

It is worth noting that our adopted indicators of star-formation activity [$L(\text{H}\alpha)$ and $\text{EW}(\text{H}\alpha)$] span a large range of values both for barred *and* unbarred galaxies. This indicates that the presence of a bar is neither necessary nor sufficient for nuclear star formation to take place, at least not for the levels being considered here. Undoubtedly other factors such as the availability of gas must play a crucial role. One might argue that perhaps galaxies optically classified as unbarred may in fact have bars veiled by obscuring dust. This appears not to always be the case according to Pompea & Rieke (1990), who did not find bars in their near-IR images of about 50% of optically unbarred galaxies having IR characteristics similar to those previously shown to have strong nuclear star formation (Hawarden et al. 1986; Puxley et al. 1988). The near-IR morphological classification of Pompea & Rieke, however, has been criticized recently by Huang et al. (1996; see also Hawarden, Huang, & Gu 1996). The near-IR survey of paired galaxies by Keel, Byrd, & Klarić (1996), on the other hand, similarly finds that bars are not ubiquitous, even though one expects bars to be more common in interacting systems. Neglect of the effects of oval distortions, whose dynamical influence on the gaseous component of the disk is similar to that of a bar (Kormendy 1982), poses another concern. It would be highly desirable to incorporate the effect of ovals once sufficiently large, modern photometric surveys of nearby galaxies become available.

⁵Note that Martin’s (1995) analysis partly utilizes the data presented in Arsenault (1989), and therefore may be subject to the concerns discussed in the next section.

3.2. Implications for Fueling of AGNs

Neither the detection rate nor the emission-line strength of AGNs appears to be influenced by the presence of a bar. This finding applies equally to all spirals as well as to early-type and late-type spirals individually. At first sight, it appears to be at variance with conclusions reached by several past studies. Based on the early observational work of Adams (1977) and Simkin et al. (1980), it is sometimes said that AGNs most frequently occur in barred galaxies (e.g., Shlosman et al. 1989). It must be remembered, however, that both of these early studies were based on rather small galaxy samples, and that only a slight preponderance of barred host galaxies was suggested.

Using a larger sample of objects, Arsenault (1989) reported an overabundance of barred galaxies with inner rings [those classified as SAB(*r*), SAB(*rs*), SB(*r*), or SB(*rs*)] among H II nuclei *and* AGNs. Arsenault compared the sample of emission-line nuclei of Keel (1983b) with a control sample of galaxies apparently lacking emission-line nuclei selected from the survey of Kennicutt & Kent (1983). Objects from the control sample overlapping with Keel’s sample were eliminated, as were those indicated by Kennicutt & Kent as having nuclear H α emission. This comparison is potentially flawed for two reasons. First, the two samples cannot be properly compared because they were observed by different methods. Keel (1983b) based his conclusions on spectra while Kennicutt & Kent (1983) largely used images. (Kennicutt & Kent obtained long-slit spectra for only $\sim 30\%$ of the objects in their sample.) As emphasized by the latter authors, these two methods of observation differ in their detection threshold of emission lines, with spectroscopy being far more sensitive. Moreover, Keel (1983b) explicitly attempted to correct his spectra for stellar absorption, which further enhances the detectability of weak Balmer emission. Given that nearly all spiral nuclei exhibit emission lines at some level (Keel 1983b; Ho et al. 1997b), we seriously doubt that the control sample used by Arsenault (1989) truly lacks emission-line nuclei. The situation is further complicated by the fact that those objects apparently lacking nuclear H α emission in the Kennicutt & Kent survey probably have early Hubble types, since one expects most of such objects to be AGNs (Ho et al. 1997b) which, on average, have much weaker H α emission than H II nuclei (see Fig. 5 and Table 3). This then implies that Arsenault’s control sample probably contains a high fraction of low-luminosity AGNs. As a corollary to these complications, a second objection to the analysis of Arsenault would be that the two samples being compared probably do not have similar distributions of Hubble types, thereby introducing unknown selection effects.

In a deep imaging study, Xanthopoulos & De Robertis (1991) show that apparently isolated Seyfert galaxies invariably possess signs of faint companions, tidal distortions, or bar-like morphologies. How to interpret these results remains unclear, however, since a sample of non-Seyfert galaxies imaged to the same depth is needed for comparison.

We conclude, therefore, that the apparent lack of impact of bars on AGNs does not conflict with existing evidence. In fact, similar findings, albeit based on smaller samples than that available here, have been reported by others (Heckman 1980b; Fricke & Kollatschny 1989; MacKenty 1990).

More recently, McLeod & Rieke (1995) studied in detail the morphological properties of two samples of Seyfert galaxies — one distilled from the CfA redshift survey (Huchra & Burg 1992) and the other drawn from bright, nearby galaxies (Maiolino & Rieke, unpublished). They found no excess of barred galaxies in either sample. Moles, Márquez, & Pérez (1995) did not find an enhanced bar fraction in a sample of AGNs selected from the Véron-Cetty & Véron (1991) catalog and for which they obtained morphological classifications from the RC3, although they suggested that there was an excess of inner rings among the subsample of AGNs lacking bars. However, it is difficult to assess the significance of the latter result without a proper control sample. In their AGN sample, Moles et al. find that 22% of the unbarred objects have inner rings. This does not appear at all unusual, for de Vaucouleurs & Buta (1980) report that the frequency of inner rings in unbarred spirals [SA(r) and SA(rs)] in the Second Reference Catalogue of Bright Galaxies (de Vaucouleurs, de Vaucouleurs, & Corwin 1976) is 43% (for their most reliable sample of angularly large and relatively face-on galaxies). Indeed, it is not obvious why the fraction of inner rings in the Moles et al. sample is so *low*. Clearly, updated statistics of inner rings from the RC3 are required for a proper comparison, and such a study is in progress (Buta 1996).

It has been argued (e.g., Shlosman, Begelman, & Frank 1990; Heckman 1992) that the fraction of barred galaxies may be underestimated in optical catalogs, as the effect of dust obscuration is strong and the old stellar population (which dominates the mass) does not have a large contrast in visible light. Near-IR imaging surveys have indeed discovered bars in several galaxies previously unrecognized as barred at optical wavelengths, but it appears that bars are *not* universally present in AGNs (McLeod & Rieke 1995; see also Mulchaey & Regan 1997).

The requirements for fueling AGNs are more stringent than those for fueling H II nuclei, since angular momentum transport must extend to much smaller radii in the former. Numerical simulations (e.g., Heller & Shlosman 1994) show that a large-scale stellar bar can reduce the angular momentum of the gas by only a factor of ~ 10 . The end product probably leads to concentrations of gas, usually of molecular form, observed in the inner several hundred parsecs of some barred galaxies (Kenney et al. 1992; Kenney 1996). How to further transport the gas to the region of interest for AGNs ($\lesssim 1$ pc) remains a challenge. A number of scenarios have been suggested (e.g., Lin, Pringle, & Rees 1988; Shlosman et al. 1989; Hernquist 1989; Pfenniger & Norman 1990; Wada & Habe 1992, 1995), with the “bars-within-bars” mechanism originally proposed by Shlosman et al. (1989) being widely discussed. When the gaseous disk formed near the nucleus as a result of dissipation by the large-scale stellar bar accumulates a sufficiently large gas fraction, gravitational instabilities can lead to the formation of an inner, secondary gaseous bar. Analogous to the primary bar, the secondary bar drives further inflow, and the whole sequence may be repeated on yet smaller scales (Shlosman et al. 1989, 1990). Although bar-like distributions of molecular gas are known in a few nearby galaxies (e.g., Young & Scoville 1991; Kenney 1996), an insufficient number of galaxies have been mapped using millimeter-wave interferometers to properly assess the statistics of such features. In a similar spirit, Friedli & Martinet (1993) also invoke the formation of a secondary, nuclear bar as a means of transporting

matter to small scales, the crucial difference being that in their model the secondary bar contains both gas *and* stars. However, finding nuclear stellar bars is again nontrivial. Shaw et al. (1995) imaged a sample of large barred spirals in the near-IR and concluded that only approximately 1/3 of those displaying isophote twists might have a genuine nuclear bar. There are, unfortunately, ambiguities in the interpretation of the isophote twists. A secondary bar could be indicated (Friedly & Martinet 1993; Shaw et al. 1995; Wozniak et al. 1995), but isophote twists can also be photometric signatures of an ILR (Shaw et al. 1993; Elmegreen et al. 1996) or of a triaxial bulge (Kormendy 1982).

Given that bars aid the radial transport of gas and that AGNs require fuel to sustain their activity, how, then, do we understand our result that bars apparently do not affect the present level of activity in nearby AGNs? Let us consider some possible explanations.

(1) A crucial element of all the models which invoke gas dissipation to fuel the nucleus is that the gas must constitute a nonnegligible fraction of the total dynamical mass in the central region. For example, in the bars-within-bars models, the gas fraction amounts to $\sim 10\%$ – 20% of the local dynamical mass; likewise, the self-gravitating nuclear disk envisioned by Lin et al. (1988) and Wada & Habe (1995) requires a comparable amount of gas. Since AGNs occur predominantly in host of early to intermediate types, perhaps the centers of these spirals lack sufficient gas for efficient radial transport to take place on nuclear scales. In the few early-type barred spirals which have been studied with sufficient angular resolution, many have molecular gas distributions peaking near the ILR (Young & Scoville 1991; Kenney et al. 1992). N -body simulations (e.g., Combes & Elmegreen 1993) show that an ILR naturally develops in early-type barred galaxies, and that, unlike in late-type barred spirals, it is located interior to the bar. The large-scale radial inflow slows down in the vicinity of the ILR, and the material piles up between the inner and outer ILRs (Athanasoulas 1992). The fate of the gas accumulated in this region is unclear, as mechanisms for driving the gas either inward or outward have been proposed (see discussion in Kenney, Carlstrom, & Young 1993). The apparent lack of increased fueling among the barred AGNs in our study perhaps favors the latter possibility. Thus, we speculate that the reason a bar does not boost the activity of the active nucleus is that the gas never reaches the center, or perhaps does so at a very slow rate. The gas content in the central “cavity” in barred early-type galaxies may be so low that the instability mechanisms proposed for further inflow cannot operate. A meaningful discussion of this point, as well as an observational test of the theoretical models, would require a sensitive, high-resolution molecular-line survey of a representative sample of barred and unbarred spirals spanning a range of Hubble types.

(2) Ironically, the accumulation of a central mass concentration by the action of a bar (or simply the presence of a supermassive black hole) and the concomitant development of a strong and extended ILR can also lead to the *destruction* of the bar (Hasan & Norman 1990; Pfenniger & Norman 1990; Friedli & Benz 1993). Such a regulatory mechanism was proposed by Friedli (1994) to account for the scarcity of luminous AGNs in the current epoch. Although this phenomenon may explain why the frequency of barred and unbarred AGNs is the same, it does not resolve the

quandary that barred and unbarred AGNs currently show activity at the same level. Since the survivability of the bar is thought to depend sensitively on the mass of the central concentration relative to the mass of the stellar disk (Friedli 1994), this scenario may be testable by appropriate kinematic observations.

(3) One might appeal to a duty cycle argument. Suppose that bar-induced inflow is not quasi-continuous, but rather episodic in nature, with the duration between episodes of accretion, or the latency period, lasting on the order of the lifetime of the bar. A similar idea was advanced by Byrd, Sundelius, & Valtonen (1987) to explain the paucity of Seyfert nuclei among galaxies in multiple systems. In the present context, the latency period might be related to the timescale for accumulating a critical amount of gas to initiate the instabilities required for the various mechanisms of radial transport to the nucleus, in conjunction with accretion time itself. In the absence of conditions which lead to bar destruction, bars appear to be long-lived structures (Sellwood & Wilkinson 1993). If the duty-cycle argument holds, it implies that fueling of nearby AGNs on nuclear dimensions must be very slow (e.g., because gas is deficient on the relevant physical scale) or that the proposed mechanisms of radial inflow are more inefficient than assumed.

The considerations discussed above can be bypassed altogether if one dispenses with the notion that gas from the kiloparsec-scale region is the principal source of fuel in AGNs. The idea that fuel may be derived from tidal disruption of *stars* by the central source (presumably a supermassive black hole) was proposed by Hill (1975) and has subsequently been developed extensively (see Rees 1988, Shlosman et al. 1990, and Roos 1992 for reviews). The viability of this mechanism has been criticized on several grounds (Shlosman et al. 1990), principally that the fueling rate required to sustain the prodigious output of luminous QSOs may be too large and that star clusters more compact than have yet been detected are required. Shlosman et al. (1990) further remark that if such compact clusters existed, one would still need to cope with the problem of angular momentum transport implicit in their formation. On the other hand, these objections do not apply to AGNs of *low luminosity*, such as the ones populating nearby galaxies and being considered here. For an efficiency of conversion between matter and energy of $\epsilon = 0.1$, the mass accretion rate required to sustain a luminosity L is $\dot{M} = (\epsilon c^2)^{-1} L = 0.15 (\epsilon/0.1) (L/10^{45} \text{ ergs s}^{-1}) M_{\odot} \text{ yr}^{-1}$. While QSOs typically consume $\dot{M} \approx 10\text{--}100 M_{\odot} \text{ yr}^{-1}$, a Seyfert 2 nucleus such as that of NGC 1068 (Pier et al. 1994) only requires $\sim 0.2 M_{\odot} \text{ yr}^{-1}$, the LINER/Seyfert nucleus in M81 just $\sim 5 \times 10^{-5} M_{\odot} \text{ yr}^{-1}$ (Ho, Filippenko, & Sargent 1996a), and, in the extreme case of the Seyfert 1 nucleus in NGC 4395 (Filippenko & Sargent 1989), a factor of 10 lower than the nucleus of M81. According to Eracleous, Livio, & Binette (1995), one could expect a stellar disruption once every 100–200 years for a black hole mass of $10^6\text{--}10^7 M_{\odot}$; the tidal debris forms an accretion disk capable of sustaining the ionizing radiation of low-luminosity sources for several decades. (These authors considered LINERs, but the exact type of AGN is irrelevant, as long as they have low luminosities.) Their estimates are based on the observed central stellar densities of nearby galaxies and do not depend on the existence of the hypothetical clusters needed for more luminous sources.

In most nearby AGNs, it can be shown that mass loss from the evolution of normal stars in

the vicinity of the nucleus can also provide an appreciable amount of fuel. By only considering stars in the central few parsecs around the nucleus, angular momentum transfer at large scales can be neglected. Modeling the amount of gas retained by a galaxy during the course of its evolution depends on a number of poorly understood processes (Padovani & Matteucci 1993). Using a self-consistent model which successfully reproduces many of the observed properties of elliptical galaxies, Padovani & Matteucci calculated the time dependence of the stellar mass loss rate on the total galaxy luminosity. For a Salpeter initial mass function with lower and upper mass cutoffs of 0.1 and 100 M_{\odot} , respectively, a 15 Gyr system is expected to lose mass at a rate of $\dot{M}_{*} \approx 3 \times 10^{-11} (L/L_{\odot}) M_{\odot} \text{ yr}^{-1}$, where L is measured in the V band; thus, \dot{M}_{*} scales linearly with the luminosity. *Hubble Space Telescope (HST)* images with spatial resolution limits of a few parsecs show that the central regions of many galaxies typically have luminosity densities of $\sim 10^3\text{--}10^4 L_{\odot} \text{ pc}^{-3}$ ($\sim V$ band; Lauer et al. 1995). Assuming that the Padovani & Matteucci calculations can be applied to the nuclei of early-type spirals (whose stellar population is generally old, and, as a rough approximation, resembles that of elliptical galaxies), it seems that mass loss from evolved stars in the central ~ 5 pc can provide most of the fuel for AGNs like M81. A handful of the galaxies imaged by Lauer et al. in addition were found to possess nuclear star clusters with luminosities of $\sim 10^6\text{--}10^7 L_{\odot}$ (within the central few parsecs); if such clusters exist around low-luminosity AGNs, they can also furnish a substantial fraction of the fuel. [In these estimates, we make the simple assumption that *all* of the gas released through mass loss within the central few parsecs gets accreted. In low-luminosity AGNs such as M81 these dimensions roughly correspond to the inner portion of the narrow-line region. In reality, the fraction of the gas actually captured and ultimately accreted is unclear.] Whether such high stellar densities are commonplace in galactic nuclei and whether galaxies hosting AGNs preferentially have higher central stellar densities remain to be seen. We are currently pursuing these issues by systematically studying with the *HST* the morphologies of the central regions of a large sample of nearby galaxies selected from our ground-based survey.

As a first approximation, it appears that the normal stellar component of galactic nuclei alone, either through stellar capture by a supermassive black hole or in combination with stellar mass loss, can supply enough fuel for low-luminosity AGNs. Nevertheless, even in this extreme scenario which neglects the contribution from dissipation of the interstellar component, it remains surprising that bars have no apparent effect on the fueling rate. In the presence of a non-axisymmetric gravitational perturbation, the disruption rate of stars should still be significantly boosted. While in a spherically symmetric potential the replenishment of the stellar-orbit loss cone is limited by the two-body relaxation timescale, Norman & Silk (1983) demonstrate that the loss cone can be refueled much more efficiently in a triaxial gravitational potential. The resulting stellar capture rate may be as much as a factor of ten higher.

4. Conclusions

Using a large sample of emission-line nuclei derived from a spectroscopic survey of nearby galaxies, we investigate the effect of a bar on nuclear star formation and nonstellar activity. Specifically, we focus on the question of whether the frequency and strength of these two types of activity are enhanced in barred spirals compared to unbarred spirals. Numerical simulations indicate that the non-axisymmetric gravitational perturbation of a bar in a disk galaxy serves as an effective agent to remove angular momentum of the gas on large scales. Gas flows toward the central ($\lesssim 1$ kpc) region of the galaxy, where rapid star formation may be initiated. Further inflow to physical scales of relevance for active nuclei may be possible according to different theoretical suggestions.

The incidence of star-forming (H II) nuclei is marginally enhanced in barred (relative to unbarred) late-type spirals (Sc–Sm); this is accompanied by a slight decrease in the detection rate of AGNs in the same range of Hubble types. These small differences, however, which carry no statistical significance, can be attributed to the tendency for the barred sample to be somewhat skewed toward later Hubble types. The presence of a bar has no noticeable effect on the likelihood of galaxies to host nuclear activity. On the other hand, bars do seem to boost the rate of star formation as measured by either the luminosity or the equivalent width of H α emission, although the effect is observed primarily in early-type spirals (S0/a–Sbc). The enhancement of star formation in the centers of early-type barred spirals, previously noted in several studies, can be explained most easily in terms of structural differences of the bars in early and late systems. An early-type system, with a large bulge-to-disk ratio, is expected to have an inner Lindblad resonance interior to the bar and close to the nucleus; in a late-type system, if the resonance exists at all, it is located near the ends of the bar and far from the nucleus. Gas in barred galaxies tends to accumulate near the resonance, and, under suitable conditions, stars may form. Thus, nuclear star formation should be preferentially seen in early-type systems. Furthermore, the relatively larger strength and dimension of bars in early-type systems can lead to greater gas inflow rates, further increasing the probability of star formation in the galaxy centers. Nuclear star formation spans a wide range of intensity in both barred and unbarred galaxies. Although the presence of a bar on average has a positive impact on star formation in the centers of early-type spirals, it should be remembered that it is neither a necessary nor a sufficient condition for star formation to occur.

Galaxies hosting active nuclei behave quite differently. Bars have no obvious impact on the strength of the AGN, reaffirming similar conclusions reached by other studies based on smaller samples. If one postulates that the interstellar medium of the host galaxy provides the bulk of the fuel to AGNs, these results imply at least one of the following: (1) The amount of gas present in the central regions of early-type galaxies (the dominant hosts of AGNs) is insufficient to sustain the various instability mechanisms proposed for radial transport of material to nuclear scales; this may be related to the preponderance of inner Lindblad resonances in early-type galaxies, as the resonances can obstruct further inflow of gas to the nucleus. (2) The presence of a supermassive

black hole in the centers of AGN hosts leads to the destruction of the bar. (3) Bar-induced accretion is episodic, with the length of the duty cycle being comparable to the lifetime of the bar. Some of these hypotheses can be tested with future observations, but none is entirely satisfactory.

These ambiguities can be largely circumvented if nearby AGNs derive their primary fuel supply not from accretion of the large-scale interstellar medium, but rather from the stars immediately surrounding the galaxy nuclei. Although fuel from a purely stellar origin faces difficulties in accounting for luminous QSOs, we argue that it might adequately sustain the luminosities of less powerful sources such as many nearby Seyfert and LINER nuclei. Tidal disruption of stars by a supermassive black hole can feed the central engine, as can mass loss from evolved stars in the vicinity of the nucleus. It remains to be understood, however, why the non-axisymmetric perturbation of a bar does not enhance the rate of stellar disruptions.

The research of L. C. H. is currently funded by a postdoctoral fellowship from the Harvard-Smithsonian Center for Astrophysics. Financial support for this work was provided by NSF grants AST-8957063 and AST-9221365, as well as by NASA grants AR-5291-93A and AR-5792-94A from the Space Telescope Science Institute (operated by AURA, Inc., under NASA contract NAS5-26555). L. C. H. thanks Nick Devereux, Masafumi Noguchi, Ron Buta, Aaron Barth, and Sydney van den Bergh for discussions on barred galaxies. We are grateful to Chris McKee and Hy Spinrad for critically reading an earlier draft of the manuscript, and to Bill Keel, the referee, for helpful comments.

References

- Adams, T. F. 1977, *ApJS*, 33, 19
- Arsenault, R. 1989, *A&A*, 217, 66
- Athanassoula, E. 1992, *MNRAS*, 259, 345
- Balzano, V. A. 1983, *ApJ*, 268, 602
- Barnes, J. E., & Hernquist, L. E. 1992, *ARA&A*, 30, 705
- Buta, R. J. 1996, private communication
- Byrd, G., Sundelius, B., & Valtonen, M. 1987, *A&A*, 171, 16
- Combes, F., & Elmegreen, B. G. 1993, *A&A*, 271, 391
- de Jong, T., et al. 1984, *ApJ*, 278, L67
- de Vaucouleurs, G. 1963, *ApJS*, 8, 31
- de Vaucouleurs, G., & Buta, R. J. 1980, *ApJS*, 44, 451
- de Vaucouleurs, G., de Vaucouleurs, A., & Corwin, H. G., Jr. 1976, *Second Reference Catalogue of Bright Galaxies* (Austin: Univ. of Texas Press)
- de Vaucouleurs, G., de Vaucouleurs, A., Corwin, H. G., Jr., Buta, R. J., Paturel, G., & Fouqué, R. 1991, *Third Reference Catalogue of Bright Galaxies* (New York: Springer) (RC3)
- Devereux, N. A. 1987, *ApJ*, 323, 91
- Devereux, N. A. 1989, *ApJ*, 346, 126
- Dressel, L. L. 1988, *ApJ*, 329, L69
- Elmegreen, B. G. 1988, *ApJ*, 326, 616
- Elmegreen, B. G., & Elmegreen, D. M. 1985, *ApJ*, 288, 438
- Elmegreen, B. G., & Elmegreen, D. M. 1989, *ApJ*, 342, 677
- Elmegreen, D. M., Elmegreen, B. G., Chromey, F. R., Hasselbacher, D. A., & Bissell, B. A. 1996, *AJ*, 111, 1880
- Eracleous, M., Livio, M., & Binette, L. 1995, *ApJ*, 445, L1
- Filippenko, A. V., & Sargent, W. L. W. 1985, *ApJS*, 57, 503
- Filippenko, A. V., & Sargent, W. L. W. 1989, *ApJ*, 342, L11
- Fricke, K. J., & Kollatschny, W. 1989, in *Active Galactic Nuclei*, ed. D. E. Osterbrock & J. S. Miller (Dordrecht: Kluwer), 425
- Friedli, D. 1994, in *Mass Transfer Induced Activity in Galaxies*, ed. I. Shlosman (Cambridge: Cambridge Univ. Press), 268
- Friedli, D., & Benz, W. 1993, *A&A*, 268, 65
- Friedli, D., & Martinet, L. 1993, *A&A*, 227, 27
- Hasan, H., & Norman, C. A. 1990, *ApJ*, 361, 69
- Hawarden, T. G., Huang, J. H., & Gu, Q. S. 1996, in *IAU Colloq. 157, Barred Galaxies*, ed. R. Buta, B. G. Elmegreen, & D. A. Crocker (San Francisco: ASP), 54

- Hawarden, T. G., Mountain, C. M., Leggett, S. K., & Puxley, P. J. 1986, *MNRAS*, 221, 41P
- Heckman, T. M. 1978, *PASP*, 90, 241
- Heckman, T. M. 1980a, *A&A*, 87, 152
- Heckman, T. M. 1980b, *A&A*, 88, 365
- Heckman, T. M. 1992, in *Testing the AGN Paradigm*, ed. S. Holt, S. Neff, & M. Urry (New York: AIP), 595
- Heckman, T. M. 1994, in *Mass Transfer Induced Activity in Galaxies*, ed. I. Shlosman (Cambridge: Cambridge Univ. Press), 234
- Heller, C. H., & Shlosman, I. 1994, *ApJ*, 424, 84
- Hernquist, L. 1989, *Nature*, 340, 687
- Hill, J. G. 1975, *Nature*, 254, 295
- Ho, L. C. 1996, in *The Physics of LINERs in View of Recent Observations*, ed. M. Eracleous, et al. (San Francisco: ASP), 103
- Ho, L. C., Filippenko, A. V., & Sargent, W. L. W. 1995, *ApJS*, 98, 477
- Ho, L. C., Filippenko, A. V., & Sargent, W. L. W. 1996a, *ApJ*, 462, 183
- Ho, L. C., Filippenko, A. V., & Sargent, W. L. W. 1996b, in *IAU Colloq. 157, Barred Galaxies*, ed. R. Buta, B. G. Elmegreen, & D. A. Crocker (San Francisco: ASP), 188
- Ho, L. C., Filippenko, A. V., & Sargent, W. L. W. 1997a, *ApJS*, in press
- Ho, L. C., Filippenko, A. V., & Sargent, W. L. W. 1997b, *ApJ*, in press
- Ho, L. C., Filippenko, A. V., & Sargent, W. L. W. 1997c, *ApJ*, in press
- Ho, L. C., Filippenko, A. V., & Sargent, W. L. W. 1997d, in preparation
- Huang, J. H., Gu, Q. S., Su, H. J., Hawarden, T. G., Liao, X. H., & Wu, G. X. 1996, *A&A*, 313, 13
- Huchra, J. P. 1977, *ApJS*, 35, 171
- Huchra, J. P., & Burg, R. 1992, *ApJ*, 393, 90
- Hummel, E., van der Hulst, J. M., Kennicutt, R. C., Jr., Keel, W. C. 1990, *A&A*, 236, 333
- Keel, W. C. 1983a, *ApJ*, 268, 632
- Keel, W. C. 1983b, *ApJ*, 269, 466
- Keel, W. C., Byrd, G. G., & Klarić, M. 1996, in *IAU Colloq. 157, Barred Galaxies*, ed. R. Buta, B. G. Elmegreen, & D. A. Crocker (San Francisco: ASP), 360
- Kenney, J. D. 1996, in *IAU Colloq. 157, Barred Galaxies*, ed. R. Buta, B. G. Elmegreen, & D. A. Crocker (San Francisco: ASP), 150
- Kenney, J. D., Carlstrom, J. E., & Young, J. S. 1993, *ApJ*, 418, 687
- Kenney, J. D. P., Wilson, C. D., Scoville, N. Z., Devereux, N. A., & Young, J. S. 1992, *ApJ*, 395, L79
- Kennicutt, R. C., & Kent, S. M. 1983, *AJ*, 88, 1094

- Kormendy, J. 1982, in *Morphology and Dynamics of Galaxies*, ed. L. Martinet & M. Mayor (Geneva: Geneva Observatory), 115
- Lauer, T. R., et al. 1995, *AJ*, 110, 2622
- Lin, D. C., Pringle, J. E., & Rees, M. J. 1988, *ApJ*, 328, 103
- MacKenty, J. W. 1990, *ApJS*, 72, 231
- Martin, P. 1995, *AJ*, 109, 2428
- McLeod, K. K., & Rieke, G. H. 1995, *ApJ*, 441, 96
- Moles, M., Márquez, I., & Pérez, E. 1995, *ApJ*, 438, 604
- Mulchaey, J. S., & Regan, M. W. 1997, *ApJ*, in press
- Noguchi, M. 1996, *ApJ*, 469, 605
- Norman, C., & Silk, J. 1983, *ApJ*, 266, 502
- Odewahn, S. C. 1996, in *IAU Colloq. 157, Barred Galaxies*, ed. R. Buta, B. G. Elmegreen, & D. A. Crocker (San Francisco: ASP), 30
- Padovani, P., & Matteucci, F. 1993, *ApJ*, 416, 26
- Pfenniger, D., & Norman, C. 1990, *ApJ*, 363, 391
- Phinney, E. S. 1994, in *Mass Transfer Induced Activity in Galaxies*, ed. I. Shlosman (Cambridge: Cambridge Univ. Press), 1
- Pier, E. A., Antonucci, R., Hurt, T., Kriss, G., & Krolik, J. 1994, *ApJ*, 428, 124
- Piner, B. G., Stone, J. M., & Teuben, P. J. 1995, *ApJ*, 449, 508
- Pogge, R. W. 1989, *ApJS*, 71, 433
- Pompea, S. M., & Rieke, G. H. 1990, *ApJ*, 356, 416
- Press, W. H., Flannery, B. P., Teukolsky, S. A., & Vetterling, W. T. 1986, *Numerical Recipes* (Cambridge: Cambridge Univ. Press)
- Puxley, P. J., Hawarden, T. G., & Mountain, C. M. 1988, *MNRAS*, 231, 465
- Rees, M. J. 1988, *Nature*, 333, 523
- Roberts, W. W., Jr., Huntley, J. M., & van Albada, G. D. 1979, *ApJ*, 233, 67
- Roos, N. 1992, *ApJ*, 385, 108
- Sellwood, J. A., & Wilkinson, A. 1993, *Rep. Prog. Phys.*, 56, 173
- Sérsic, J. L. 1973, *PASP*, 85, 103
- Sérsic, J. L., & Pastoriza, M. 1965, *PASP*, 77, 287
- Sérsic, J. L., & Pastoriza, M. 1967, *PASP*, 79, 152
- Shaw, M., Combes, F., Axon, D., & Wright, G. S. 1993, *A&A*, 273, 31
- Shaw, M., Axon, D., Probst, R., & Gatley, I. 1995, *MNRAS*, 274, 369
- Shlosman, I., ed., *Mass Transfer Induced Activity in Galaxies* (Cambridge: Cambridge Univ. Press)
- Shlosman, I., Begelman, M. C., Frank, J. 1990, *Nature*, 345, 679

- Shlosman, I., Frank, J., & Begelman, M. C. 1989, *Nature*, 338, 45
- Simkin, S. M., Su, H. J., & Schwarz, M. P. 1980, *ApJ*, 237, 404
- Sulentic, J. W., Keel, W. C., & Telesco, C. M., eds., *Paired and Interacting Galaxies* (NASA CP-3098)
- Telesco, C. M., Dressel, L. L., & Woltenscroft, R. D. 1993, *ApJ*, 414, 120
- van den Bergh, S. 1990, *ApJ*, 346, 57
- Véron-Cetty, M.-P., & Véron, P. 1991, *A Catalog of Quasars and Active Nuclei* (ESO Scientific Rep. 10)
- Wada, K., & Habe, A. 1992, *MNRAS*, 258, 82
- Wada, K., & Habe, A. 1995, *MNRAS*, 277, 433
- Xanthopoulos, E., & De Robertis, M. M. 1991, *AJ*, 102, 1980
- Yee, H. K. C. 1980, *ApJ*, 241, 894
- Young, J. S., & Scoville, N. Z. 1991, *ARA&A*, 29, 581
- Wozniak, H., Friedli, D., Martinet, L., Martin, P., & Bratschi, P. 1995, *A&AS*, 111, 115

TABLE 1
FREQUENCY OF H II NUCLEI AND AGNs IN BARRED AND UNBARRED GALAXIES

	All		Unbarred		Barred		Strongly Barred	
	<i>N</i>	<i>P</i> (%)	<i>N</i>	<i>P</i> (%)	<i>N</i>	<i>P</i> (%)	<i>N</i>	<i>P</i> (%)
Total S0/a–Sm	319	...	132	...	187	...	79	...
H II Nuclei	181	56.7	70	53.0	111	59.4	50	63.3
AGNs	129	40.4	56	42.4	73	39.0	26	32.9
Total S0/a–Sbc	180	...	78	...	102	...	42	...
H II Nuclei	69	38.3	30	38.5	39	38.2	17	40.5
AGNs	105	58.3	45	57.7	60	58.8	22	52.4
Total Sc–Sm	139	...	54	...	85	...	37	...
H II Nuclei	112	80.6	40	74.1	72	84.7	33	89.2
AGNs	24	17.3	11	20.4	13	15.3	4	10.8

NOTE.—“Strongly barred” galaxies refer to those classified in the RC3 as “B” and “barred” is the sum of those classified as “B” and “AB.”

TABLE 2
PROPERTIES OF THE BARRED AND UNBARRED SPIRALS WITH EMISSION-LINE NUCLEI^a

Parameter	Unbarred (All Spirals)		Barred (All Spirals)		Unbarred (S0/a-Sbc)		Barred (S0/a-Sbc)		Unbarred (Sc-Sm)		Barred (Sc-Sm)	
Number	132		187		78		102		54		85	
Distance (Mpc)	21.4	17.4	22.4	18.7	23.2	20.0	23.9	20.6	18.8	17.0	20.7	17.3
$M_{B_T}^0$ (mag)	-20.1	-20.2	-20.2	-20.2	-20.3	-20.3	-20.4	-20.4	-19.7	-20.0	-19.9	-20.0
Hubble type (T index)	3.7	4.0	4.1	4.0	2.5	3.0	2.5	3.0	5.6	5.0	6.0	5.5
Inclination angle (deg.)	55	57	49	48	56	58	50	49	53	57	54	48

^aThe first and second entries in each column give the mean and median value, respectively.

TABLE 3
EMISSION-LINE PROPERTIES^a

Parameter	Unbarred (All Spirals)		Barred (All Spirals)		Unbarred (S0/a-Sbc)		Barred (S0/a-Sbc)		Unbarred (Sc-Sm)		Barred (Sc-Sm)	
H II Nuclei												
Number	70	56	111	94	30	23	39	35	40	33	72	59
H α luminosity (10^{38} ergs s $^{-1}$) ^b	56.2	16.9	258.4	19.1	73.9	42.7	418.4	102.3	43.7	8.5	163.6	8.3
H α equivalent width (Å)	35.6	9.7	53.1	22.0	19.9	10.4	29.9	23.5	46.9	9.7	65.9	19.6
Electron density (cm $^{-3}$)	123	70	212	165	152	106	282	247	102	54	174	79
AGNs												
Number	56	37	73	51	45	28	60	44	11	9	13	7
H α luminosity (10^{38} ergs s $^{-1}$) ^b	40.3	6.6	95.6	14.5	38.6	11.5	75.9	19.9	45.6	1.3	218.9	1.5
H α equivalent width (Å)	13.6	2.4	5.9	2.8	9.0	2.4	6.9	3.3	17.6	4.4	4.8	2.1
Electron density (cm $^{-3}$)	254	273	312	247	336	273	338	286	429	198	174	145

^aThe first and second entries in each column give the mean and median value, respectively, with the exception to the row showing the number of objects, where the first entry refers to the total number of galaxies in the category of the column and the second entry to the number of galaxies having photometric calibration. The latter objects were used to determine the statistics of the H α luminosity.

^bCorrected for Galactic and internal reddening.

Figure Captions

Fig. 1. — The percentage of barred galaxies as a function of Hubble type for 417 lenticular (S0) and spiral (S0/a–Sm) galaxies. The *dotted* line shows the weakly-barred systems (SAB), the *dashed* line the strongly-barred systems (SB), and the *solid* line both types combined (SAB+SB). The error bars simply reflect counting statistics and are given by $[f(1-f)/N]^{1/2}$, where f is the fraction of objects belonging to a particular bin and N is the total number of objects in that bin. The three groups are slightly shifted along the abscissa for clarity. The bottom scale gives the Hubble types, and the top scale the corresponding numerical T indices. The types were slightly binned as follows: “S0” = S0, “Sa” = S0/a–Sab, “Sb” = Sb–Sbc, “Sc” = Sc–Scd, “Sd” = Sd–Sdm, and “Sm” = Sm.

Fig. 2. — Dependence of the detection rates of H II nuclei and AGNs on the morphology of spiral galaxies (Table 1). The group labeled “strongly barred” includes only galaxies classified as “SB,” while the group labeled “barred” includes both “SB” and “SAB” classifications. The *solid* histograms include all spirals (S0/a–Sm), the *shaded* histograms only early-type spirals (S0/a–Sbc), and the *unshaded* histograms only late-type (Sc–Sm) spirals.

Fig. 3. — Distribution of extinction-corrected H α luminosities (Ho et al. 1997a) for (a) H II nuclei and (b) AGNs. The top and bottom panels show barred and unbarred galaxies, respectively. The bins are separated by 0.25 in logarithmic units.

Fig. 4. — Distribution of extinction-corrected H α luminosities for (a) H II nuclei and (b) AGNs. The two top panels in each case show barred and unbarred galaxies for early-type spirals (S0/a–Sbc), and the two bottom panels show late-type spirals (Sc–Sm). The bins are separated by 0.25 in logarithmic units.

Fig. 5. — Distribution of H α equivalent widths (Ho et al. 1997a) for (a) H II nuclei and (b) AGNs. The top and bottom panels show barred and unbarred galaxies, respectively. The bins are separated by 2 Å, and the last bin contains all objects with $\text{EW}(\text{H}\alpha) > 30$ Å.

Fig. 6. — Distribution of H α equivalent widths for (a) H II nuclei and (b) AGNs. The two top panels in each case show barred and unbarred galaxies for early-type (S0/a–Sbc) spirals, and the two bottom panels show late-type (Sc–Sm) spirals. The bins are separated by 2 Å, and the last bin contains all objects with $\text{EW}(\text{H}\alpha) > 30$ Å.

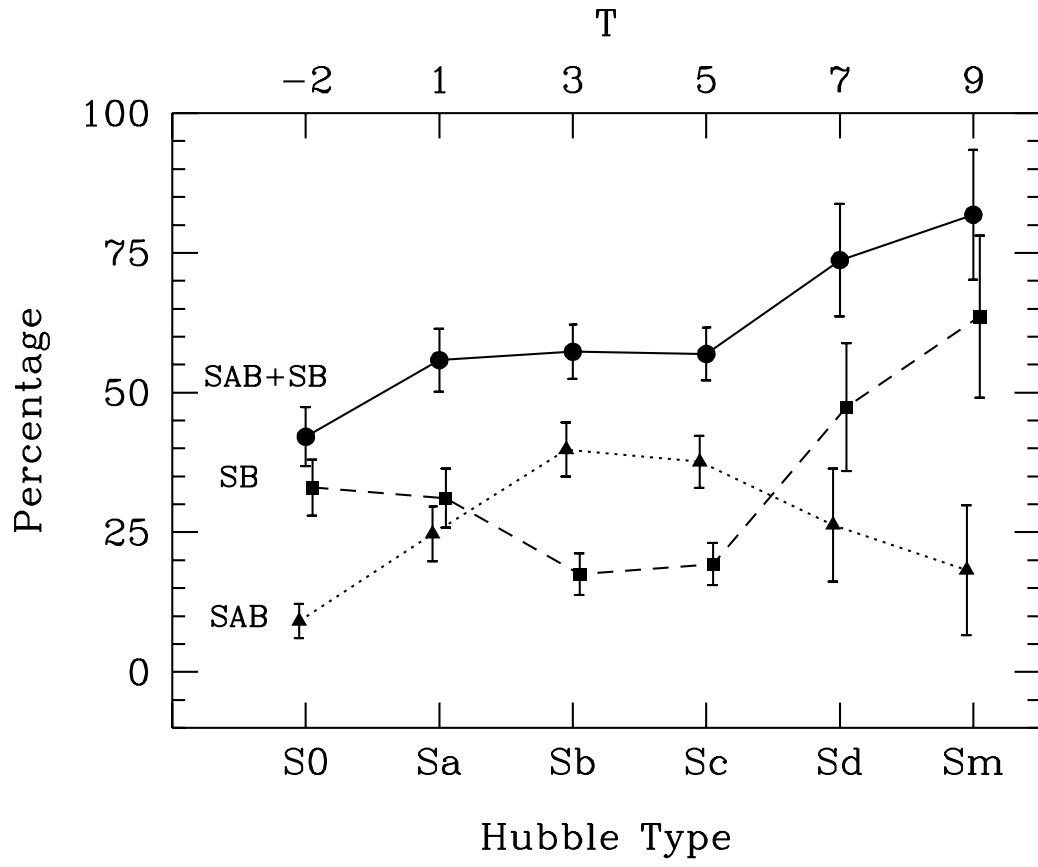


Fig. 1.—

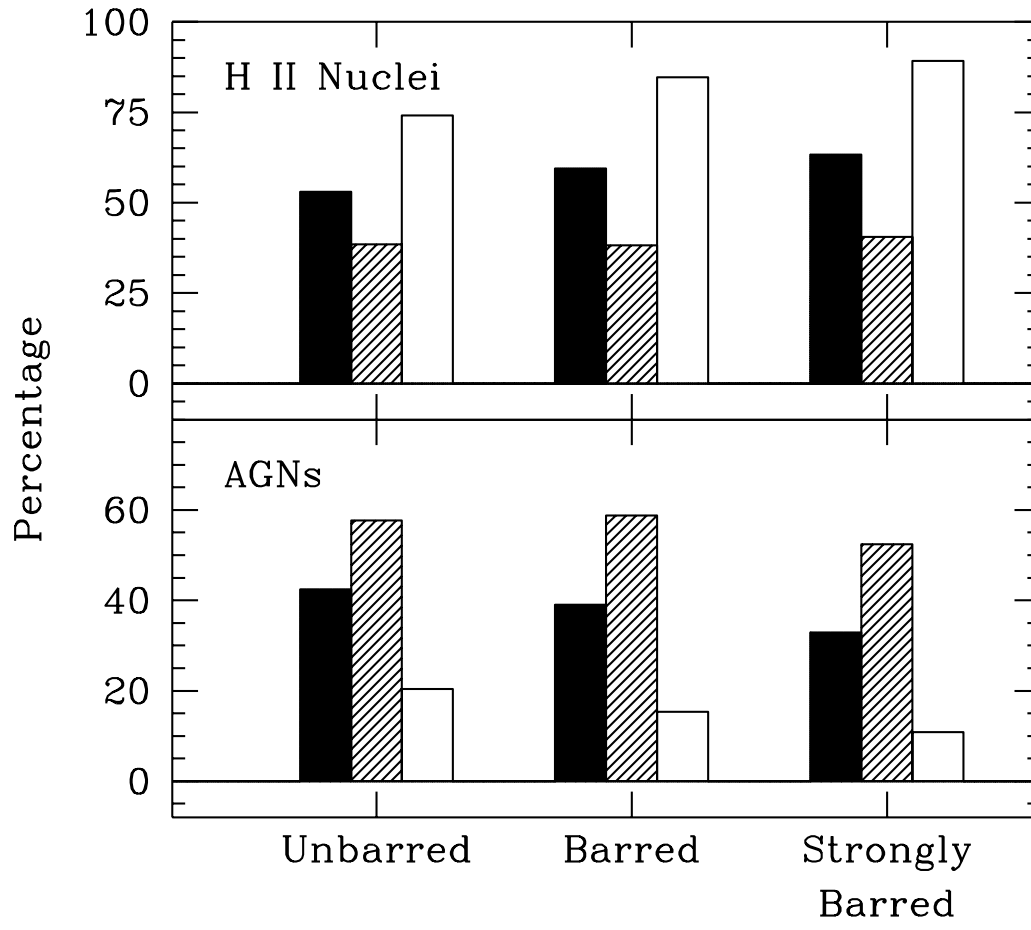


Fig. 2.—

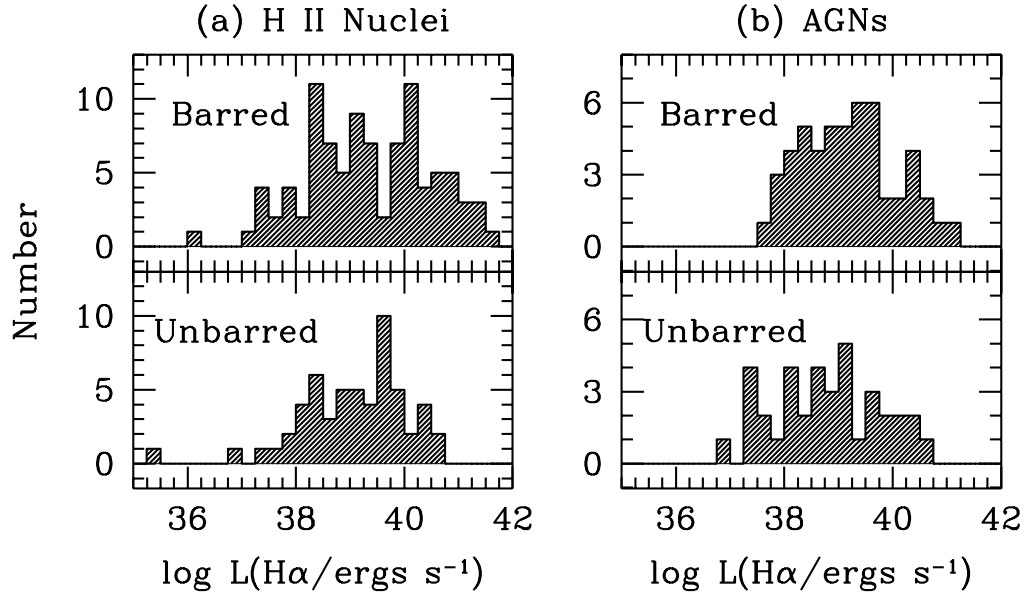


Fig. 3.—

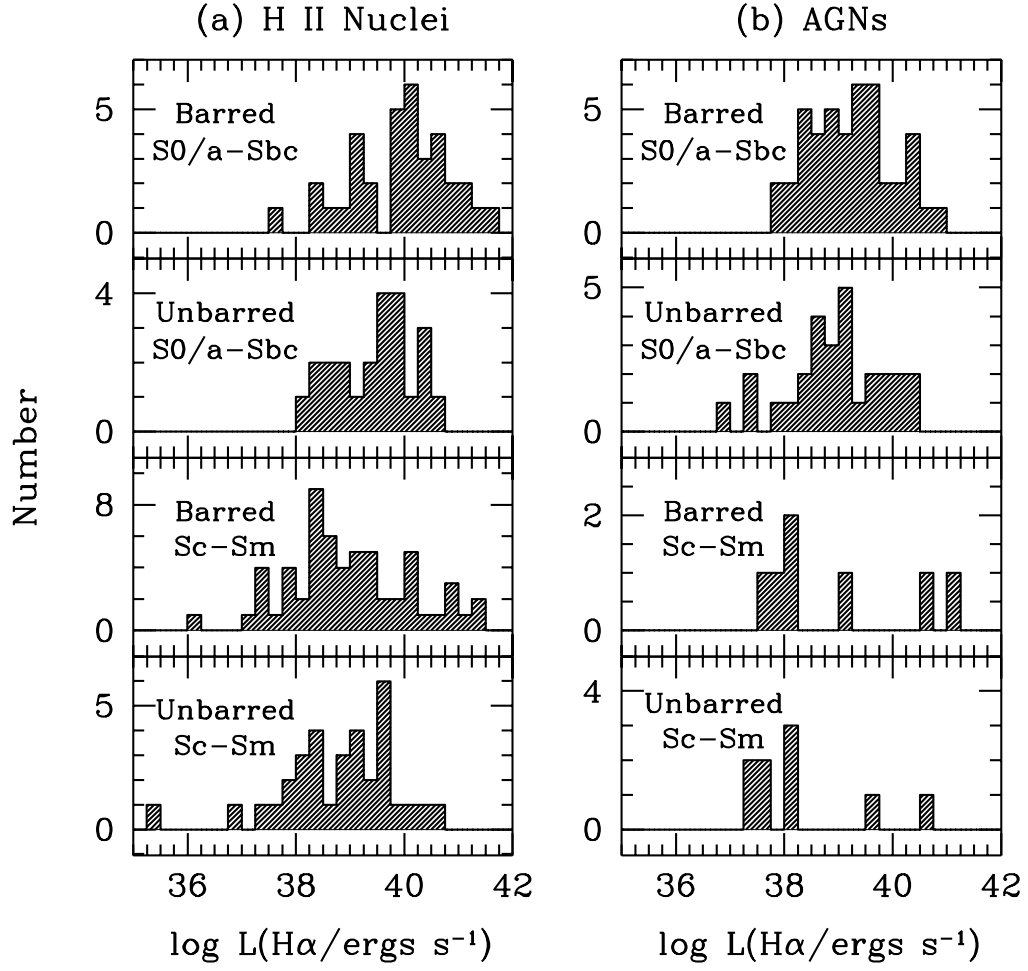


Fig. 4.—

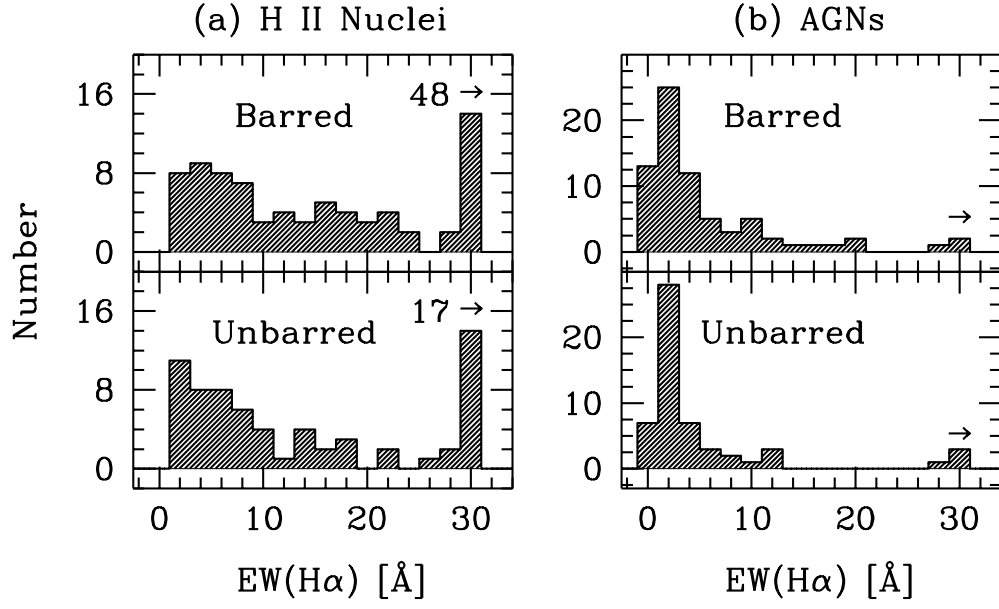


Fig. 5.—

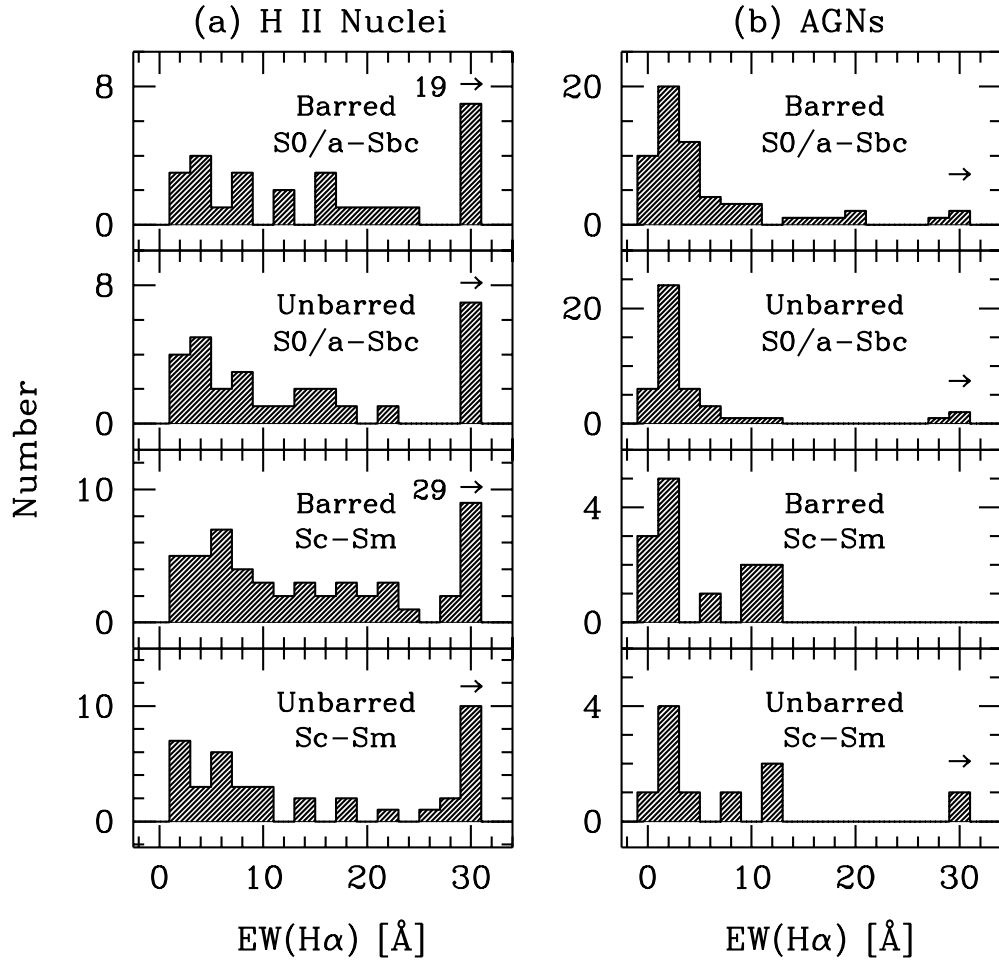


Fig. 6.—