

Optical Appearance of the Debris of a Star Disrupted by a Massive Black Hole

Abraham Loeb¹ and Andrew Ulmer²

1. Astronomy Department, Harvard University, 60 Garden St., Cambridge, MA 02138
2. Princeton University Observatory, Peyton Hall, Princeton, NJ 08544

ABSTRACT

We show that the disruption of a star by a $\sim 10^6 M_\odot$ black hole in a galactic nucleus could under favorable circumstances produce an optically-thick envelope that radiates with a thermal spectrum at the Eddington limit, $\sim 10^{44}$ erg s⁻¹, for tens of years. The low apparent temperature of this envelope, $\sim 10^4$ K, would be easily detectable in optical surveys. If most galaxies harbor a massive black hole at their center, then the Sloan Digital Sky Survey might find hundreds of galaxies with nuclear activity of this type. Because the envelope is driven to shine near the Eddington limit, a measurement of the source redshift and total luminosity could yield the black hole mass.

Subject headings: cosmology: theory – quasars

submitted to *The Astrophysical Journal*, March 1997

1. Introduction

At present there is strong evidence, based on stellar kinematics and gas dynamics, for the existence massive black holes in the centers of most nearby galaxies (Rees 1997, and references therein). One of the signatures of a $\gtrsim 10^6 M_\odot$ black hole in a galactic core is that stars on nearly radial orbits would be tidally disrupted by the black hole every $\sim 10^4$ yr. The impact parameter required for the disruption of solar-type stars is small, $\sim 25(M_{\text{bh}}/10^6 M_\odot)^{-2/3}$ Schwarzschild radii, where M_{bh} is the black hole mass. As a result of the disruption process, about half of the stellar mass remains bound. After the first passage of the star, the debris forms an elongated stream of gas which later spreads out, intersects itself, and dissipates its orbital kinetic energy into heat (Lacy, Townes, & Hollenbach 1982; Rees 1988; Evans & Kochanek 1989; Canizzo, Lee, & Goodman 1990; Laguna et al. 1993). Because of the large range of densities and distance scales involved, the details of this supersonic dissipation process are, by and large, still uncertain (for recent discussions, see Khokhlov, Novikov, & Pethick 1993; Kochanek 1994; Frohlov et al. 1994). Generally, one expects the dissipation of the orbital energy to last several dynamical times (\sim months) and to eventually arrange the gas in an optically-thick cloud around the black hole. Since much of the debris is marginally bound, the dissipation of orbital energy heats the gas close to its virial energy. Near pericenter, shocks may organize the high entropy debris into a thick rotating torus, which would be dominated by radiation pressure (Rees 1988). In this process some material is ejected out of the orbital plane. Further away from pericenter, rotation is less important and the strong radiation pressure, could disperse the marginally bound gas into a quasi-spherical configuration. The accretion of gas from the bound debris cloud onto the black hole releases energy in radiation and defines the observable signature of this event. For the purpose of designing observing strategies for tidal disruption events, it is of fundamental importance to know the expected luminosity and spectral band of the resulting radiation.

A radiation-pressure dominated torus which accretes onto a massive black hole, is expected in its simplest form to produce mostly UV photons with energies $\sim 10^2$ eV, and relatively little flux (with a bolometric correction of ~ 7 mag) in the optical band (Ulmer 1997). Based on this fact, one might conclude that *optical* detection of disruption events is a difficult task. In this paper we show, however, that much of the radiation emitted by the inner torus could be processed through a surrounding gaseous envelope, and finally be seen by an external observer in the optical band. If the torus shines near the Eddington limit, then the infall of gas from the surrounding debris cloud would be moderated by radiation pressure. The hard UV radiation produced in the torus would then be processed through a thick layer of gas, degraded to low photon energies, and eventually emitted from a photosphere in the optical-UV band. Since the disrupted star was initially on a nearly radial orbit, the angular momentum of its debris has little dynamical significance at large radii, where much of the marginally-bound envelope resides. The outer geometry of the envelope would therefore be close to spherical, whereas its base near the torus would deviate from sphericity due to rotation (see Fig. 1). The conversion of debris mass into radiation in the torus would fuel the surrounding envelope, in much the same way as nuclear reactions energize

stellar interiors. At the same time, the luminosity of the torus would be controlled by its feeding rate from the surrounding envelope as long as the envelope contains most of the debris mass. Under these circumstances, the surrounding envelope might approach a steady state, in which the interplay between gravity and radiation pressure provides a stabilizing feedback; a fluctuation which increases the luminosity above the Eddington limit would result in an outflow and hence reduce the accretion luminosity, while a sub-Eddington fluctuation would increase the infall rate and hence bring the luminosity back to its equilibrium value (Cowie, Ostriker, & Stark 1978). The structure of such an envelope is simplified by the fact that a fully ionized gas which is dominated by Thomson opacity and radiation pressure tends to approach a uniform entropy state. Since gravity is fixed by the massive black hole, the envelope will then obtain a universal (polytropic) density profile. The observed properties of this envelope will depend only on the masses of the black hole and the debris. Furthermore, the Eddington luminosity depends solely on the black hole mass, and if an approximate distance were known to the source, (e.g. through a redshift), then the black hole mass could be measured.

The geometry of the above configuration is similar to that of a Thorne-Żytkow Object (TŻO, Thorne & Żytkow 1975), which is a red supergiant with a neutron star core. However, there are a number of important physical differences between the systems. In the envelope we consider, the gravitational force is fixed by the central point mass whereas the envelope of a TŻO provides most of its total mass. Secondly, the interior temperatures and densities in our models are not sufficiently high to produce pairs or significant nuclear fusion, as is the case for TŻOs with envelopes more massive than $\sim 10M_{\odot}$. Our envelopes are powered by gravitational energy, more similarly to low mass TŻOs.

The existence of a steady, spherical, optically-thick envelope around the black hole should be regarded as the most optimistic expectation for the optical appearance of a disruption event. Our model can therefore be used to motivate searches for the most luminous disruption events in the local population of galaxies.

The outline of this paper is as follows. In §2 we derive the universal density profile and effective temperature of an Eddington envelope around a massive black hole. We examine the self-consistency condition for the existence of this steady state and estimate its lifetime. We show that the required radiative efficiency can naturally be supplied by an accreting torus near the black hole. Section 3 examines the observational signatures of the Eddington envelopes. Finally, §4 summarizes the main conclusions of this work.

2. Structure of an Eddington Envelope around a Massive Black Hole

We consider the envelope of high-entropy gas that might form around a massive black hole of mass M_{bh} as a result of the tidal disruption of a star. The envelope is dominated by Thomson opacity, because at its characteristically low densities ($\lesssim 10^{-12}$ g cm $^{-3}$), the bound-bound,

bound–free, and free–free opacities are relatively unimportant (Lamers & Burger 1989). We denote the mass of the stellar debris that is bound to the black hole by M_\star (\sim half of the initial mass of the star). Our underlying assumption is that the cooling time of the bound gas is much longer than its dynamical time, so that the envelope relaxes to a steady–state configuration. The self–consistency of this assumption will be demonstrated later. We also assume that radiation pressure dominates over gas pressure, because of the high temperature achieved through dissipation of the orbital energy of the marginally bound debris. Based on the equations of hydrostatic equilibrium and radiative transfer, steady radiative envelopes of this type must have a constant ratio of gas pressure to total pressure or a uniform entropy (Eddington models). With radiation domination and uniform entropy, the radiation pressure, p_{rad} , is expressed in terms of the mass density of the gas ρ_{gas} ,

$$P_{\text{rad}} = K \rho_{\text{gas}}^{4/3}, \quad (1)$$

where $K = \text{const}$ is related to the entropy of the gas. The hydrostatic equilibrium equation

$$\frac{GM_{\text{bh}}}{r^2} = -\frac{1}{\rho_{\text{gas}}} \frac{\partial P_{\text{rad}}}{\partial r} = -4K \frac{\partial \rho_{\text{gas}}^{1/3}}{\partial r}, \quad (2)$$

admits the solution,

$$\rho_{\text{gas}} = \left(\frac{GM_{\text{bh}}}{4K} \right)^3 \frac{1}{r^3}. \quad (3)$$

The total mass of the envelope is then,

$$M_\star = 4\pi \int_{R_{\text{in}}}^{R_{\text{out}}} \rho_{\text{gas}} r^2 dr = \left(\frac{GM_{\text{bh}}}{4K} \right)^3 4\pi \ln \left(\frac{R_{\text{out}}}{R_{\text{in}}} \right), \quad (4)$$

and so we may write

$$\rho_{\text{gas}} = \left[\frac{M_\star}{4\pi \ln(R_{\text{out}}/R_{\text{in}})} \right] \frac{1}{r^3}, \quad (5)$$

where R_{out} and R_{in} are the inner and outer radii of the envelope. We set the inner radius to be of order the pericenteric radius for the parent star orbit. The condition for tidal disruption implies,

$$R_{\text{in}} \approx R_\star \left(\frac{M_{\text{bh}}}{M_\star} \right)^{1/3} \sim 10^{13} \left(\frac{M_{\text{bh}}}{10^6 M_\odot} \right)^{1/3} \text{ cm}, \quad (6)$$

where $R_\star \sim R_\odot$ is the initial radius of the disrupted star. The exact value of R_{in} is of little importance since it enters only logarithmically into our final results.

The hydrostatic equilibrium equation (1) holds only out to the radius where the radiation is trapped, and so we associate the outer radius of the envelope with the photospheric condition,

$$\frac{\sigma_{\text{T}}}{\mu_e m_p} \int_{R_{\text{out}}}^{\infty} \rho_{\text{gas}} dr = 1, \quad (7)$$

where σ_{T} is the Thomson cross–section, m_p is the proton mass, and μ_e is the mean atomic weight per electron. For a hydrogen mass fraction, $X = 0.74$, $\mu_e \approx 2/(1 + X) = 1.15$. This implies,

$$R_{\text{out}} \approx \left[\frac{\sigma_{\text{T}} M_\star}{8\pi \mu_e m_p \ln(R_{\text{out}}/R_{\text{in}})} \right]^{1/2} \approx 1.7 \times 10^{15} \left(\frac{M_\star}{0.5 M_\odot} \right)^{1/2} \text{ cm}. \quad (8)$$

This result is only approximate, since equation (5) does not strictly hold past the photosphere. Nevertheless, the steep dependence of the optical depth on radius ($\propto r^{-2}$) interior to the photosphere, implies that the actual location of the outer radius could not differ much from this value.

The flux of radiation at each radius is obtained from the radiative transfer equation

$$F(r) \equiv \frac{L}{4\pi r^2} = -\frac{\mu_e m_p c}{\sigma_T \rho_{\text{gas}}} \frac{\partial P_{\text{rad}}}{\partial r}, \quad (9)$$

and so equation (2) implies that the luminosity of the envelope equals the Eddington limit,

$$L = L_E \equiv \frac{4\pi G \mu_e m_p c M_{\text{bh}}}{\sigma_T} = 1.4 \times 10^{44} \left(\frac{M_{\text{bh}}}{10^6 M_\odot} \right) \text{ erg s}^{-1}. \quad (10)$$

Equation (2) ignored the gas pressure, $P_{\text{gas}} = \rho_{\text{gas}} k_B T / (\mu_p m_p)$, relative to the radiation pressure, $P_{\text{rad}} = \frac{1}{3} a T^4$; to make it exact, its left hand side should be multiplied by $(1 - \beta)$, where

$$\beta \equiv \frac{P_{\text{gas}}}{P_{\text{gas}} + P_{\text{rad}}} \approx \frac{k_B}{\mu_p m_p} \left[\frac{48 M_\star}{\pi a (G M_{\text{bh}})^3 \ln(R_{\text{out}}/R_{\text{in}})} \right]^{1/4} = 10^{-4} \left(\frac{M_{\text{bh}}}{10^6 M_\odot} \right)^{-3/4} \left(\frac{M_\star}{0.5 M_\odot} \right)^{1/4}, \quad (11)$$

and $\mu_p \equiv [1/\mu_e + (1 + 3X)/4]^{-1} = 0.6$. As a result, the luminosity deviates slightly from the Eddington limit, $L = L_E(1 - \beta)$.

The luminosity can also be expressed in terms of the effective temperature of the photosphere T_{eff} ,

$$L_E = 4\pi R_{\text{out}}^2 \sigma T_{\text{eff}}^4, \quad (12)$$

yielding,

$$T_{\text{eff}} \approx 1.3 \times 10^4 \text{ K} \left(\frac{M_{\text{bh}}}{10^6 M_\star} \right)^{1/4}. \quad (13)$$

The effective temperature has a very weak dependence on the mass ratio between the black hole and its envelope and is associated with the optical-UV band. The theoretical prediction of the color of such an envelope is therefore robust. The interior temperature profile of the envelope scales as $T \propto \rho_{\text{gas}}^{1/3} \propto r^{-1}$ and reaches a value $\sim 10^6$ K at $\sim R_{\text{in}}$. Note that the internal energy of the envelope,

$$E_{\text{int}} \equiv 3 \int_{R_{\text{in}}}^{R_{\text{out}}} P_{\text{rad}} 4\pi r^2 dr = \frac{3}{4 \ln(R_{\text{out}}/R_{\text{in}})} \frac{G M_{\text{bh}} M_\star}{R_{\text{in}}}, \quad (14)$$

could naturally be provided by the disruption of a star at the tidal radius, $\sim R_{\text{in}}$.

So far we have ignored the angular momentum of the envelope. Because the disrupted star must be on a nearly radial orbit, rotation is unimportant at large radii, $\sim R_{\text{out}}$. However the centrifugal force could support the gas against gravity near R_{in} . The accretion flow onto the black hole converts a fraction ϵ of the accreting mass into radiation. This radiation would then

be reprocessed through the surrounding optically-thick envelope before it reaches the observer. Energy balance implies,

$$L_E = -\epsilon \dot{M}_* c^2. \quad (15)$$

The radiative efficiency, ϵ , depends on the accretion configuration around the black hole, where most of the gravitational binding energy of the gas is dissipated. The envelope always shines at the Eddington limit, irrespective of the value of M_* , and so $\dot{M}_* = \text{const}$ for a steady radiative efficiency, $\epsilon = \text{const}$. We therefore obtain,

$$M_*(t) = M_*(0) \left(1 - \frac{t}{t_E}\right) \quad \text{for } 0 \leq t \leq t_E, \quad (16)$$

where

$$t_E = 20 \text{ yr} \left(\frac{M_*(0)}{0.5M_\odot}\right) \left(\frac{M_{\text{bh}}}{10^6 M_\odot}\right)^{-1} \left(\frac{\epsilon}{10\%}\right). \quad (17)$$

This time dependence determines the evolution of the effective temperature in equation (13), $T_{\text{eff}} \propto (1 - t/t_E)^{-1/4}$.

The above envelope configuration could exist only as long as the evolution time t_E is much longer than the system's dynamical time over which it relaxes to hydrostatic equilibrium,

$$t_{\text{dyn}} = \left(\frac{GM_{\text{bh}}}{R_{\text{out}}^3}\right)^{-1/2} \approx 0.2 \text{ yr} \left[\frac{M_*}{0.5M_\odot}\right]^{3/4} \left(\frac{M_{\text{bh}}}{10^6 M_\odot}\right)^{-1/2}. \quad (18)$$

Equations (17) and (18) imply that our discussion is self-consistent as long as the radiative efficiency is sufficiently high,

$$\epsilon \gtrsim 10^{-3} \left[\frac{M_*(0)}{0.5M_\odot}\right]^{-1/4} \left(\frac{M_{\text{bh}}}{10^6 M_\odot}\right)^{1/2}. \quad (19)$$

The existence of an Eddington envelope relies on the fact that the intersection and dissipation of the debris streams would yield a super-Eddington mass accretion rate. This is likely to be the case if $t_{\text{dyn}} \ll t_E$ and the black hole mass is low $M_{\text{bh}} \lesssim 10^7 M_\odot$ (Ulmer 1997).

The radiative efficiency could obtain high values only if the viscous time, t_{vis} , for the transport of angular momentum near the base of the envelope (where most of the radiation is produced), is comparable or longer than the photon diffusion time out of this region, t_{rad} (Begelman & Meier 1982). If, however, $t_{\text{vis}} \ll t_{\text{rad}}$ then most of the radiation will be trapped and carried with the gas into the black hole, hence leading to a low ϵ . Under such circumstances, the disk luminosity $L \ll L_E$ would be unable to support the surrounding envelope against gravity, and the distant gas will be drained down to R_{in} , where angular momentum becomes important, on its free-fall time. To estimate the central viscous time we assume that the base of the envelope at $r = R_{\text{in}}$ is rotationally supported. By parameterizing the viscosity coefficient through the relation, $\eta \equiv \alpha P_{\text{rad}} (r^3/GM_{\text{bh}})^{1/2}$ (Shakura & Sunyaev 1973), we get

$$t_{\text{vis}} \approx \frac{\rho_{\text{gas}} R_{\text{in}}^2}{\eta} \sim \frac{4}{\alpha} \left(\frac{R_{\text{in}}}{GM_{\text{bh}}/c^2}\right)^{1/2} \frac{R_{\text{in}}}{c} \quad (20)$$

where we have used equations (2) and (5) to substitute $P_{\text{rad}}/\rho_{\text{gas}} \approx GM_{\text{bh}}/4R_{\text{in}}$ at the base of the envelope. For $M_{\star} = 0.5M_{\odot}$ and $M_{\text{bh}} = 10^6M_{\odot}$, this yields, $t_{\text{vis}} \approx 0.3(\alpha/10^{-3})^{-1}$ yr. On the other hand, the photon diffusion time is of order, $t_{\text{rad}} \sim \tau R_{\text{in}}/c$, where τ is the optical depth to electron scattering. Equations (5) and (8) yield $\tau \approx 0.5(R_{\text{out}}/R_{\text{in}})^2 \sim 10^4$, and $t_{\text{rad}} \sim 0.1$ yr. Thus, for $\alpha \lesssim 3 \times 10^{-3}$, $t_{\text{rad}} \lesssim t_{\text{vis}}$, and the gas would develop a rotationally supported configuration near R_{in} with a high radiative efficiency. However, for $\alpha \gg 3 \times 10^{-3}$ most of the radiation would be advected into the black hole (Narayan 1996) and the stellar debris would disappear within several months; the advection would be most effective in a spherical geometry, but less so in a disk geometry for which ϵ is reduced only by a factor $\sim t_{\text{vis}}/t_{\text{rad}}$. Finally, we note that any variability on short timescales due to thermal or dynamical instabilities near the center (Chen et al. 1995), would be moderated by the long diffusion time of the photons through the surrounding optically-thick envelope.

The viscosity parameter is also limited from below so as to yield $t_{\text{vis}} \lesssim t_{\text{E}}$. This requires $\alpha \gtrsim 10^{-5}(M_{\text{bh}}/10^6M_{\star})(\epsilon/10\%)^{-1}$, based on equations (17) and (20).

For thick accretion tori with radial hydrostatic equilibrium (e.g. Paczyński & Wiita 1980 (PW); Jaroszyński, Abramowicz, & Paczyński 1980), there is no significant advection of thermal energy. Because the inner edge of the torus is pushed by pressure inwards of the marginally stable Schwarzschild orbit at $6GM_{\text{bh}}/c^2$ and brought to a binding energy closer to zero, the radiative efficiency of a thick disk is lower than that of a thin disk. Using a thick disk code developed by Ulmer (1997), we investigate the minimum radiative efficiencies for a wide range of thick disks. Our disks are embedded in a pseudo-Newtonian potential, which is a convenient substitute for the general relativistic metric of a Schwarzschild black hole (PW). We assume a uniform entropy equal to that of the Eddington envelope, with pressure described by the polytrope relation (1). We further require that the torus join the envelope smoothly so as to have radial force balance at the transition radius.¹ Under these assumptions, a radius of the last stable orbit (which lies inside of $6GM_{\text{bh}}/c^2$ due to pressure gradients) and a run of angular momentum, uniquely define the disk.

In Figure 2, we show the results of a search through parameter space for the minimum efficiency disks, namely those with the inner radius closest the marginally bound orbit. We have used angular momentum distributions of the form $j(r) = A(b)r^b$ in Model 1, and

$$j(r) = \begin{cases} A(b)r^b j_{\text{Kep}}(r) & (\text{for } r > r_{\text{b}}) \\ j(r_{\text{b}}) & (\text{for } r < r_{\text{b}}), \end{cases} \quad (21)$$

in Model 2. Here j_{Kep} is the Keplerian angular momentum per unit mass in the PW potential, and the constant, $r_{\text{b}} = 1/(1+b)$, ensures that $dj/dr \geq 0$ for all r . All radial variables are in units of the Schwarzschild radius. Because the PW potential is an approximation, the efficiencies can

¹We have not attempted the much more difficult problem of requiring force balance along the axial direction in the transition region. This problem involves the interaction between the radiation emitted by one wall and the surface of the opposite wall along the funnel of the torus, as well as the two-dimensional transfer of the emergent radiation through the ambient envelope.

be slightly higher (6.3 %) than the maximum efficiency for a thin disk in the Schwarzschild metric (5.7 %). We require that the specific angular momentum of the torus be as large as the specific angular momentum of the star before its disruption at the tidal radius.

The radiative efficiencies found for this broad class of models are all significantly higher than the value of 10^{-3} , required for the existence of an envelope [Eq. (19)]. The efficiencies are expected to be even higher if the black hole is spinning (Thorne 1974), a generic situation for a black hole that grew through accretion from a disk (Bardeen 1970).

For super–Eddington thick disks, the luminosity scales logarithmically with mass accretion rate (Paczynski 1980), whereas for sub–Eddington luminosities, the luminosity scales linearly with mass accretion rate. Consequently, the luminosity will never be highly super–Eddington. If the disk luminosity falls below the Eddington limit, the mass supply rate to the disk will increase, giving rise to a stabilizing feedback near the Eddington limit. Such a feedback is likely to be most effective when the disk mass is small relative to the envelope and the mass infall from the envelope controls the disk accretion rate. However, it is also possible that the disk will not respond quickly enough to the envelope, and that the envelope would be pushed–out impulsively by a super–Eddington eruption in the disk. If sufficient energy is stored in the disk, then such an event could lift the envelope and unbind it. Even under steady state conditions, the outer boundary of the envelope will inevitably develop a radiation–driven wind, in analogy with hot stars (Kudritzki et al. 1989, and references therein). In this case, the wind would be accelerated by the extra radiative force at the photosphere due to atomic lines.

Irrespective of the details of the radiative force, the mass loss rate in the wind, \dot{M}_w , is limited by momentum conservation,

$$\dot{M}_w v_\infty = f_w L/c, \quad (22)$$

where $f_w \lesssim 1$ (Cassinelli 1979; but see the effects of multiple scatterings in Lucy & Abbott 1993), v_∞ is the terminal wind velocity, and L/c is the total momentum output per unit time carried by the radiation. In hot stars with luminosities near the Eddington limit, this relation is obeyed with $f_w \sim 1$. Based on the previous paragraph, we distinguish between two cases: (i) slow wind out of a steady–state envelope [$L = L_E(1 - \beta)$]; and (ii) fast wind in a transient envelope [$L \gtrsim L_E$]. In both cases we scale $v_\infty \equiv \omega_w(2GM_{\text{bh}}/R_{\text{out}})^{1/2}$. In the slow wind case, the wind velocity is of order the net escape speed from the photosphere (cf. Figure 15c in Kudritzki et al. 1989), i.e. $\omega_w \approx \beta^{1/2} \approx 10^{-2}$ [cf. Eq. (11)], leading to $v_\infty \approx 40 \text{ km s}^{-1}$. Since the wind velocity is small, the evaporation time of the envelope is limited in this case by its long crossing time,

$$t_w \gtrsim \frac{R_{\text{out}}}{v_\infty} \approx \beta^{-1/2} t_{\text{dyn}} = 20 \text{ yr} \left(\frac{M_\star}{0.5M_\odot} \right)^{5/8} \left(\frac{M_{\text{bh}}}{10^6 M_\odot} \right)^{-1/8}. \quad (23)$$

In the fast wind case, where $(L/L_E - 1)$ is of order unity for a period lasting more than $\sim R_{\text{out}}/v_\infty$ (e.g. due to an eruption in the disk), $\omega_w \sim 1$ so that $v_\infty \approx 4 \times 10^3 \text{ km s}^{-1}$, and the lifetime of the envelope is

$$t_w = \frac{\dot{M}_\star}{\dot{M}_w} \approx 5 \text{ yr} \left(\frac{M_\star}{0.5M_\odot} \right)^{3/4} \left(\frac{M_{\text{bh}}}{10^6 M_\odot} \right)^{-1/2} \left(\frac{f_w}{0.5} \right)^{-1}. \quad (24)$$

Since the photon diffusion time $t_{\text{rad}} \sim 0.1$ yr is much shorter than t_w , a transient super-Eddington flux which lasts for several months ($\sim R_{\text{out}}/v_\infty$) due to unsteady accretion in the disk, will only ablate the outermost layer of the envelope. Based on equations (17), (23), and (24), we infer that the characteristic source lifetime is between several years and several decades.

3. Observational Signatures

An Eddington envelope of a $\sim 10^6 M_\odot$ black hole would shine with an optical luminosity $\sim 4 \times 10^{10} L_\odot$, comparable to the total luminosity of a bright galaxy. It should therefore be straightforward to detect an unresolved nuclear emission of this type in any galaxy.

The emission events are transients with typical durations of years to decades. Since the disruption rate of stars is $\sim 10^{-4}$ yr $^{-1}$ per galaxy (Rees 1988), a fraction $\sim 10^{-4}$ – 10^{-3} of all galaxies should show signatures of a disruption event at any given time. This is ~ 1 – 10% of all Seyfert galaxies (Huchra & Burg 1992), which are active galactic nuclei with comparable luminosities. Most Seyferts show a UV excess consistent with thermal emission at a temperature $\gtrsim 10^5$ K (Elvis et al. 1994), well above our predicted photospheric temperature [Eq. (13)]; this agrees with our expectation that Eddington envelopes should reflect a small minority of all Seyferts. The forthcoming Sloan Digital Sky Survey (Gunn & Knapp 1993; see also <http://www.astro.princeton.edu/BBOOK>) will obtain low-resolution spectra of $\sim 10^6$ galaxies (and image many more galaxies in five bands), and might therefore find more than several hundred galaxies with nuclear activity due to a tidal disruption event. The nuclear emission from these galaxies would disappear on a timescale of years to decades, and could therefore be identified through repeated observations, analogous to those of supernova searches (e.g. Perlmutter et al. 1996). Follow-up observations with the Hubble Space Telescope could be used to extend the measured spectra of these objects into the UV, and to confirm their low emission temperatures.

Since the Eddington envelopes are very optically thick ($\tau \gtrsim 10^4$), their emission spectrum is to first order thermal. The details of this spectrum resemble those of the most luminous, extended blue supergiants (of which Luminous Blue Variables are a subclass) which have luminosities approaching the Eddington limit (Humphreys & Davidson 1994). In Figure 3 we show results from the stellar atmosphere code ATLAS12 (Kurucz 1995) for the spectra of a nearly Eddington envelope with $T_{\text{eff}} = 1.3 \times 10^4$ K [cf. Eq. (13)]. At a fixed effective temperature, the lower the surface gravity, g , is (i.e. the larger the radius is), the more luminous the envelope becomes. The $\log(g)=1.5$ (cgs units) curve is the lowest gravity model calculable with ATLAS12, and is very close to the Eddington limit, which occurs at $\log(g) \approx 1.3$. At the above value of T_{eff} , low gravity increases the ionization fraction of hydrogen and weakens the Balmer decrement and absorption lines relative to supergiant spectra. For Eddington envelopes, $g = GM_{\text{bh}}/R_{\text{out}}^2 \propto M_{\text{bh}}/M_\star \propto T_{\text{eff}}^4$, and so the envelopes of more massive black holes would have higher $\log(g)$ and higher effective temperature.

Although the broad band spectrum of an Eddington envelope resembles that of a hot star, the lower gravity of the envelope increases the ionization fraction, and hence changes the fine details of the spectrum. In addition, the lower densities of the Eddington envelope suppress bound–bound transition lines which result from atomic collisions. In reality, the spectrum shown in Figure 3 might be supplemented by broad absorption lines from the fast wind (with a characteristic velocity width of up to $v_w \sim 10^4 \text{ km s}^{-1}$) and broad emission lines from the broad line region of the active nucleus.

The extragalactic nature of the source can be established from the cosmological redshift of its absorption and emission features. Due to the gravitational potential of the black hole, these features should also be redshifted relative to the narrow emission lines of the host galaxy. The corresponding velocity shift,

$$\Delta v = \frac{GM_{\text{bh}}}{R_{\text{out}}c} = 26 \text{ km s}^{-1} \left(\frac{M_{\text{bh}}}{10^6 M_{\odot}} \right) \left(\frac{M_{\star}}{0.5 M_{\odot}} \right)^{-1/2}, \quad (25)$$

is small but possibly detectable. This shift is somewhat larger than the spectral broadening associated with the thermal velocity of the gas at the photosphere ($\sim 10 \text{ km s}^{-1}$).

4. Conclusions

In this work we have shown that much of the energy radiated by the debris of a star disrupted by a massive black hole could be channeled into the optical–UV band. The photosphere of the debris cloud would then shine at the Eddington luminosity with an effective temperature of $\sim 10^4 (M_{\text{bh}}/10^6 M_{\star})^{1/4} \text{ K}$ [cf. Eq. (13)].

In this case, the disruption event would appear as unresolved emission from the nucleus of the host galaxy, marked by a thermal spectrum similar to that of a hot star but with fewer absorption lines (Fig. 3). If broad emission lines accompany this nuclear activity, their redshift can serve as the definitive proof for the extragalactic origin of the associated thermal emission. Studies of reverberation mapping imply that the broad line region is located at a radius $\sim 3 \times 10^{16} (L/10^{44} \text{ erg s}^{-1})^{1/2} \text{ cm}$ (Peterson 1993; Maoz 1996), much larger than the expected photospheric radius of the debris cloud, $\sim 10^{15} \text{ cm}$ [cf. Eq. (8)]. However, the existence of broad emission lines is in question, in particular because any preexisting broad line clouds might be swept away by the wind of unbound debris from the disruption event.

Because a long–lived envelope must radiate near the Eddington limit, a measurement of the source redshift and total flux could yield the black hole mass [Eq. (10)]. The effective temperature of the envelope could then be used to fix the mass of the envelope [Eq. (13)]. Due to gravitational redshift, the spectral features of the envelope would be redshifted relative to the host galaxy by $\sim 30 \text{ km s}^{-1}$ [Eq. (25)].

We have shown that the universal solution for the steady envelope is self–consistent as long as

the radiative efficiency near the black hole is higher than a fraction of a percent. This condition could naturally be satisfied by an inner accretion torus (Fig. 2).

The characteristic lifetime of the above envelope is between years and decades, irrespective of whether it is determined by the cooling time of the envelope [Eq. (17)] or by the momentum flux limit on a radiation-driven wind [Eqs. 22)–(24)]. When combined with the event rate of $\sim 10^{-4} \text{ yr}^{-1}$ per galaxy, this implies that a fraction of $\sim 10^{-4}$ – 10^{-3} of all galaxies might show signs of activity due to the disruption of a star in their nucleus. If our predicted optical appearance of the disruption events is generic, then the forthcoming Sloan Digital Sky Survey might find several hundreds of galaxies which show Seyfert-like luminosity in their nucleus ($\sim 10^{44} \text{ erg s}^{-1}$) and have thermal spectra with an effective temperature $\sim 10^4 \text{ K}$. These sources would exhibit considerable dimming over a decade of repeated observations.

We thank E. Fitzpatrick, J. Goodman, R. Kurucz, R. Narayan, B. Paczyński, G. Rybicki, and D. Sasselov for useful discussions. AL was supported in part by the NASA ATP grant NAG5-3085 and the Harvard Milton fund. AU was supported by an NSF graduate fellowship and NSF grants AST93-13620 and AST95-30478.

REFERENCES

- Bardeen, J. M. 1970, *Nature* 226, 64
- Begelman, M. C., & Meier, D. L. 1982, *ApJ*, 253, 873
- Burger, P. & Lamers, H.J.G.L.M. 1989, *A&A* 218, 161
- Canizzo, J. K., Lee, H. M., & Goodman, J. 1990, *ApJ*, 35, 38
- Cassinelli, J. P. 1979, *ARA& A*, 17, 275
- Chen, X., Abramowicz, M. A., Lasota, J. P., Narayan, R., Yi, I. 1995, *ApJ*, 443, L61
- Cowie, L. L., Ostriker, J. P., & Stark, A. A. 1978, *ApJ*, 226, 1041
- Elvis, M., Wilkes, B., McDowell, J. C., Green, R. F, Bechtold, J., Willner, S. P., Oey, M. S., Polomski, E., & Cutri, R. 1994, *ApJS*, 95, 1
- Evans, C. R., & Kochanek, C. S. 1989, *ApJ*, 346, L13
- Frohlov, V. P., et al. 1994, *ApJ*, 432, 680
- Gunn, J. E., & Knapp, J. 1993, *Sky Surveys*, ed. B. T. Soifer, ASP Conference Series #43, 267
- Huchra, J., & Burg, R. 1992, *ApJ*, 393, 90
- Humphreys, R. M., & Davidson, K. 1979, *ApJ* 232, 409
- Humphreys, R. M., & Davidson, K. 1994, *PASP*, 106, 1025
- Jaroszyński, M., Abramowicz, M. A., & Paczyński, B. 1980, *Acta Astronomica*, 30, 1

- Khokhlov, A., Novikov, I. D., & Pethick, C. J. 1993, *ApJ*, 418, 163
- Kochanek, C. 1994, *ApJ*, 422, 508
- Kudritzki, R. P., Pauldrach, A., Puls, J., & Abbott, D. C. 1989, *A&A*, 219, 205
- Kurucz, R. L. 1995, in *Highlights of Astronomy*, Ed. I. Appenzeller, 10, 407
- Lacey, J. H., Townes, C. H., & Hollenbach, D. J. 1982, *ApJ*, 262, 120
- Laguna, P., Miller, W. A., Zurek, W. H., & Davies, M. B. 1993, *ApJ*, 410, L83
- Lamers, H. J. G. L. M., & Fitzpatrick, E. L. 1988, *ApJ* 324, 279
- Lucy, L. B., & Abbott, D. C. 1993, *ApJ*, 405, 738
- Maoz, D. 1996, to appear in the proceedings of IAU Colloquium 159, Shanghai, June 1996, preprint astro-ph/9609174
- Narayan, R. 1996, “Advective Disks”, to appear in *Proc. IAU Colloq. 163 on Accretion Phenomena & Related Outflows*, A.S.P. Conf. Series, eds. D. T. Wickramasinghe, L. Ferrario, G. V. Bicknell, in press, preprint astro-ph/9611113
- Paczynski, B. 1980, *Acta Astron.*, 30, 347
- Paczynski, B., and Wiita, P. 1980, *A&A*, 88, 23 (PW)
- Perlmutter, S., et al. 1996, *ApJ*, in press, preprint astro-ph/9608192
- Peterson, B. M. 1993, *PASP*, 105, 247
- Rees, M. 1988, *Nature*, 333, 523
- Rees, M. 1997, to appear in *Black Holes and Relativity*, ed. R. Wald, Chandrasekhar Memorial Conference, Chicago, Dec. 1996, preprint astro-ph/9701161
- Shakura, N. I. & Sunyaev, R. A. 1973, *A & A*, 24, 337
- Thorne, K. S. 1974, *ApJ* 191, 507
- Thorne, K. S. & Żytkow, A. N. 1975, *ApJ* 199, L19
- Thorne, K. S. & Żytkow, A. N. 1977, *ApJ* 212, 832
- Ulmer, A. 1997, PhD thesis, Princeton University Observatory (in preparation)

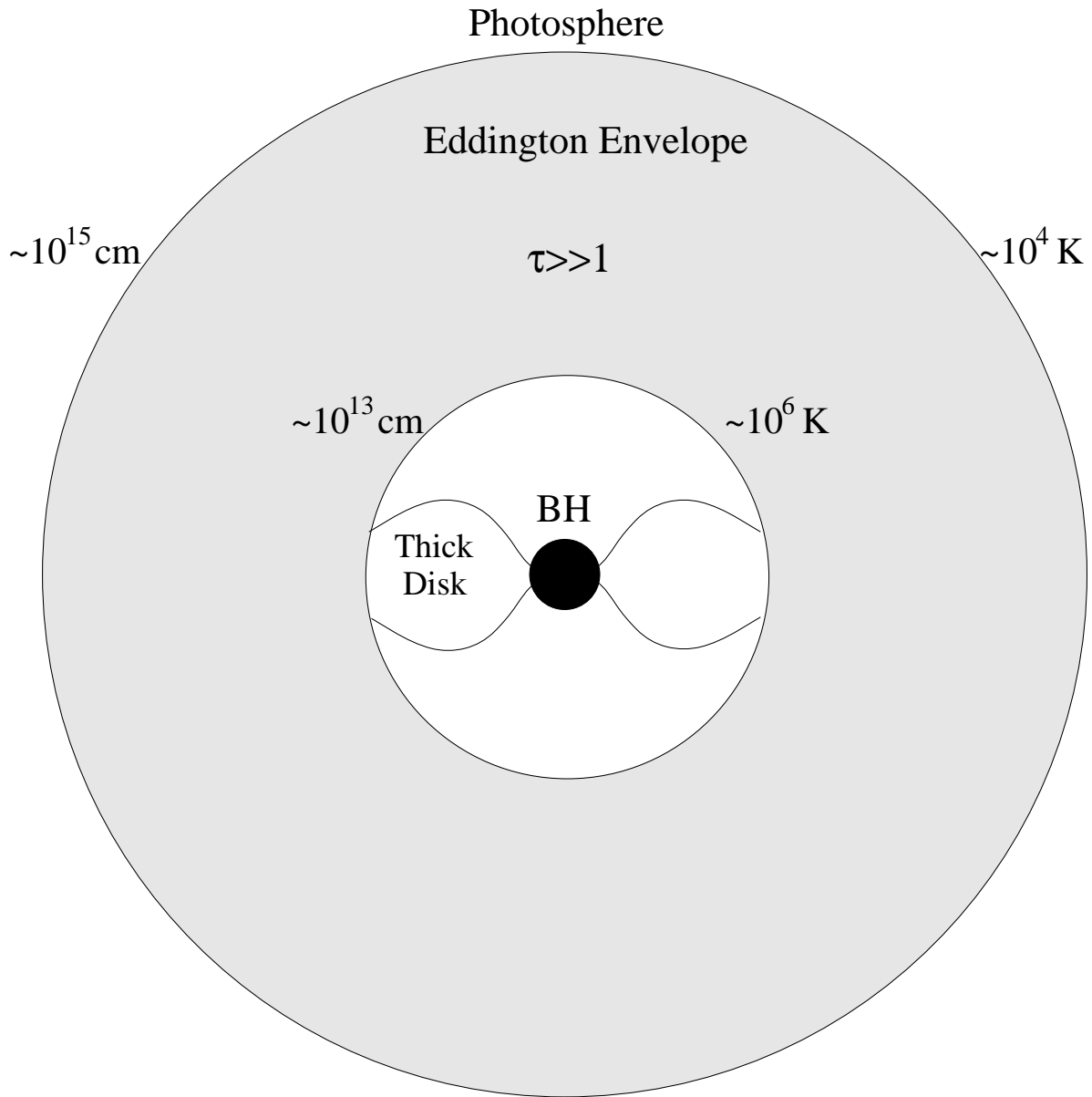


Fig. 1.— A sketch of the possible long-term geometry of the debris of a disrupted star around a massive black hole. The energy output from the inner torus is controlled by the mass feeding rate from the surrounding envelope. If the luminosity exceeds (declines below) the Eddington value the feeding is reduced (increased) and the luminosity returns to its equilibrium value.

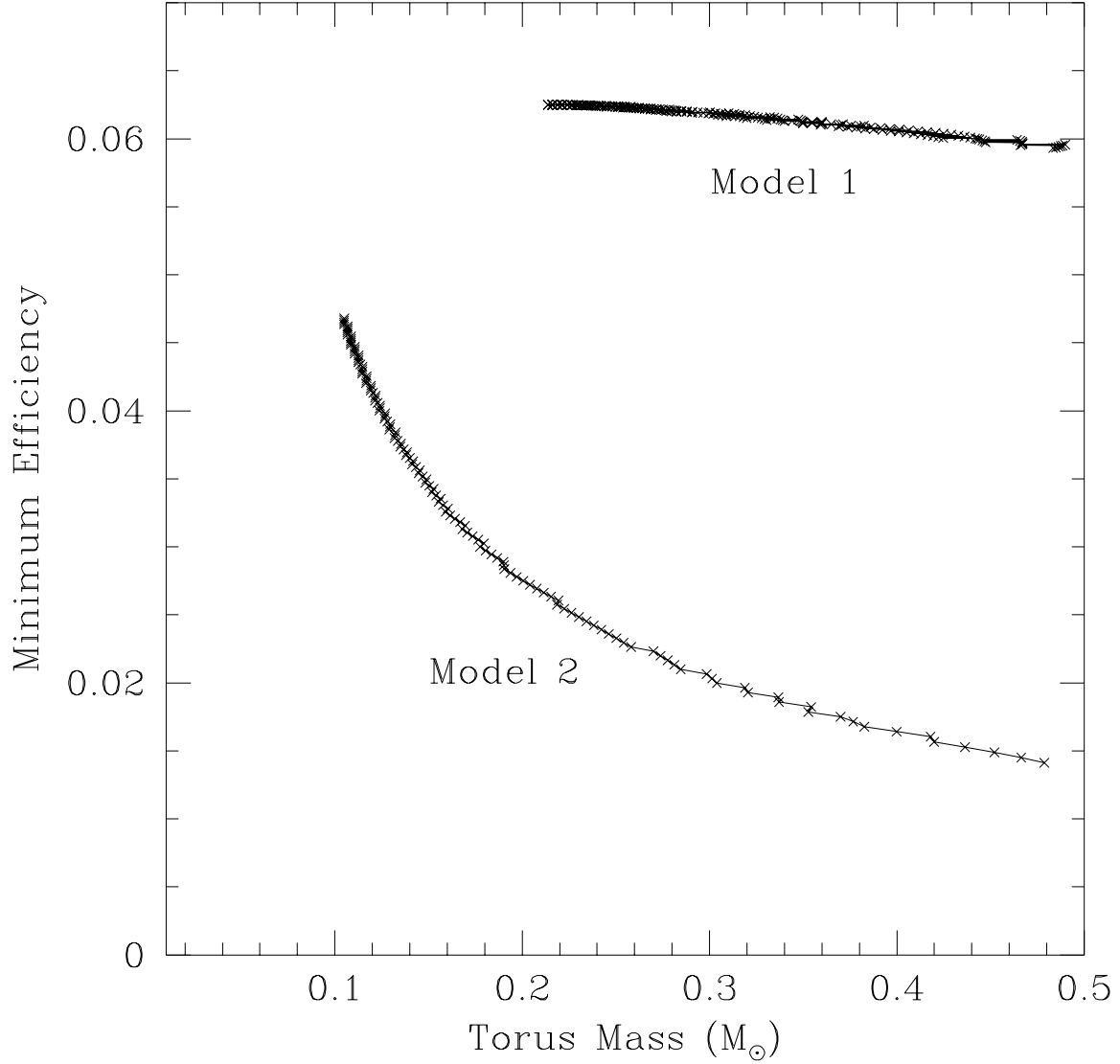


Fig. 2.— Minimum radiative efficiencies for steady–state accretion in a thick disk located at the tidal radius of the disrupted star. The results apply to the disruption of a $1M_{\odot}$ star by a 10^6M_{\odot} black hole. The two models involve different functional forms for the angular momentum distribution, as described around equation (21).

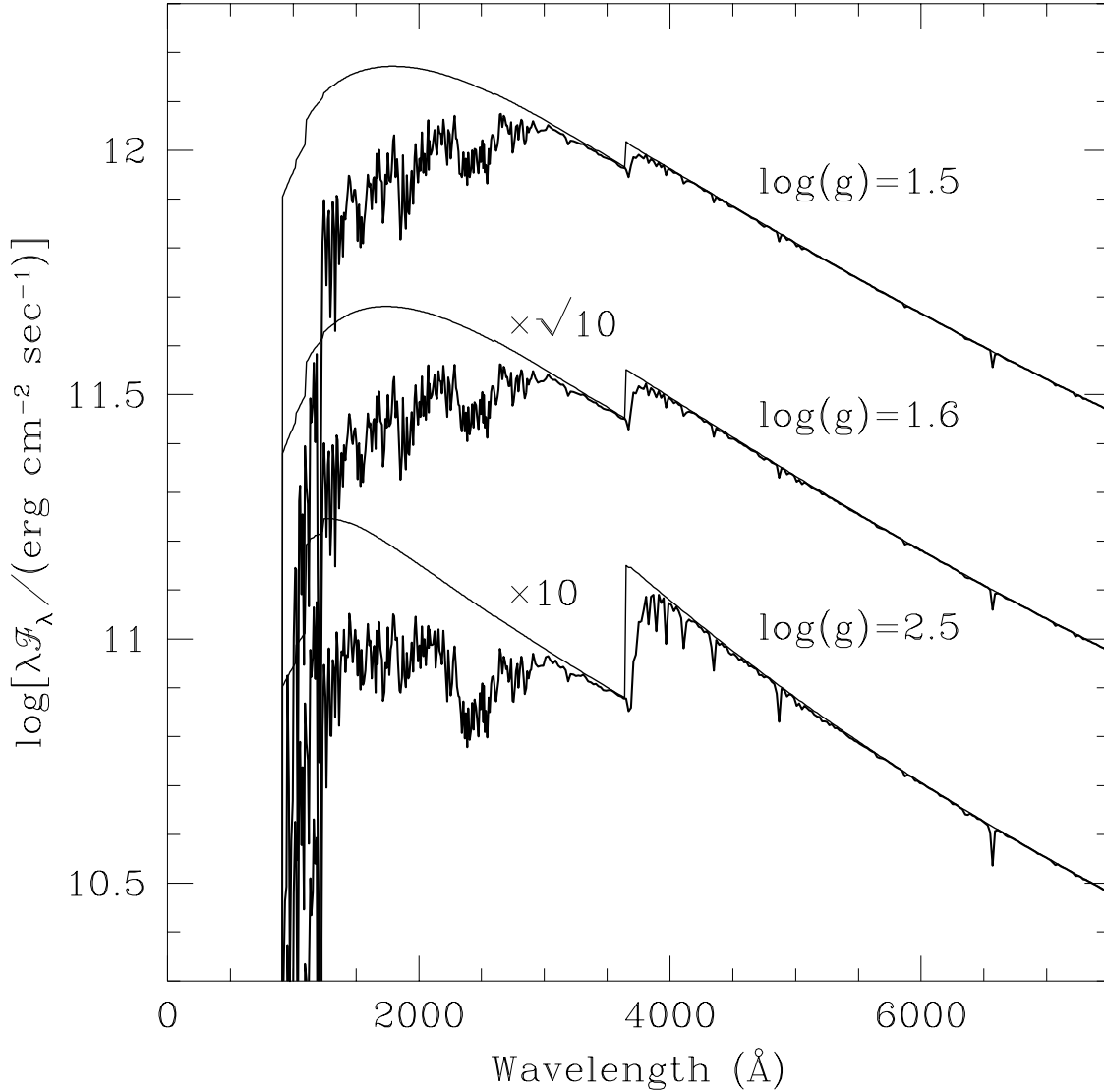


Fig. 3.— Spectral flux times wavelength $\lambda\mathcal{F}_\lambda$ (ergs $\text{cm}^{-2} \text{s}^{-1}$) at the photosphere, for model atmospheres calculated with ATLAS12 (Kurucz 1995). The smooth lines are the spectra with only continuum hydrogen absorption. **Top curve** [$\log(g) = 1.5$]: detailed spectrum of a near Eddington envelope for $T_{\text{eff}} = 13,000$ K (which corresponds to $M_{\text{bh}} = 10^6 M_\star$). This spectrum is the highest luminosity calculable with ATLAS12 before the surface points become radiatively unstable [this limit is the opacity–modified Eddington limit of Lamers and Fitzpatrick (1988)]. **Middle curve** [$\log(g) = 1.6$]: spectral flux (reduced by a factor of $10^{1/2}$) corresponding to the most luminous observed supergiants which occur at the Humphreys–Davidson limit (Humphreys & Davidson 1979). **Bottom curve** [$\log(g) = 2.5$]: spectrum (shifted by a factor of 10) of a typical supergiant of luminosity class II or Ib. Note the pronounced Balmer decrement. All calculations were performed for a solar metallicity envelope with a large micro–turbulence of 8 km s^{-1} .