

# A TEST OF THE PARTICLE PARADIGM IN N-BODY SIMULATIONS

Bryce Kuhlman, Adrian L. Melott, and Sergei F. Shandarin

Department of Physics and Astronomy, University of Kansas, Lawrence, KS 66045

kuhlman@, melott@, sergei@kusmos.phsx.ukans.edu

Received \_\_\_\_\_; accepted \_\_\_\_\_

## ABSTRACT

We present results of tests of the evolution of small “fluid elements” in cosmological N–body simulations, to examine the validity of their treatment as particles. We find that even very small elements typically collapse along one axis while expanding along another, often to twice or more their initial comoving diameter. This represents a possible problem for high–resolution uses of such simulations.

Subject headings: cosmology:miscellaneous– gravitation–hydrodynamics– methods:numerical–dark matter

One of the bases of validity for cosmological N–body simulations concerns the “particle” approximation. Such simulations are often taken to represent cosmological gravitational clustering of nonbaryonic dark matter. In the simulations, a particle acts as a substitute or “phase space marker” for a large number of dark matter particles, stars, or possibly galaxies. With progress in computing, the mass of such particles has dropped steadily, but still represents a sizeable fraction of a galaxy mass, far more than that of an elementary particle or even a star. One of the problems related to such massive particles is the phenomenon of gravitational collisions in N–body codes recently emphasized by Suisalu & Saar 1996 (see also the references therein). It of course does not occur between individual dark matter particles.

We distinguish two aspects of the discretization of cosmological simulations. Particles in the N–body simulations are supposed to move as an almost perfectly continuous medium of dark matter on the one hand and be the sources of gravitational force on the other. In certain types of numerical codes (the so called high resolution schemes) the resolution of calculating the force is substantially higher than that of the mass density. This means that the force between the particles is approximated by the Newton law for point–like masses. In

reality the force must be calculated as the interaction between clouds in the Eulerian space which are maps of the initial clouds in the Lagrangian space. The sizes of the Eulerian clouds are comparable to the separation between the neighboring clouds.

It is then appropriate to ask whether the particle approach is valid. Validity can have many different meanings; we choose to define it as representing the solution that would be reached in the limit of a very much larger set of computational particles, after that solution is smoothed on some scale. Results are often presented probing scales much smaller than the initial (Lagrangian) mean interparticle separation. This is questionable especially when dealing with nonbaryonic dark matter (such as axions or massive neutrinos).

One issue that affects this question is compactness. Can a particle stand in for an ensemble of smaller particles? One condition that affects this is whether that set of particles move together, such that their replacement by a single mass point is reasonable. It is often argued that at the nonlinear stage of gravitational clustering most of the mass is in dense clumps. Therefore particles are packed closely and fluid particles have smaller volumes than initially. The Liouville Theorem combined with gravity assures that in clumps the physical volumes are smaller, but they may or may not be compact, as the phase space is mixed. Furthermore, the physical volume may not become uniformly smaller as the simulation progresses. Although these assumptions look reasonable they have not been tested. Moreover, a careful study of the first collapse suggests that it is anisotropic in most cases (Shandarin et al. 1995).

We examine this question by examining histories in a simulation. We study the behavior of small “clouds” in the course of evolution. We study two type of clouds: the smallest possible volumes in the simulations made of  $2^3 = 8$  neighboring particles and larger clouds made of  $5^3 = 125$  particles. Initially the clouds have a cubic shape. Small clouds probe the smallest scale of the simulation but do not feel inhomogeneities on even smaller

scales that are always assumed in realistic cosmological models but are beyond reach of simulations. Large clouds are sensitive to the small-scale perturbations but evolve less than the small ones. This example is taken from a pure power-law spectrum  $P(k) \propto k^{-1}$  set of initial conditions. One advantage of power-law initial conditions is that they permit a self-consistency test by examining results on different scales, to help assure that resolution and boundary conditions are not contaminating the results. These are  $128^3$  Particle-Mesh simulations, described more fully in Melott and Shandarin (1993), hereafter MS.

We chose 100 particles at random and examined the evolution of their neighborhoods. One can imagine these as standing in for a single particle in a simulation with less mass resolution. We rejected any particles which did not lie in regions of density contrast  $\delta > 10$  on the mesh scale at the last stage since we wanted to include only particles in fairly dense environment which is typical for forming objects. Figures 1a–1c show the evolution of three  $2^3$  sets. Although not extremely high, the threshold  $\delta > 10$  selects isolated (although not all of them necessarily gravitationally bound) clumps at all stages; the percolation threshold is much lower (Yess & Shandarin 1996).

In Figure 1(a), the volume element simply collapses. In this case, we see the maximum validity of the particle approximation. Figure 1(b) shows a more questionable situation. The element ends in a fairly compact state, but passes through an intermediate pancake-like configuration during the shell crossing stage. Such configurations are a generic result of gravitational instability, as predicted by the Zel’dovich (1970) approximation but accurate for a far wider array of initial conditions (Melott and Shandarin 1990; Little et al. 1991; Coles, et al 1993, Bond et al. 1996). Although the element becomes compact, for a time at least the quadrupole moment of its potential is incorrect if replaced by a single particle, which can certainly affect torque on neighboring masses. In Figure 1(c) the fluid element simply expands. It would be very poorly represented by a single mass point. It is worth

stressing that the PM code used in this study does not particularly suffer from excessive scattering.

A  $2^3$  particle array is close to the resolution limit of a PM code, so one might worry that this strongly affects the results. In Figure 2a–2c we show similar histories for three  $5^3$  elements, with similar characteristics (although of course they collapse later).

It is important to quantify these histories in some way, and ask how typical they are. We do this by using eigenvalues and eigenvectors of the tensor

$$M_{ij} = \sum_{n=1}^N r_i^{(n)} r_j^{(n)} \quad (1)$$

where  $i$  and  $j$  run through coordinate indices 1 to 3, coordinates measured relative to the center of mass, and  $n$  is the number of particles in the object (8 or 125). The eigenvectors of  $M$  are of course principal axes. The square roots of the eigenvalues of  $M$  are proportional to the axis lengths if the particles are scattered uniformly in an ellipsoid. Figures 1 and 2 are in fact viewed along eigenvectors of  $M$  for the final configuration, showing it from perspectives which maximize flattening.

We examine the evolution of the eigenvalues of  $M$  from the initial conditions to a deeply nonlinear state. Our most nonlinear stage corresponds to fluctuations of order unity when the evolved density field is smoothed with a tophat of radius  $L/5$ , where  $L$  is the diameter of the ( $128^3$  cell) simulation. We took a random sample of 100 particles from overdense regions and followed the evolution of their neighborhoods. Figure 3 shows the evolution of distribution of the largest (c) and smallest (a) eigenvalues up to this stage (in expansion factors of two) as well as for the slightly deformed  $2^3$  lattice of initial conditions. We have taken square roots and normalized so that the number may be considered an axis length in cell units for ellipsoids.

The shortest axis undergoes collapse for almost all such elements. The collapse of the shortest axis proceeds fairly fast from the initial stage until the scale of nonlinearity reaches  $k_{nl}^{-1} \approx 2.5$  (here 1 is the initial particle separation on the mesh). They seem to reach a stable comoving size by this stage, which we can crudely label virialization. The median element has reduced its short axis by about four times.

Meanwhile the longest axis typically expands. (All the following statements are in comoving coordinates.) For approximately 90% of the elements this axis has grown at the moment of collapse. For about one-third of them it has more than doubled. The long axis also shows a jump in its behavior (more small values) just at the moment we identify as the onset of nonlinearity. This probably corresponds to some merging. But still more than two-thirds of the elements are expanded along this axis, and would be questionable candidates for replacement by single particles.

In Figure 4, we show the evolution of axes for our  $5^3$  elements. With adjustments to the epoch of nonlinearity for the larger volume element, they confirm the trends found in the smaller volume. Here the distribution function stops evolving (or at least slows down evolving) at  $k_{nl}^{-1} \simeq 5$ . Recalling that the plots of the distribution function are given at discrete instants of time, one can say that there is rough (but not perfect) scaling. This time the median element has reduced its short axis by about three times. This difference with  $2^3$  may be nothing more than a resolution effect on the smaller volumes, whose short axes collapse below our force resolution limit. More importantly, at the collapse epoch (about the fourth evolved stage) the long axis has grown for  $\sim 90\%$  of volume elements, and about half have more than doubled. We conclude that shear is important in dense regions.

We do not wish to imply that N-body simulations are necessarily invalid. It is possible that an ensemble of computer particles may (or may not) act like an ensemble of dark matter particles. Some of the effect we are seeing is orbit mixing inside extended bound

objects. On the other hand, even for the  $2^3$  elements some substantial fraction of axes are longer than those of any cluster, and larger than the mass autocorrelation length. Only a small fraction of fluid particles that finally found themselves in a fairly dense environment ( $\delta > 10$ ) has collapsed along all three directions by a factor of two. At least 50% of such particles have the longest size as large as the initial size. These results are in good qualitative agreement with figures presented by Gnedin (1995).

Simulating the dark matter distribution (e.g, axions, massive neutrinos), we deal with an almost perfect continuous medium. Since scattering effects between individual dark matter particles are small, two infinitesimally close fluid particles should remain infinitesimally close, although the separation may increase. The most conservative approach would be to restrict one’s attention to volumes large enough to encompass nearly all long axes. In practical terms, this is several times the mean interparticle separation (with dependence on the type of spectrum and degree of nonlinearity). We have not definitively shown that there are fatal errors in the N–body approach. However, we present these results to be considered further as we move into a new era of high resolution simulations, with N–body dark matter providing the background for hydrodynamics work on small scales. A possible approach which is free from this problem is a Poisson solver in a quasi–Lagrangian space (Gnedin, 1995). However, in its current form it is limited to times prior to the first crossing of particle orbits, which is very early. Splinter (1996) has developed a nested–grid code which puts a higher particle density in regions of interest, greatly reducing the discreteness problem in those regions.

We thank Jenny Pauls for the use of her software, NASA grant NAGW–3832 and NSF support of Research Experiences for Undergraduates, and F. Bouchet for discussion and valuable comments. Simulations were performed at the National Center for Supercomputing Applications, Urbana, IL.

## REFERENCES

- Bond, J.R., Kofman, L., and Pogosyan, D. 1996 *Nature* 380, 603.
- Coles, P., Melott, A.L., and Shandarin, S.F. 1993 *MNRAS* 260, 765.
- Gnedin, N.Y. 1995 *ApJS*, 97, 231
- Little, B., Weinberg, D.H., and Park, C.B. 1991 *MNRAS* 253, 295.
- Melott, A.L. and Shandarin, S.F. 1990 *Nature* 346, 633.
- Melott, A.L. and Shandarin, S.F. 1993 *ApJ* 410, 469.
- Saar, E., & Suisalu, I., 1996 *MNRAS* in press.
- Shandarin, S.F., Melott, A.L., McDavitt, K., Pauls, J.L., and Tinker, J. 1995 *Phys. Rev. Lett.* 75, 7.
- Splinter, R. 1996 *MNRAS* 281, 281.
- Yess, C. & Shandarin, S.F. 1996 *ApJ* 465, 2.
- Zel'dovich, Ya.B. 1970 *A&A* 5, 84.




Fig. 1.— Three views of a collapsing  $2^3$  particle volume element along the three principal axes of its second moment. Views c–a are along the long through short axes, respectively. The top row represents the initial conditions. Steps that follow are spaced by an expansion factor of two in the background cosmology. (a) This element collapses nicely to a compact object. (b) This element passes through a pancake phase before reaching compactness. (c) This element is scattered, growing in size even in comoving coordinates.

Fig. 2.— Same as Figure 1, except the views are of  $5^3$  particle element, and the scale is expanded appropriately.

Fig. 3.— The evolution of the small (a) and large (c) principal axis lengths for a subsample of 100 particle Lagrangian  $2^3$  neighborhoods as described in the text. The evolution is shown from initial conditions (dotted line) and evolved stages in the order shortdash, longdash, dot–shortdash, dot–longdash, shortdash–longdash, solid line, corresponding to the stages used in MS for  $n = -1$ . All of the evolved stages are separated by an expansion factor of two.


Fig. 4.— Same as Fig. 3, except for a  $5^3$  particle neighborhood.



c

b


a



c

b


a



c

b


a



c

b


a



c

b

a



c

b

a

