

# Burial of the polar magnetic field of an accreting neutron star. II. Hydromagnetic stability of axisymmetric equilibria

D. J. B. Payne<sup>1</sup> & A. Melatos<sup>1</sup>

<sup>1</sup> *School of Physics, University of Melbourne, Parkville, VIC 3010, Australia.*

19 June 2018

## ABSTRACT

The theory of polar magnetic burial in accreting neutron stars predicts that a mountain of accreted material accumulates at the magnetic poles of the star, and that, as the mountain spreads equatorward, it is confined by, and compresses, the equatorial magnetic field. Here, we extend previous, axisymmetric, Grad-Shafranov calculations of the hydromagnetic structure of a magnetic mountain up to accreted masses as high as  $M_a = 6 \times 10^{-4} M_\odot$ , by importing the output from previous calculations (which were limited by numerical problems and the formation of closed bubbles to  $M_a < 10^{-4} M_\odot$ ) into the time-dependent, ideal-magnetohydrodynamic code ZEUS-3D and loading additional mass onto the star dynamically. The rise of buoyant magnetic bubbles through the accreted layer is observed in these experiments. We also investigate the stability of the resulting hydromagnetic equilibria by perturbing them in ZEUS-3D. Surprisingly, it is observed that the equilibria are marginally stable for all  $M_a \leq 6 \times 10^{-4} M_\odot$ ; the mountain oscillates persistently when perturbed, in a combination of Alfvén and acoustic modes, without appreciable damping or growth, and is therefore not disrupted (apart from a transient Parker instability initially, which expels  $< 1\%$  of the mass and magnetic flux).

**Key words:** accretion, accretion discs — pulsars — stars: magnetic fields — stars: neutron

## 1 INTRODUCTION

The magnetic dipole moments  $\mu$  of neutron stars are observed to decrease with accreted mass,  $M_a$ . Evidence of this trend is found in a variety of systems, e.g. low- and high-mass X-ray binaries, and binary radio pulsars with white-dwarf and neutron-star companions (Taam & van den Heuvel, 1986; Shibazaki et al., 1989; van den Heuvel & Bitzaraki, 1995), although there is some debate over whether the trend is monotonic (Wijers, 1997). Several theoretical mechanisms have been proposed to explain the  $\mu(M_a)$  data, including accelerated Ohmic decay (Urpin & Gelpert, 1995; Urpin & Konenkov, 1997), fluxoid-vortex interactions (Muslimov & Tsygan, 1985; Srinivasan et al., 1990), and magnetic screening or burial (Bisnovatyi-Kogan & Komberg, 1974; Romani, 1990). With regard to the latter mechanism, Payne & Melatos (2004) (hereafter PM04) calculated a sequence of two-dimensional, hydromagnetic (Grad-Shafranov) equilibria describing the structure of the magnetically confined mountain of material accreted at the magnetic poles of the neutron star. The mountain is confined by magnetic stresses near the equator, where the field is compressed (Melatos & Phinney, 2001). These solutions are the first of their kind to explicitly disallow cross-field

transport of material as the mountain evolves from its initial to its final state (cf. Mouschovias, 1974), as required in the ideal-magnetohydrodynamic (ideal-MHD) limit. PM04 found that  $\mu$  is screened substantially above a critical accreted mass  $M_c \sim 10^{-5} M_\odot$ , well above previous estimates of  $M_c \lesssim 10^{-10} M_\odot$  (Hameury et al., 1983; Brown & Bildsten, 1998; Litwin et al., 2001).

PM04 calculated equilibria up to  $M_a \lesssim 10^{-4} M_\odot$ , falling short of the mass required ( $\sim 0.1 M_\odot$ ) to spin up a neutron star to millisecond periods (Burderi et al., 1999). This is supplied by a large class of mass donors like LMXBs (Strohmayer & Bildsten, 2006), even given nonconservative mass transfer (Tauris et al., 2000). Grad-Shafranov calculations are stymied above  $M_a \sim 10^{-4} M_\odot$  by physical effects (e.g. magnetic bubbles form above the stellar surface) and numerical effects (e.g. steep magnetic gradients hinder iterative convergence). In this paper, we extend the  $\mu(M_a)$  relationship to  $M_a \sim 10^{-3} M_\odot$  by loading equilibria with  $M_a \sim 10^{-4} M_\odot$  into ZEUS-3D, a multi-purpose time-dependent, ideal-MHD code for astrophysical fluid dynamics, and adding extra mass quasistatically through the outer boundary of the simulation volume.

PM04 also left open the important question of the sta-

bility of the hydromagnetic equilibria. Distorted magnetic configurations, in which the polar flux is buried beneath the accreted overburden and compressed into a narrow belt at the magnetic equator, are expected *prima facie* to be unstable. Indeed, the Grad-Shafranov analysis in PM04 hints at the existence of an instability by predicting (informally) the existence of magnetic bubbles as steady-state solutions. In this paper, we systematically explore the stability of the equilibria by evolving them in ZEUS-3D, subject to linear and nonlinear perturbations.

The structure of the paper is as follows. In section 2, the necessary theory is summarised and the solution method described. The formalism of PM04 is again used here. The numerical Grad-Shafranov solver is described in appendix B of PM04 and appendix C of Mouschovias (1974). In section 3, we verify ZEUS-3D against a set of test cases relevant to the problem of magnetic burial; the implementation is described thoroughly in Appendix A. In section 4, we explore the late stages of magnetic burial ( $10^{-5} \lesssim M_a/M_\odot \lesssim 10^{-3}$ ) by adding mass quasistatically to equilibria from PM04 in ZEUS-3D. In section 5, we discuss the linear and nonlinear stability of the equilibria in the regime  $10^{-5} \lesssim M_a/M_\odot \lesssim 10^{-3}$ . The paper concludes, in section 6, with a discussion of the limitations of our analysis and suggestions for future numerical work.

## 2 PHYSICS OF MAGNETIC BURIAL

### 2.1 Axisymmetric equilibria

During accretion onto a neutron star from a binary companion, matter piles up on the polar cap, funnelled by the magnetic tension of the polar magnetic flux tube. Once  $M_a$  exceeds  $\sim 10^{-5} M_\odot$ , the hydrostatic pressure at the base of the accretion column overcomes the magnetic tension and matter spreads over the stellar surface towards the equator, dragging along frozen-in polar field lines (PM04). The distorted magnetic field leads to screening currents which act to decrease the magnetic dipole moment. Figure 1(a) illustrates the magnetic ‘tutu’ formed for  $M_a = 10^{-5} M_\odot$ , cut off at ten density scale heights. The polar mountain of accreted material (dashed contours) and the pinched, flaring, equatorial magnetic belt (solid contours) are plainly seen.

At first glance, one might expect such equilibria, with their steep density and magnetic field gradients, to be unstable. Interestingly, this expectation is largely false, as we show in section 5. We summarise the key equations and notation of magnetic burial here (PM04).

The steady-state ideal-MHD equations for an isothermal atmosphere ( $p = c_s^2 \rho$ , i.e. adiabatic index  $\gamma = 1$ ) reduce to the force equation  $\nabla p + \rho \nabla \phi - \mu_0^{-1} (\nabla \times \mathbf{B}) \times \mathbf{B} = 0$ . For an axisymmetric configuration in spherical polar coordinates  $(r, \theta, \phi)$ , a flux function  $\psi(r, \theta)$  generates the magnetic field  $\mathbf{B}$  via  $\mathbf{B} = \nabla \psi(r, \theta) / (r \sin \theta) \times \hat{\mathbf{e}}_\phi$ . The flux function satisfies the Grad-Shafranov equation

$$\Delta^2 \psi = F'(\psi) \exp[-(\phi - \phi_0)/c_s^2], \quad (1)$$

where  $\rho$ ,  $p$ ,  $\phi$ ,  $\phi_0$ ,  $c_s$ , and  $\Delta^2$  denote the matter density, pressure, gravitational potential, surface gravitational potential, sound speed, and Grad-Shafranov operator respectively (PM04). In the limit  $h_0 = c_s^2 R_*^2 / (GM_*) \ll R_*$ ,  $\phi = GM_* r / R_*^2$ , where  $M_*$  is the mass of the neutron star

and  $R_*$  is its radius, mass-flux conservation in ideal MHD provides the integral constraint

$$F(\psi) = c_s^2 \frac{dM}{d\psi} \times \left\{ 2\pi \int_C ds r \sin \theta |\nabla \psi|^{-1} \exp[-(\phi - \phi_0)/c_s^2] \right\}^{-1}, \quad (2)$$

We prescribe the mass-flux distribution to be  $dM/d\psi = (M_a/2\psi_a) \exp(-\psi/\psi_a)$ , where  $\psi_a = \psi_* R_*/R_a$  is the flux enclosed by the inner edge of the accretion disk at a distance  $R_a$  and  $\psi_*$  is the hemispheric flux. For the boundary conditions, we fix  $\psi$  to be dipolar at  $r = R_*$ , assume north-south symmetry, fix the  $\psi = 0$  field line, and leave the field free at large  $r$ .

Equations (1) and (2) are solved numerically using an iterative relaxation scheme (Mouschovias, 1974; Payne & Melatos, 2004). The mean residual as a function of iteration number is shown in figure 1(b), corresponding to the Grad-Shafranov equilibrium for  $m = M_a/M_c = 0.16$  displayed in figure 1(a). The form of  $F(\psi)$ , found from (2), varies from  $M_a = 0$  to  $M_a = 0.16 M_c$  in the manner displayed in figure 1(c).

### 2.2 Critical accreted mass $M_c$

According to naive estimates based on hydromagnetic force balance between  $\mu_0^{-1} (\nabla \times \mathbf{B}) \times \mathbf{B}$  and  $\nabla p$  at the polar cap, the magnetic field (and hence  $\mu$ ) is distorted appreciably away from its initial configuration for  $M_a \geq M_c \sim 10^{-8} M_\odot$  (Brown & Bildsten, 1998; Litwin et al., 2001). However, self-consistent solutions of (1) and (2), in which mass does not migrate across flux surfaces and the back reaction from equatorial magnetic stresses is included (PM04), predict a larger value of  $M_c$ , given by

$$\begin{aligned} \frac{M_c}{M_\odot} &= \pi G M_* B_*^2 R_*^2 / (2\mu_0 c_s^4 M_\odot) \\ &= 1.2 \times 10^{-4} \left( \frac{M_*}{1.4 M_\odot} \right) \left( \frac{R_*}{10^4 \text{m}} \right)^2 \\ &\quad \times \left( \frac{B_*}{10^8 \text{T}} \right)^2 \left( \frac{c_s}{10^6 \text{m s}^{-1}} \right)^{-4}. \end{aligned} \quad (3)$$

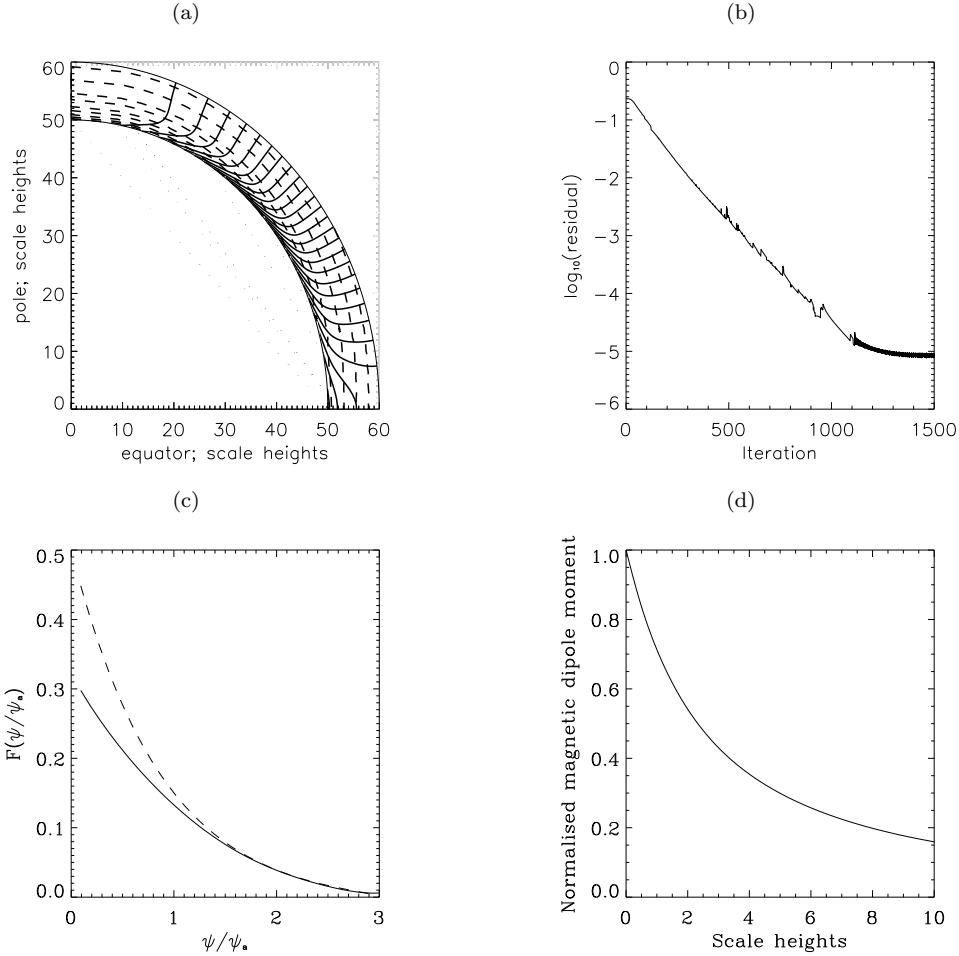
In the regime  $M_a \lesssim M_c$ , the Green function analysis in PM04 gives

$$\psi(r, \theta) = \psi_d(r, \theta) [1 - mb^2 (1 - e^{-x/h_0})], \quad (4)$$

with  $m = M_a/M_c$  and  $b = \psi_*/\psi_a$ . The distorted field lines develop a large tangential component as mass is added, such that  $|\mathbf{B}|$  increases substantially for  $M_a \gtrsim M_c/a$ , with  $a = R_*/h_0$ .<sup>1</sup> The self-consistent density distribution associated with (4) is given by

$$\rho(r, \theta) = \rho_0 \tilde{F}[\tilde{\psi}(r, \theta)] e^{-x/h_0} \quad (5)$$

<sup>1</sup> The extra factor of  $a$  comes from differentiating  $\psi$  with respect to  $\theta$ .



**Figure 1.** Hydromagnetic equilibrium for  $a = 50$  (scaled from real stellar dimensions as discussed in section 3.3) and  $M_a/M_c = 0.16$ , with  $G_x = G_y = 64$ , showing (a) magnetic field lines (*solid*) and density contours (*dashed*) and (b) the corresponding mean residual versus iteration number for an underrelaxation parameter  $\Theta = 0.99$ . (c) Final  $F(\psi)$  (*solid*) and initial  $F(\psi)$  (*dashed*) versus  $\psi$ . (d) Magnetic dipole moment (normalized by its surface value) as a function of altitude above the stellar surface (in units of  $h_0$ ).

with

$$\tilde{F}(\tilde{\psi}) = \frac{b}{2\pi a^2} \exp(-\tilde{\psi})(1 - \tilde{\psi}/b)^{1/2} [J(\tilde{\psi})]^{-1}, \quad (6)$$

where we write  $\tilde{F} = F h_0^3 c_s^2 / M_a$ ,  $\rho_0 = M_a / h_0^3$ , and  $\tilde{\psi} = \psi / \psi_a$ , and the form factor satisfies  $J(\tilde{\psi}) \approx 1$  to better than 10 per cent for all  $\theta$  except near the equator,  $89.5^\circ \leq \theta \leq 90^\circ$  (see figure A1 of PM04). In the small- $M_a$  limit,  $F$  is calculated by assuming  $\psi$  to be dipolar and evaluating the (small) correction from (1) using Green functions.

### 2.3 Screening the magnetic dipole

The magnetic dipole moment is defined in terms of the radial component of the magnetic field by

$$\mu = \frac{3}{4} r^3 \int_{-1}^1 d(\cos \theta) \cos \theta B_r(r, \theta), \quad (7)$$

assuming axisymmetry. In the regime  $M_a \lesssim M_c$  from (4), we obtain

$$\mu / \mu_i = (1 - M_a / M_c), \quad (8)$$

where  $\mu_i = \psi_* R_*$  is the initial dipole moment. Equation (8) depends only on  $m = M_a / M_c$ , not  $M_a$  and  $M_c$  individually, just as in (4). Figure 1(d) shows how  $\mu$  decreases as a function of altitude due to the screening currents within the first few density scale heights. It is very important to note that  $\psi$  deviates substantially from its dipole form for  $M_a / M_c \gtrsim b^{-2}$ , whereas  $\mu$  deviates from  $\mu_i$  for  $M_a / M_c \gtrsim 1$ , which occurs at a much later stage of accretion (because  $b \gg 1$  usually).

### 3 NUMERICAL SIMULATIONS OF MAGNETIC BURIAL

Distorted MHD equilibria like the one pictured in figure 1(a) are notoriously unstable. In this section, we describe how the astrophysical MHD code ZEUS-3D can be used to investigate the stability of our equilibria. We discuss the set up of ZEUS-3D in section 3.1 and appendix A, some verification experiments in section 3.2 and appendix A, and the curvature rescaling required to render the magnetic burial problem tractable in section 3.3.

### 3.1 ZEUS-3D

ZEUS-3D is a multipurpose, time-dependent, ideal-MHD code for astrophysical fluid dynamics which uses staggered-mesh finite differencing and operator splitting in three dimensions (Stone & Norman, 1992a). In this paper, we restrict the dynamics to two dimensions, disabling the third, but employ a spherical polar grid, appropriate for an axisymmetric stellar atmosphere. Previous numerical work focused on the magnetic poles of the accreting star (Brown & Bildsten, 1998; Cumming et al., 2001); here, by contrast, equatorial magnetic stresses are treated fully by simulating a complete hemisphere. The density and magnetic field strengths are read into ZEUS-3D from the output of our Grad-Shafranov code (PM04). The time-step  $\Delta t_Z$  is set by the Courant condition satisfied by the fastest MHD wave modes. Details regarding the parameters, initial conditions, boundary conditions, verification tests, and coordinate choices in the runs are given in appendix A.

### 3.2 Verification

Before implementing the burial problem in ZEUS-3D, we ran a sequence of simpler verification cases.

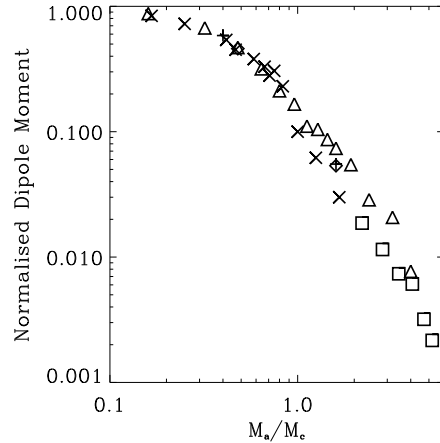
First, we reproduced the classical results for the nonlinear evolution of the Parker instability of a plane-parallel field in rectangular geometry (Mouschovias, 1974). We achieved agreement on the minimum stable wavelength  $\lambda_{\text{crit}} = 4\pi h_0 [B^2/(4\pi p) + 1]^{-1/2}$  and reproduced the final, nonlinearly evolved equilibrium state to an accuracy of 5 per cent.

Second, to test spherical coordinates in ZEUS-3D, we studied the evolution of a spherical isothermal atmosphere containing zero magnetic field, followed by an atmosphere containing a dipolar magnetic field; both these states are analytic force-free equilibria  $[(\nabla \times \mathbf{B}) \times \mathbf{B} = 0]$ . ZEUS-3D confirmed that these are indeed equilibria; they do not alter significantly even after several thousand Alfvén times. The condition at the outer boundary  $r = r_m$  is chosen to suit the problem at hand. The outflow condition leaves the magnetic field free but allows some mass loss, which we minimize by keeping  $r_m$  large, to prevent the atmosphere from evaporating over long time-scales. The inflow condition artificially pins the magnetic field, thereby introducing a radial magnetic field at the outer boundary which increases  $\mu$  artificially when integrated at  $r_m$ . It is used at an intermediate stage in the bootstrap algorithm (described in section 4.2) when adding mass in the  $M_a \gg M_c$  regime.

### 3.3 Curvature rescaling

The characteristic radial ( $h_0$ ) and latitudinal ( $R_*$ ) length scales are very different in a neutron star, creating numerical difficulties which must be handled by rescaling the problem. For a typical neutron star with  $c_s = 10^6 \text{ m s}^{-1}$  (Brown & Bildsten, 1998), we find  $h_0 = 0.54 \text{ m}$ ,  $a = R_*/h_0 = 1.9 \times 10^4$ , and  $\tau_0 = h_0/c_s = 5.4 \times 10^{-7} \text{ s}$ , where  $\tau_0$  is the sound crossing time over a hydrostatic scale height.

Two input parameters are varied in the simulations:  $M_a$  and  $b$ . In the regime  $M_a \lesssim M_c$ , where (4) holds,  $\psi$  and consequently  $\mu$  depend only on  $m = M_a/M_c$  and not explicitly on  $M_a$ , suggesting that we can artificially reduce  $a = R_*/h_0$  by reducing  $M_*$  and  $R_*$ , as long as we keep  $h_0 \propto R_*^2/M_*$



**Figure 2.** Magnetic dipole moment,  $\mu$ , as a function of accreted mass,  $m = M_a/M_c$ , for  $b = R_a/R_* = 3$  and  $a = R_*/h_0 = 1.86 \times 10^4$  (crosses),  $a = 50$  (triangles),  $a = 100$  (pluses),  $a = 500$  (diamonds), all found with the Grad-Shafranov code, and  $a = 50$  with mass added through the outer boundary in ZEUS-3D (squares).

fixed. This has the advantage that the minimum density increases as  $a$  decreases (because the atmosphere extends further), decreasing the Alfvén speed and hence increasing the ZEUS-3D time step  $\Delta t_Z$ . We set  $a = 50$ , a good compromise that ensures  $a \gg 1$  (as for a realistic star) while keeping the computational burden reasonable. This choice corresponds to a model star with  $M'_* = 10^{-5} M_\odot$  and  $R'_* = 27 \text{ m}$ . Our numerical results confirm that  $\mu$  is independent of  $a$  (see section 4.1), as predicted analytically. This is illustrated in figure 2, where  $\mu(M_a)$  is plotted for several  $a$  values; even for  $M_a < M_c$ , the deviations are less than ten per cent.

Our ZEUS-3D grid reaches an altitude  $x_m = r_m - R_* = 10h_0$  (cf.  $> 10^3 h_0$  in PM04). We adopt a restricted domain for two reasons: (i) to maximize grid resolution near the surface of the star, where gradients are steepest; and (ii) to stop the time-step,  $\Delta t_Z$ , from becoming so small that run time and numerical dissipation become excessive (as discussed in appendix A). According to the Courant condition,  $\Delta t_Z$  scales as  $v_{A,\text{max}}^{-1} \propto \rho_{\text{min}} \propto e^{-x_m/h_0}$ . Note that the pole-to-equator sound and Alfvén crossing times ( $ah_0/c_s$  and  $ah_0/v_A$  respectively) also decrease as  $a$  decreases.

## 4 LATE STAGES OF MAGNETIC BURIAL

( $M_a \gg M_c$ )

In this section, we investigate the evolution in time of the highly distorted Grad-Shafranov equilibria that arise for  $M_a \gg M_c \sim 10^{-4} M_\odot$ . We aim to answer a question on which the Grad-Shafranov analysis is silent: what happens when significantly more than  $10^{-4} M_\odot$  is accreted at a rate that is slow compared with the Alfvén time and instability oscillation period (see section 5)? To do this, we employ the bootstrap approach described in section 4.2.

#### 4.1 $\mu$ versus $M_a$

Our numerical results confirm that the magnetic dipole moment is essentially independent of  $a = R_*/h_0$ . Figure 2 displays  $\mu(M_a)$  for several  $a$  values, with  $M_a > M_c$  achieved by adding mass through the outer boundary of the simulation box (squares). As predicted analytically, there is negligible dependence on  $a$  for  $M_a < M_c$ . For  $M_a > M_c$ , deviations of less than a factor of two occur. The outer boundary condition (radial  $\mathbf{B}$ ) artificially increases  $\mu$ , integrated at  $x_m = 10h_0$ , by about 10 per cent; this is considered further below [see figure 3(f), where  $\mu$  is plotted as a function of altitude  $x$  (dotted curve) for  $m = 0.16$ ]. Hence the magnetic dipole moment plotted in figure 2 is an upper bound.

Errors are  $\lesssim 1\%$  when compared against other runs with  $x_m > 10h_0$ . For example, for  $m = 0.16$  and  $G_x = G_y = 128$ , the minimum dipole moment is 0.8695 at  $\tilde{x}_m = 10$  and 0.8555 at  $\tilde{x}_m = 20$ . (A  $64 \times 64$  grid gives similar results, e.g.  $\mu = 0.875$  at  $\tilde{x}_m = 10$ .)

#### 4.2 Bootstrap accretion: $M_a \gg M_c$

The data in figure 2 extend to  $M_a \approx 5M_c$ , yet the Grad-Shafranov code only produces equilibria for  $M_a \lesssim 10^{-4}M_\odot$ , and breaks down when magnetic bubbles first appear at  $M_a \gtrsim M_cb^{-1}$  (section 4.3). This state of affairs is unsatisfactory because, in many real accreting systems (e.g. LMXBs),  $M_a$  exceeds substantially the critical mass for bubbles to form (Taam & van den Heuvel, 1986; van den Heuvel & Bitzaraki, 1995). For such systems, the previous calculations are useful for the early stages of accretion, at  $\tau_a = M_a/\dot{M}_a \leq 10^4 b^{-1}$  yr, but teach us little about the final stages of accretion and hence the relic magnetic structure once accretion stops.

In this section, we perform a numerical experiment to address this issue. We begin with a hydromagnetic equilibrium configuration for  $\rho$  and  $\psi$  where  $M_a$  is just below the critical value for bubbles, calculated using the previous Grad-Shafranov method (PM04). We load this configuration into ZEUS-3D. We then add mass on the polar flux tube  $0 \leq \psi \leq \psi_a$ , at a rate slower than all the hydromagnetic time-scales involved in the process of coming to equilibrium (including the Alfvén time-scale and the period of the global Parker oscillations discussed in section 5), but at a rate faster than the true accretion rate  $\dot{M}_a$  (so as to make the computation tractable). We then see what final magnetic structure we get after a realistic amount of mass is accreted, e.g.  $M_a \sim 0.1M_\odot$  for LMXBs.

This approach does not track properly any processes that operate on time-scales between  $\tau_A$  and  $\tau_a$ , such as Hall drift (Cumming et al., 2004) and Ohmic diffusion (Romani, 1990). However, it does model all time-dependent ideal-MHD effects in the context of polar magnetic burial for the first time. Note that this experiment would be completely impractical without the Grad-Shafranov equilibria previously computed for  $M_ab \lesssim 10^{-4}M_\odot$  (PM04), because the separation of the hydromagnetic and accretion time-scales is too great if one starts from  $M_a = 0$ , even when the accretion is accelerated artificially.

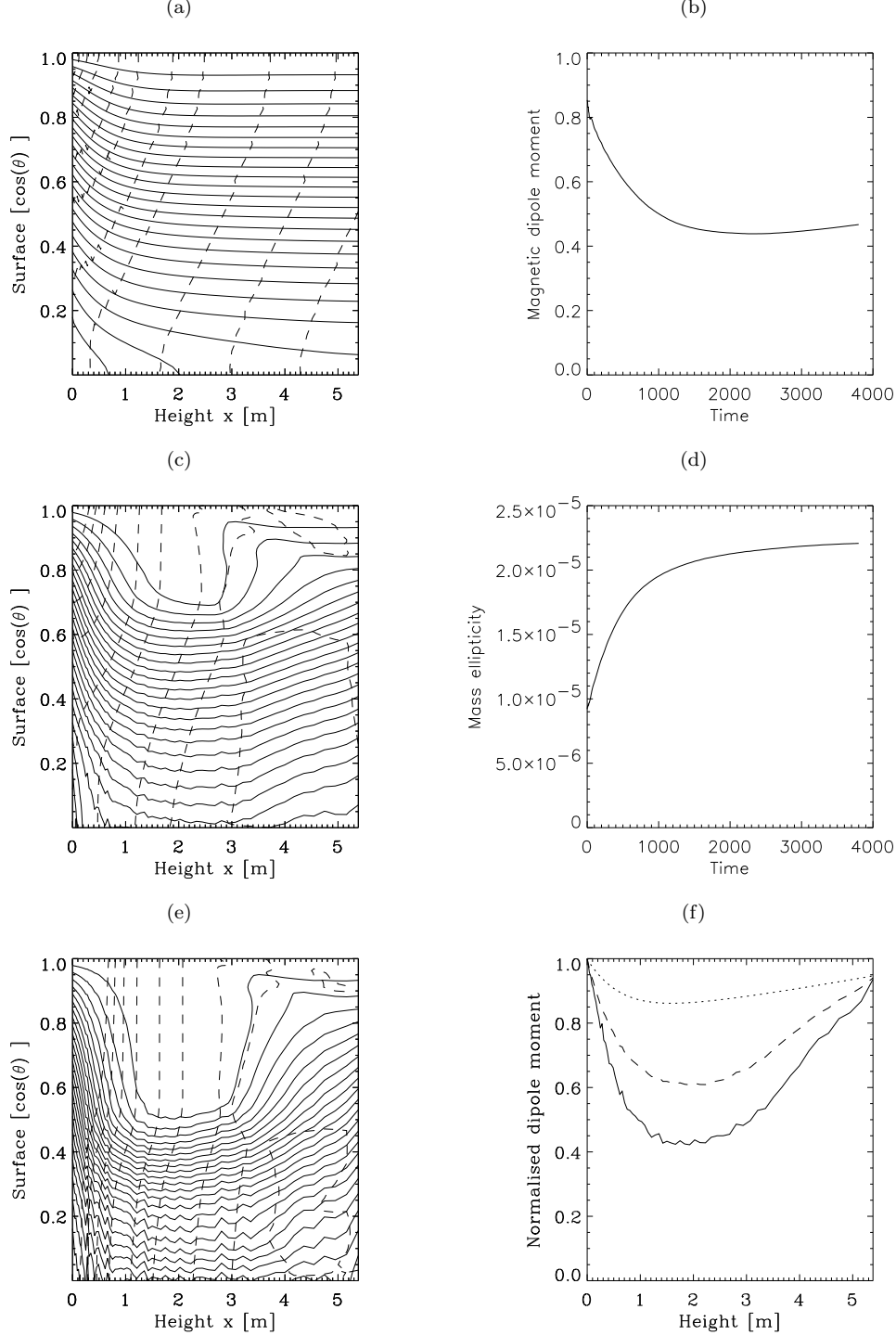
Figure 4 illustrates one bootstrapping cycle; it is also

a good illustration of the dynamics of magnetic burial for  $M_a \gg M_c$ . Starting from a steady state equilibrium with  $m = 1.6$ , we add mass to the outer boundary, with inflow boundary conditions. The magnetic field lines are tied to the outer boundary by this condition in ZEUS-3D, preventing  $\mu$  from decreasing there and raising  $\mu$  artificially closer to the star. To overcome this, we change the outer boundary condition from inflow ( $\mathbf{B}$  pinned) to outflow ( $\mathbf{B}$  free) after adding progressively more mass through the polar flux tube, with  $M_a(\theta) = \dot{M}_{a,\max} e^{-b \sin^2 \theta}$  and  $\dot{M}_{a,\max} \approx 2 \times 10^{-6} M_\odot/\tau_0$  when scaled up from the model ( $a = 50$ ) to a realistic neutron star. Mass falls along field lines [figure 4(a)] towards the stellar surface and flattens the equatorial ‘tutu’, until the magnetic tension matches the hydrostatic pressure. Matter subsequently flows equatorward, dragging magnetic field lines with it [figure 4(c)]. Superposed on this process are sound and Alfvén oscillations, which are discussed in section 5; they cause wiggles in the field lines, visible above the spreading matter (2 – 3 m above the surface). The oscillations show up clearly in the time evolution of the magnetic dipole moment, and mass quadrupole moment, plotted in figure 5. [Further discussion of the mass distribution appears in Melatos & Payne (2005).] Finally, the mass inflow is stopped and the outer boundary condition is switched to outflow, allowing the magnetic field lines to relax [figure 4(e)]. The configuration in figure 4(e) becomes the initial state for further mass to be added.

The dipole moment attained after adding a total of  $3 \times 10^{-4}M_\odot$  on a  $128 \times 128$  grid is shown in figure 6 as a function of altitude. We find that a minimum dipole moment of  $\approx 3 \times 10^{-3}$  times the surface value is obtained for  $m = 4.76$  at an altitude  $\sim h_0$ . Smaller dipole moments are expected for larger  $M_a$ , but numerical constraints prevented us from improving the grid resolution nearer the equator sufficiently to see this.

One might be tempted to ask whether the intermediate step of relaxing the field at  $r_m$  is really necessary. It is, and figures 3 and 4 illustrate why. If too much mass is added, it is found numerically that the field lines break off the underlying magnetic dipole and, when allowed to relax, remain pinned to the outer boundary. Figure 5 shows  $\mu$  as a function of time, measured  $\sim 1.5$  m above the stellar surface where the spreading mostly occurs.  $\mu$  reaches a minimum after  $\sim 100\tau_0$ , even when more mass is added, because of line-tying at  $r_m$ . Adding more mass is ineffective because closed magnetic loops form. They are apparent in figure 7, which shows the configuration at  $t = 400$  (starting from the  $m = 1.6$  equilibrium). This configuration cannot be used as the initial state for the next bootstrapping iteration because the magnetic field lines remain fixed at the outer boundary.

To validate the bootstrapping method, we take an equilibrium that is free of magnetic bubbles (i.e.  $m \ll 1$ ) and add mass up to a value of  $M_a$  for which the Grad-Shafranov equilibrium is already known. Generally speaking, we repro-

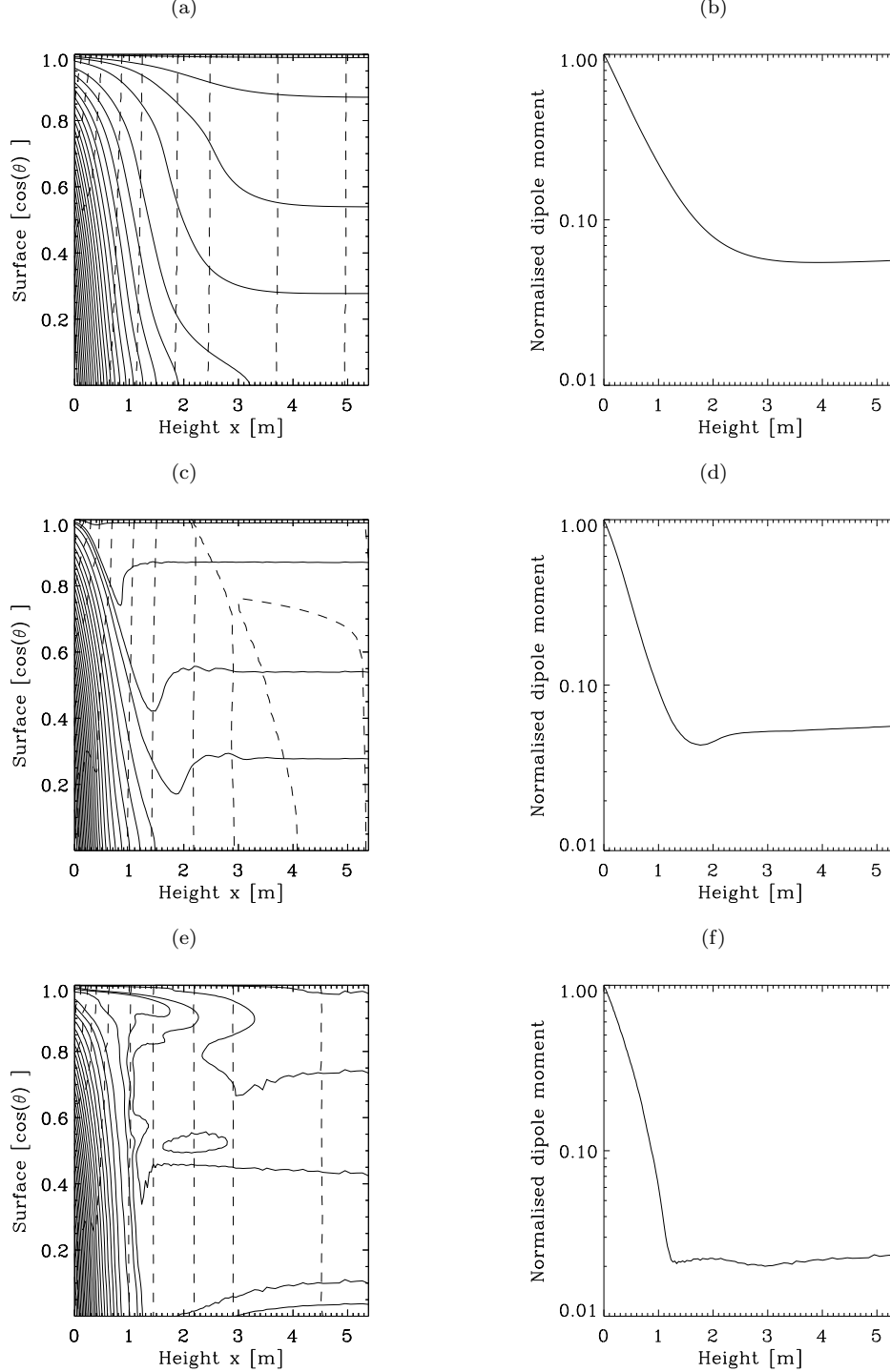


**Figure 3.** Magnetic field evolution with mass added to the outer boundary. (a), (c), (e): Magnetic field lines (*solid*) and density contours (*dashed*) for  $t = 0, 500, 2000$ , corresponding to  $m = 0.16, 0.22, 0.4$  respectively. (b) Dipole moment as a function of time, measured at 3 m above the stellar surface. (d) Quadrupole moment as a function of time. (f) Dipole moment as a function of height for  $t = 0$  (*dotted*), 500 (*dashed*), and 2000 (*solid*).

duce the Grad-Shafranov value of  $\mu$  to an accuracy of 5 per cent.

Figure 3 shows the results of such a test, beginning with  $m = 0.16$  and adding mass at a rate  $\dot{M}_a(\theta) = \dot{M}_{a,\max} e^{-b \sin^2 \theta}$ , with  $\dot{M}_{a,\max} \approx 7 \times 10^{-8} M_\odot / \tau_0$ . We point

out several important features. (i) The initial  $\mu$  in figure 3(f) rises towards the outer boundary (see section 3.2). (ii)  $\mu$  is unchanged at the outer boundary, because the magnetic field lines are tied there by the flux-freezing condition, to accommodate the inflowing mass. The magnetic field lines bend towards the equator, and  $\mu$  decreases closer to the stel-

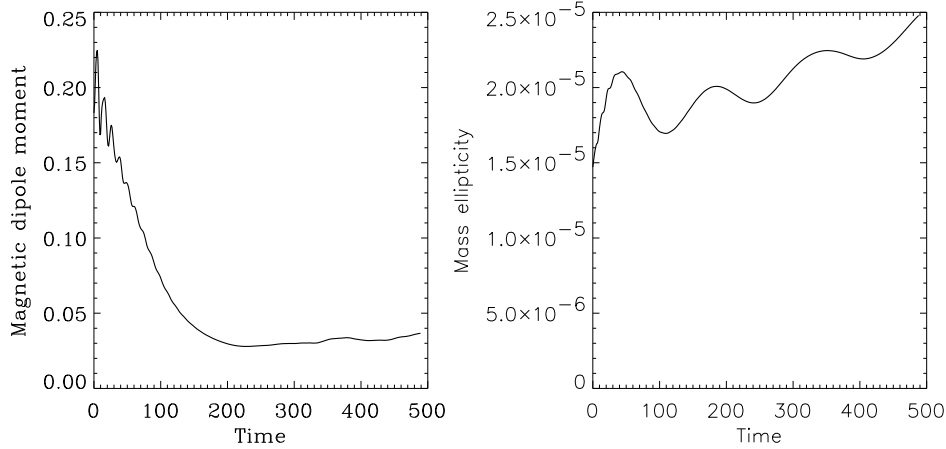


**Figure 4.** Illustration of one step in the bootstrapping algorithm. Magnetic field lines (*solid*) and density contours (*dashed*) (*left*) and the magnetic dipole moment as a function of height (*right*) for  $m = 1.6$  at  $t = 0$  (*top*),  $m = 2.2$  at  $t = 100$  (*middle*), reached by adding mass at the outer boundary, and  $m = 4.1$  at  $t = 400$  (*bottom*).

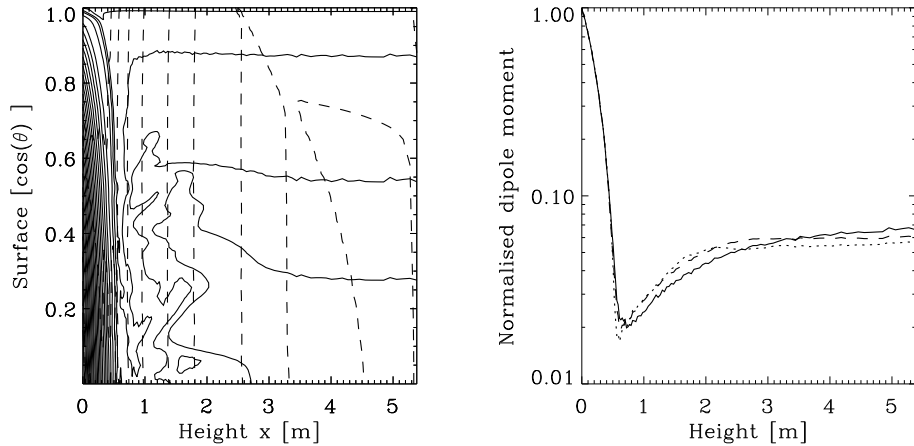
lar surface. (iii) Closer to the surface,  $\mu$  reaches a minimum within 5 per cent of that obtained from the Grad-Shafranov equilibrium. (iv) The kinks apparent in the magnetic field lines are a result of numerical dissipation on the grid scale.

### 4.3 Bubbles

When the Grad-Shafranov equation is solved with  $\psi$  free (Neumann) at the outer boundary, closed bubbles of magnetic field, disconnected from the inner (Dirichlet) boundary, can arise (PM04) for  $M_a \geq 1.6M_c b^{-1}$ . Physically, they are generated when the toroidal screening current exceeds



**Figure 5.** Evolution of the magnetic dipole moment, as measured 1.5 m above the stellar surface (*left*), and the mass ellipticity (*right*), when mass is added to a  $m = 0.16$  equilibrium.



**Figure 7.** (*Left.*) Magnetic field lines (*solid*) and density contours (*dashed*) when mass is added to a  $m = 0.16$  equilibrium, reaching  $m = 4.1$  at  $t = 400$ . (*Right.*) Magnetic dipole moment as a function of altitude when the  $m = 4.1$  configuration at  $t = 0$  (*dotted*) relaxes in the presence of an outflow outer boundary condition, at  $t = 500$  (*dashed*) and  $t = 900$  (*solid*).

a threshold. However, the field lines are deformed continuously from a simply connected initial state (e.g. a dipole, or something close to it is the best guess for a typical neutron star) in ideal MHD. Therefore, the bubbles are not realizable in an accreting neutron star even though they are admissible mathematical solutions to the steady-state boundary-value problem. Instead, the bubbles point to a loss of equilibrium, analogous to that which occurs during eruptive solar phenomena (Klimchuk & Sturrock, 1989), where no simply connected hydromagnetic equilibrium exists. In the language of the Grad-Shafranov analysis in section 2, the source term  $\propto F'(\psi)$  in (1) increases with  $M_a b$ , boosting  $\Delta^2 \psi$  and creating flux surfaces with  $\psi < 0$  or  $\psi > \psi_*$ , which cannot connect to the star and either form closed loops or are anchored at infinity (here, the accretion disk).

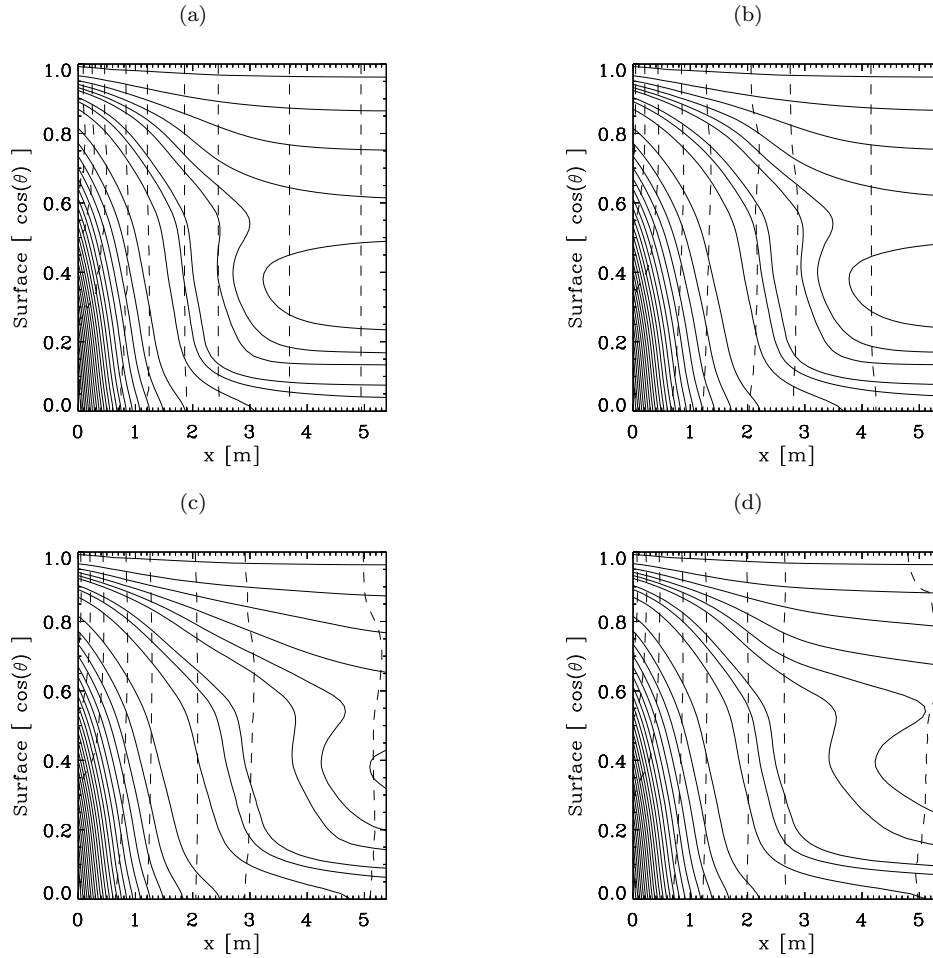
How does a bubble evolve in ZEUS-3D? We import a Grad-Shafranov equilibrium for  $M_a = 1.6 M_c$  into ZEUS-3D, retaining the self-consistent density  $\rho = F[\psi(r, \theta)]e^{-x/h_0}$  in the region  $0 \leq \psi \leq \psi_*$  but replacing it with an isothermal

atmosphere inside the bubble ( $\psi < 0$  and  $\psi > \psi_*$ ), where strict flux-freezing would imply  $\rho = 0$  (matter cannot enter without crossing flux surfaces). Figure 8 shows part of the evolution for  $m = 1.6$ . The bubble rises to  $r_m$ , during the first Alfvén oscillation of the magnetosphere, at the Alfvén speed. During the bubble’s rise, 0.5 per cent of the accreted mass ( $4.4 \times 10^{-7} M_\odot$  when converted to realistic neutron star parameters; see appendix A6) is ejected through the outer boundary in one Alfvén time. This compares with thermal evaporation of less than 0.001 per cent in the same time, which occurs naturally given outflow boundary conditions (see appendix A). For  $m > 1.6$ , the bubble oscillates about an equilibrium point rather than rising buoyantly.

#### 4.4 Uniform density increase

Another route to computing equilibria with  $M_a > 10^{-4} M_\odot$  is to start from a bubble-free Grad-Shafranov equilibrium





**Figure 8.** Evolution of a bubble [found initially in the region  $3 \leq x \leq 5$  m,  $0.2 \leq \cos(\theta) \leq 0.5$  in (a)] with  $m = 1.6$  initially, after the density is increased uniformly to  $m = 3.2$  at  $t = 0$ . Snapshots are plotted at (a)  $t = 0$ , (b)  $t = 3$ , (c)  $t = 6$ , (d)  $t = 9$ .

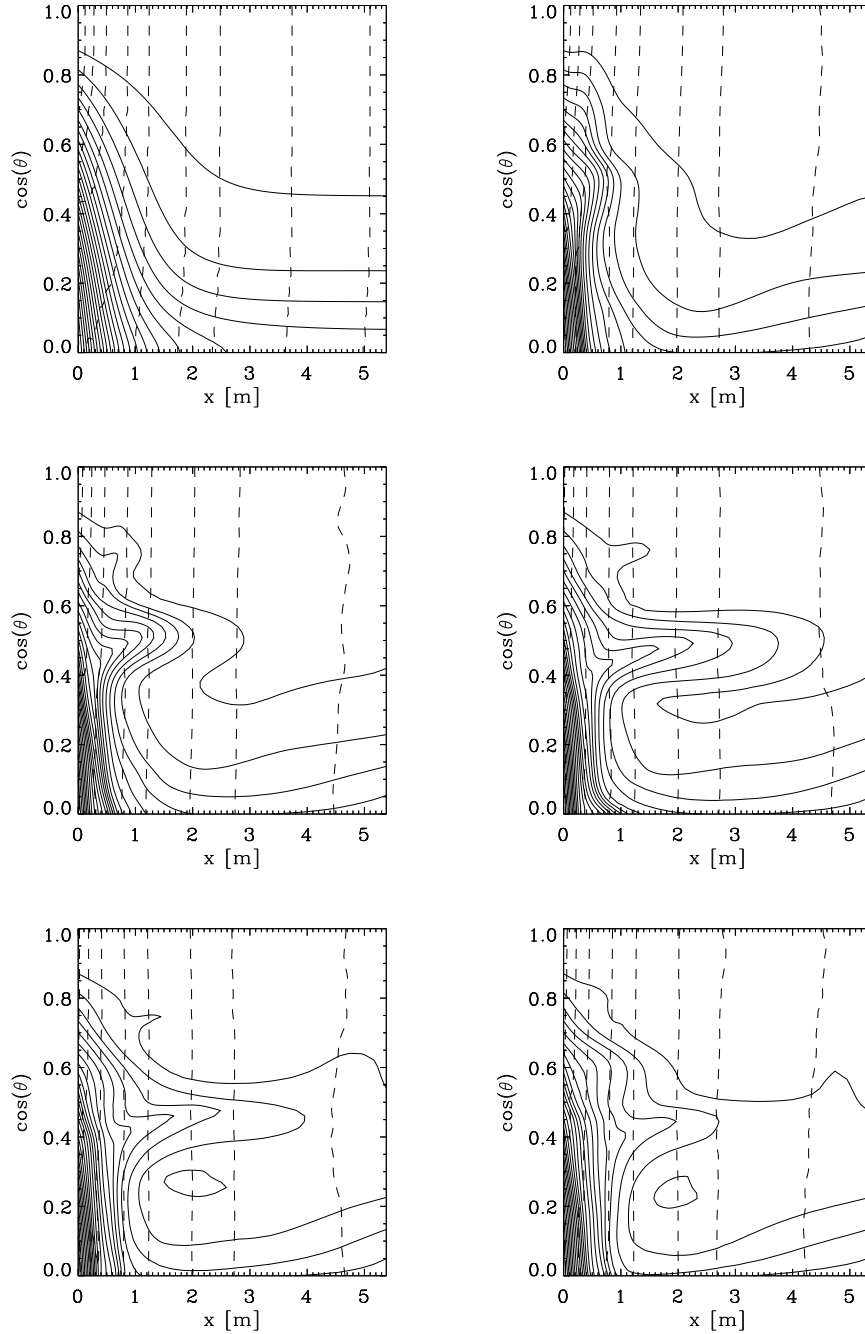
with  $M_a < M_c$  and increase the density uniformly across the grid by some factor (usually  $\gg 1$ ), while leaving the magnetic field unchanged. If we start from the initial dipole ( $M_a = 0$ ), this kind of numerical experiment is badly controlled; it leads to excessive numerical dissipation and mass loss through  $r = r_m$ . However, if we start from  $M_a \sim 10^{-5} M_\odot$ , the readjustment is gentler. During the early stages of the readjustment, some classic instances of the Parker instability are observed. For example, figure 9 shows how the initial state for  $m = 1.12$  evolves after the density is increased five-fold uniformly to  $m = 5.6$ . The magnetic field component  $B_\theta$  is compressed in the  $r$  direction on an Alfvén time-scale — ripe conditions for the Parker instability. The blistering becomes clear after 160 Alfvén times (third frame). After 280 Alfvén times, the material settles down to a new equilibrium. Importantly, negligible mass and magnetic flux (less than 1 % of the total) is lost through this blistering.

The magnetic dipole moment  $\mu$ , plotted in figure 10, settles down to  $\approx 0.06\mu_i$ . This is larger than we expect for  $m = 5.6$ , given that we found  $\mu(m = 4.7) < 0.01$  using the bootstrapping method. Two factors explain this: (i) the sudden density increase does not allow the magnetic field and matter to gradually find their equilibria, and (ii) flux-

freezing is violated by increasing the density as above. This method can be used in conjunction with bootstrapping with less severe density increases (factor  $\ll 5$ ).

#### 4.5 Size of the polar cap

In our numerical experiments, we choose the polar cap radius to be relatively large because (i) it helps the Grad-Shafranov solution converge numerically while still capturing the essential idea of a polar mountain, (ii) it raises the minimum density  $\rho_{\min} \propto e^{-b}$  on the grid, preventing  $\Delta t_Z$  from becoming too small via the Courant condition, and (iii) in a real star, the polar plasma flow can spread due to Rayleigh-Taylor and Kelvin-Helmholtz instabilities (Arons et al., 1984). We have not managed to get ZEUS-3D running for  $b \gg 3$ . For  $b = 3$  and  $b = 5$ ,  $\mu$  reaches an equilibrium value in a few hundred Alfvén times, and the oscillation frequencies are roughly the same, with  $\mu/\mu_i \rightarrow 0.85, 0.82$  for  $b = 3, 5$  as  $t \rightarrow \infty$ .



**Figure 9.** Evolution of the Parker instability for  $M_a = 1.12M_c$  with the density increased uniformly across the grid by a factor of 5. Snapshots of the magnetic field lines are shown at  $t = 0, 120, 160, 200, 240$ , and  $280$  Alfvén times (top left to bottom right).

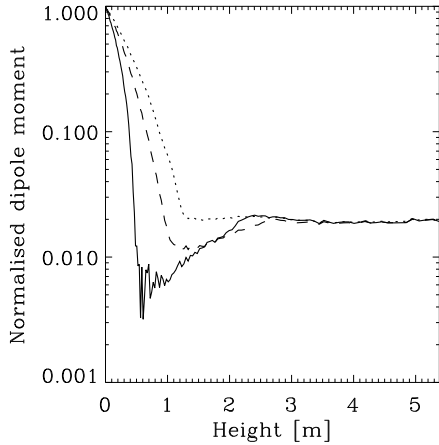
#### 4.6 Equatorial magnetic belt

Melatos & Phinney (2001) predicted that the magnetic field at the equator intensifies during magnetic burial, if magnetic flux is conserved. The results presented here confirm this. As seen in figure 1(a), the magnetic field is “combed” away from the pole, and flattened against the stellar surface towards the equator, increasing  $B_\theta$  at the expense of  $B_r$ . The maximum magnetic field strength,  $B_{\max}$ , is given as a function of  $M_a$  in Payne & Melatos (2006b). Note that the analytic approximation in the limit of small  $M_a$  captures

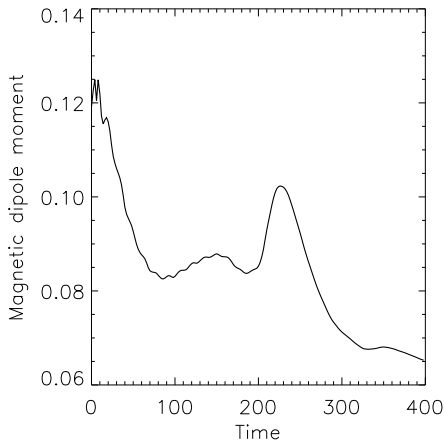
the equatorial belt provided that  $J(\psi)$  is calculated properly (PM04).

## 5 STABILITY

In this section, we investigate whether the Grad-Shafranov equilibria of magnetically confined mountains calculated in this paper ( $M_a \gtrsim M_c$ ) and PM04 ( $M_a \lesssim M_c$ ) are stable to small and large perturbations. To do this, we load the



**Figure 6.** Dipole moment versus altitude when mass is added to the configuration in figure 4(c), at  $t = 0$  (dotted),  $t = 100$  (dashed), and  $t = 500$  (solid), corresponding to  $m = 2.23, 2.86$ , and  $4.76$  respectively.



**Figure 10.** Magnetic dipole moment as a function of time during the blistering of the Parker instability displayed in figure 9.

numerical output from our Grad-Shafranov code into ZEUS-3D, evolve it forward in time, and report on the nature of any instabilities observed. In ideal MHD, any instabilities manifest themselves as slow, Alfvén, or fast magnetosonic waves, modified by buoyancy effects in a stratified medium.

We explore the stability of the system in the context of three numerical experiments: (i) we test how the small perturbation evolves, which arises from the numerical error in converting from the Grad-Shafranov to the ZEUS-3D grid (section 5.1, 5.2 and 5.4); (ii) we consider the fate of large perturbations (section 5.5); and (iii) we compare the evolution in ZEUS-3D with the convergence of the Grad-Shafranov algorithm.

### 5.1 Linear stability: numerical experiment

Equilibria of the kind depicted in figure 1(a), where the magnetic field is markedly distorted, are normally expected to

be unstable. To assess this here, we track separately the evolution of  $W_g$ ,  $W_k$ , and  $W_B$ , the gravitational, kinetic, and magnetic energies respectively, as the magnetic mountain evolves in ZEUS-3D. The total energy is given by

$$W = W_B + W_g + W_k,$$

where we define

$$W_g = \int d^3\mathbf{x} \rho \phi, \quad W_k = \int d^3\mathbf{x} (\rho v^2/2),$$

and

$$W_B = \int d^3\mathbf{x} (B^2/2\mu_0).$$

Key observables of the system, such as the magnetic dipole moment  $\mu$ , defined in (7), and the mass ellipticity  $\epsilon$ , are also tracked. We do not plot the total thermal energy  $W_p = \int d^3\mathbf{x} P \log P$  in what follows because ZEUS-3D holds it constant during isothermal (but not adiabatic) runs.

We begin, as an example, with the equilibrium for  $m = 1.6$  [figure 4(a)], our starting point for adding mass through the outer boundary in section 4.2. Figure 11 displays  $W_g$ ,  $W_k$  and  $W_B$  as a function of  $t$  for this case. The energies are normalized by their maximum values so that the energy exchanges are clear, because their absolute values differ by several orders of magnitude:  $W_g$  dominates, with  $W_B = 3.7 \times 10^{-3} W_g$  and  $W_k = 4.2 \times 10^{-5} W_g$  initially. After  $300\tau_A$ , we obtain  $W_B = 3.4 \times 10^{-3} W_g$  and  $W_k = 1.2 \times 10^{-5} W_g$ .

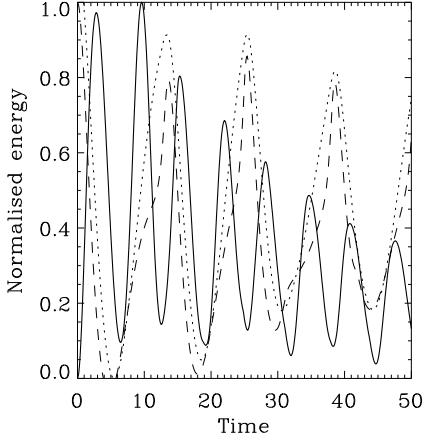
The evolution proceeds as follows. The equilibrium state imported into ZEUS-3D is not exact due to grid resolution, imperfect convergence in the Grad-Shafranov code, and numerical discrepancies when translating between the Grad-Shafranov and ZEUS-3D grids (see appendix A). Initially, during the first oscillation,  $W_g$  and  $W_B$  are converted to  $W_k$ . When the oscillation overshoots, the energy flow reverses direction. In ideal MHD, where there is no dissipation, the oscillation persists. In ZEUS-3D, where there is some numerical dissipation and energy is radiated by hydromagnetic waves through the outer boundary, the oscillations are damped, as in figure 11. However, this damping is slow. (Experiments demonstrating this numerical dissipation are reported in appendix A.) Note that  $W_k$  oscillates at twice the frequency of  $W_g$  and  $W_B$ , because the leading term in  $W_k$  is quadratic in perturbed quantities ( $\propto \delta v^2$ ) whereas  $W_g$  ( $\propto \delta \rho$ ) and  $W_B$  ( $\propto B \delta B$ ) are linear.

The dipole moment, normalized to its value at the stellar surface, is plotted in figure 12 for  $m = 1.6$ . The oscillation period equals that of  $W_B$  for the reason above. The kinks in the curve occur when the magnetic field reflects off the boundaries at the pole and equator. The oscillations are identified as acoustic modes (see section 5.2).

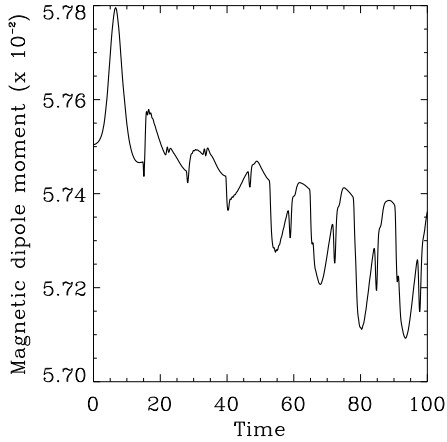
### 5.2 Global MHD oscillations

We explore here the physical nature of the oscillations resulting from small perturbations to the hydromagnetic equilibria and how their amplitude and period depend on  $M_a$ .

Figure 13 shows the time evolution of  $\mu$  and mass ellipticity for several  $M_a$  values and logarithmic scaling of the



**Figure 11.** Kinetic (*solid*), magnetic (*dashed*), and gravitational potential (*dotted*) energies, normalized to their maximum values as a function of time for  $m = 1.6$ ,  $G_x = G_y = 128$ .



**Figure 12.** Magnetic dipole moment normalized to its surface value, plotted as a function of time for  $m = 1.6$ ,  $G_x = G_y = 128$ .

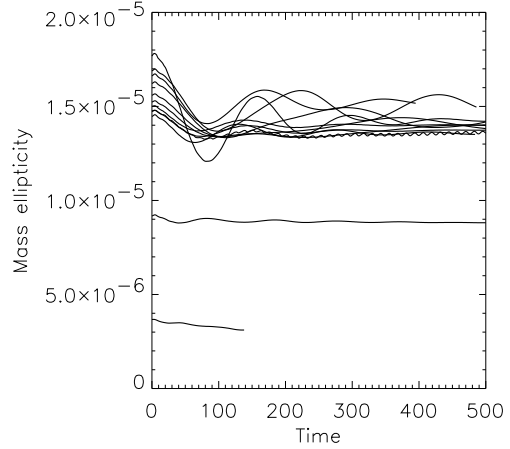
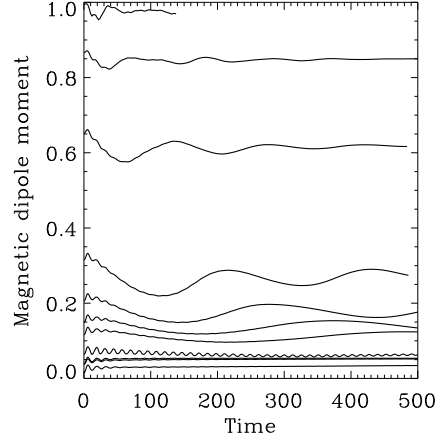
altitude. For reference and numerical comparison, the results for a linear scaling in altitude are shown in figure 14. *The key result is that the equilibria are marginally stable: the buried field is not disrupted significantly, but the configuration oscillates about its equilibrium state.* Two modes are clearly present: (i) a short period oscillation, with fixed period  $13\tau_0$  for all  $M_a$  (and thus  $\rho$ ), which is an acoustic mode with velocity  $c_s$ ; and (ii) a longer period oscillation, with period increasing with  $M_a$  as displayed in figure 15, which is an Alfvén mode. The Alfvén oscillation frequency is fitted by

$$f_A \approx 0.003\tau_0^{-1}(M_a/M_c)^{-1/2}\text{Hz} \quad (9)$$

for  $a = 50$ , which, when scaled to a realistic neutron star, yields

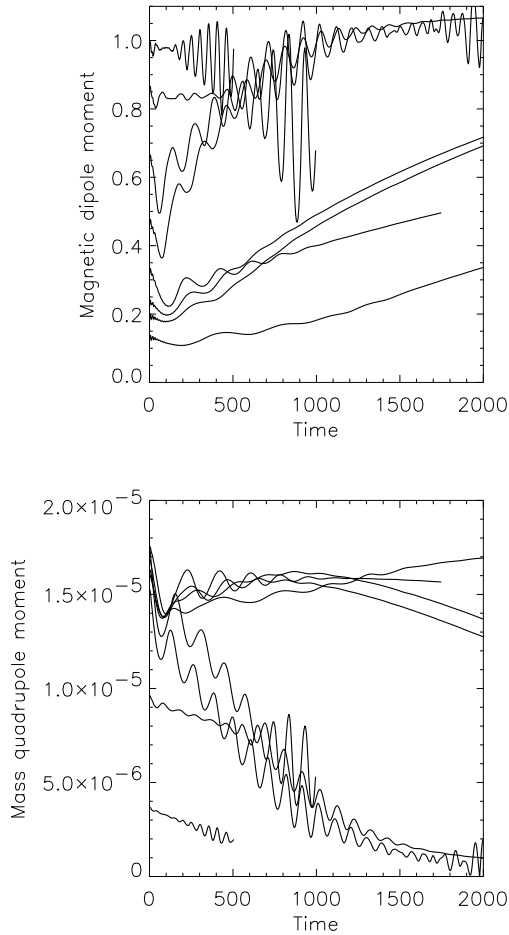
$$f_A \approx 17(M_a/M_c)^{-1/2}\text{Hz}. \quad (10)$$

There are a few numerical considerations. The magnetic dipole moment artificially rises from its equilibrium value



**Figure 13.** Magnetic dipole moment (*top*) and mass quadrupole moment (*bottom*) as a function of time for  $M_a/M_c = 0.053, 0.16, 0.32, 0.48, 0.64, 0.8, 0.96, 1.12, 1.6, 2.4, 3.2$ , and  $4.0$  (top to bottom for  $\mu$ , and bottom to top for the quadrupole moment). Grid resolution:  $G_{x,y} = 128$ , with logarithmic scaling in altitude.

towards the surface value for  $0.2 \lesssim m \lesssim 1.6$ . under the following conditions. (i) There is insufficient resolution close to the stellar surface, e.g. a linear grid in  $r$  with  $G_x = 128$  is not good enough. A comparison of figures 13 (logarithmic  $r$  grid) and 14 (linear  $r$  grid) brings out this point.  $\mu$  and the quadrupole moment exhibit oscillations, whose amplitude grows and whose mean varies for a linear grid, whereas the amplitude is damped and the mean remains constant for a logarithmic grid. (ii) The outer boundary condition is set to *outflow*, leading to a small amount of mass loss. While the mass loss amounts to  $\lesssim 2\%$  by  $t = 10^3$ , it allows the field lines at the magnetic equator to flare up towards the pole and destabilize the equilibrium. These problems are overcome by (i) using a logarithmic scale in  $r$  to increase the grid resolution near the stellar surface, (ii) managing carefully the translation from logarithmic scaling in the Grad-Shafranov grid to the ZEUS-3D grid (see appendix A), and (iii) setting the outer boundary condition to *inflow*.



**Figure 14.** Magnetic dipole moment (*top*) and mass quadrupole moment (*bottom*) as a function of time for  $M_a/M_c = 0.053, 0.16, 0.32, 0.48, 0.64, 0.96, 1.12$  (top to bottom for  $\mu$ , and bottom to top for the quadrupole moment). Grid resolution:  $G_{x,y} = 64$ , with linear scaling in altitude.

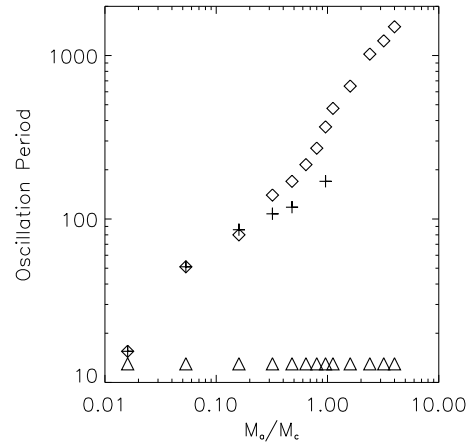
### 5.3 Identifying MHD modes

To classify the oscillation modes discovered in the previous section, we need the dispersion relation of small-amplitude MHD waves in the limit (verified by the simulations) where the wavelength of the  $\rho$  and  $\mathbf{B}$  perturbations is small compared with  $|\rho|/|\nabla\rho|$  and  $|\psi|/|\nabla\psi|$ . The force equation governs stability: intuitively, if a fluid (Lagrangian) displacement  $\boldsymbol{\xi}$  creates a force  $\mathbf{F}$  in the opposite direction, equilibrium tends to be restored and the system is stable. Upon analysing the perturbation in Fourier modes,  $\boldsymbol{\xi}(\mathbf{r}, t) \propto \boldsymbol{\xi}(\mathbf{k}, \omega)e^{-i(\mathbf{k}\cdot\mathbf{r} - \omega t)}$ , the force equation reads

$$\rho_0 \omega^2 \boldsymbol{\xi} = -c_s^2 \rho_0 \mathbf{k} \mathbf{k} \cdot \boldsymbol{\xi}(\mathbf{k}, \omega) + \mu_0^{-1} \{ [\mathbf{k} \times (\mathbf{k} \times (\boldsymbol{\xi} \times \mathbf{B}_0))] \times \mathbf{B}_0 \}. \quad (11)$$

In the WKB limit  $k \gg |\nabla\psi|/|\psi|$ , the dispersion relation (11) supports two modes: shear Alfvén waves, with

$$\omega^2 = k_{\parallel}^2 v_A^2, \quad (12)$$



**Figure 15.** Oscillation period (in units of the Alfvén time) as a function of  $M_a$ , with linear (*crosses*) and logarithmic (*diamonds*) grid sampling in altitude. The Alfvén period is well fit by  $300\tau_0(M_a/M_c)^{1/2}$ . The period of the sound mode (*triangles*) is also plotted. Note that  $\tau_0$  is defined at a particular value of  $M_a$ .

and fast (+) and slow (−) magnetosonic waves, with

$$\omega^2 = \frac{1}{2}k^2(c_s^2 + v_A^2) [1 \pm (1 - \delta)^{1/2}] \quad (13)$$

and

$$\delta = \frac{4k_{\parallel}^2 c_s^2 v_A^2}{k^2 (c_s^2 + v_A^2)^2}. \quad (14)$$

The shear Alfvén wave is incompressible ( $\mathbf{k} \cdot \boldsymbol{\xi} = 0$ ). It propagates analogously to a transverse wave along a string under tension, the magnetic field lines playing the role of the string.

Let us denote the right-hand side of (11) by  $\mathbf{F}(\boldsymbol{\xi})$ . The operator  $\rho^{-1}\mathbf{F}$  is linear. It can be shown [see p 244 of Goedbloed & Poedts (2004) for a proof] that in ideal MHD, the operator  $\rho^{-1}\mathbf{F}$  is also self-adjoint, so that the eigenvalues  $\omega^2$  in (11) are real (making  $\omega$  either real or purely imaginary). Two classes of solution occur: (i) stable pure waves ( $\omega^2 > 0$ ), and (ii) exponentially growing instabilities ( $\omega^2 < 0$ ). There are no damped oscillations in ideal MHD, even in a nonuniform background; any dissipation observed is numerical.

A full theoretical calculation of the two-dimensional stability is beyond the scope of this paper. However, we attempt to interpret the numerical results displayed in equations (9) and (10) in terms of known results for a gravitating, magnetized slab (Goedbloed & Poedts, 2004). We assume that the slab is infinite and homogeneous in the  $y$ - and  $z$ -directions, contained between two planes at  $x = x_1$  and  $x = x_2$ ; that the equilibrium  $\rho$  and  $\psi$  vary in the  $x$ -direction; and that the excited modes satisfy the boundary conditions  $\xi_x(x_1) = \xi_x(x_2) = 0$ . The results for a slab provide insight into the oscillation modes of a neutron star’s magnetosphere, where the above boundary conditions are well satisfied due to a combination of line tying at  $r = R_*$  and stratification at all  $r$  (the component of  $\boldsymbol{\xi}$  perpendicular to equipotential surfaces is small). Working with coordinates in a field-line projection, the Alfvén and slow continuum frequencies are

estimated to be (Goedbloed & Poedts, 2004)

$$\omega_A^2 = 4\pi\mu_0^{-1}\rho^{-1}F^2, \quad \omega_S^2 = 4\pi\mu_0^{-1}\frac{\gamma p}{\gamma p + 4\pi\mu_0^{-1}B^2}\rho^{-1}F^2 \quad (15)$$

with  $F = -i\mathbf{B} \cdot \nabla$ . From our numerical simulations, we find empirically that  $\approx 1/2$  wavelength of the dominant oscillation mode fits within one quadrant, yielding radial and latitudinal wavenumbers  $\sim 2/R_*$ . This gives  $F \sim 2B_{\max}/R_*$  and thus  $\omega_A^2 = 4B_{\max}^2/(R_*^2\rho_{\max})$ , using the maximum magnetic field strength and density as characteristic values. Empirically, from our simulations, we find  $B_{\max} \approx 10^9$  T for  $M_a = M_c$ ,  $\rho_{\max} \approx 10^{13}(M_a/M_c)\text{ kg m}^{-3}$ , and hence  $f_A = \omega_A/(2\pi) = 32(M_a/M_c)^{-1/2}$  Hz. This scales the same way as the numerical result  $f_A = 17(M_a/M_c)^{-1/2}$  Hz but is larger, due to the crudeness of our slab approximation and numerical estimates. The plasma varies with density (and  $M_a$ ) from being high- $\beta$  at the stellar surface to low- $\beta$  far from the star, given that  $c_s$  is uniform where the mass is concentrated and the waves are launched.

Figure 15 shows the oscillation period as a function of  $m$ . When analyzing the MHD evolution, we extract the period of the waves by Fourier analysis in order to distinguish which modes are excited. For the Alfvén mode, as the average density increases (with  $m$ ),  $v_A \propto M_a^{-1/2}$  decreases, and thus the oscillation period increases. The Alfvén period (in units of the Alfvén time) is fitted by  $300\tau_0(M_a/M_c)^{-1/2}$ . The period of the acoustic mode remains constant throughout all the simulations we perform.

#### 5.4 Transient Parker instability

In the experiments described in section 4.4, it is observed that increasing the density uniformly by a factor  $\gtrsim 4$  causes Parker instabilities to occur. Figure 9 consists of a sequence of frames illustrating the evolution of the Parker instability for an equilibrium state whose density is uniformly increased five-fold. The wavelength  $\lambda$  of the instability subtends  $\approx 1$  radian, i.e.  $\lambda \approx 0.3R_*$ . The radial density profile is exponential, while the magnetic field is mostly confined to a layer of thickness  $\sim h_0$ , directed perpendicular to  $\nabla P$ . This is the classic situation in which Parker instabilities are expected (Mouschovias, 1974).

The evolution of  $\mu$ , as measured at  $x = 10h_0$ , is displayed in figure 10. Note that, after the Parker blister subsides,  $\mu$  returns to its original value. The equilibrium is not disrupted permanently; indeed, less than  $\sim 1\%$  of the accreted layer and frozen-in magnetic flux are expelled from the simulation domain. In this respect, the instability can be considered transient.

The Grad-Shafranov equilibria imported from PM04 are generated by an algorithm that can follow, by successive relaxation, the full nonlinear evolution of the Parker instability (Mouschovias, 1974; Parker, 1966). Therefore it is unsurprising that the equilibria are stable; the relaxation algorithm evolves the magnetic field quasistatically through a sequence of intermediate “states” quite close to those that the real solution to the time-dependent MHD equations would pass through. True, the final state is distorted, and one might ask why the buoyancy of the compressed magnetic flux does not drive long-wavelength, slow MHD modes that overturn the accreted matter on the Alfvén time-scale

— something that does not occur in the ZEUS-3D runs (except for the transient in figure 9). The explanation is that the equatorial magnetic ‘tutu’ represents the end state of a Parker instability that occurs quasistatically as we add material. The tutu is the analogue of the stable magnetic ‘blisters’ which form when the plane-parallel Parker instability saturates, while the polar mountain is the analogue of the material that drains into the magnetic valleys.

To test the assertion (PM04) that the iterative solution of the Grad-Shafranov equation coupled to a flux-freezing condition provides a good proxy for the true time-dependent behaviour, we begin with a magnetic dipole with excess mass loaded into the polar flux tube in both the Grad-Shafranov code and in ZEUS-3D. In ZEUS-3D, this is effectively the same as applying a uniform density increase (section 4.4) to the  $m = 0$  equilibrium, ending up with  $m = 1.6$  in this example. We plot  $\mu$  as a function of time (ZEUS-3D) and iteration number (Grad-Shafranov) in figure 17. An underrelaxation parameter  $\Theta = 0.99$  is selected by trial and error to give a comparable rate of convergence in the two codes. The initial progress to equilibrium is similar in both cases. However, after 100 iterations (or equivalently  $t \geq 100$ ),  $\mu$  fluctuates more in ZEUS-3D than in the converging Grad-Shafranov code. In ZEUS-3D, the added mass initially squashes the field into a layer  $\sim 1/4$  the thickness of the equilibrium layer [figure 4(a)]. The field then bounces back and transient Parker-like instabilities occur, as we expect ( $\rho$  increases by a factor  $\gtrsim 4$ ). This is best illustrated in figure 18, which shows a snapshot of the configurations at  $t = 100$  (in ZEUS-3D) and iteration 100 (in the Grad-Shafranov code). Notice how the field lines are bent by the transient instabilities in ZEUS-3D but remain smooth in the Grad-Shafranov code. This comparison also illustrates why Grad-Shafranov equilibria are a necessary starting point for ZEUS-3D when aiming to reach stable equilibria for large  $M_a \gtrsim 10^{-4}M_\odot$ . Note that the convergence-matching shown here is not a proof of the stability of the equilibria (Asseo et al., 1978).

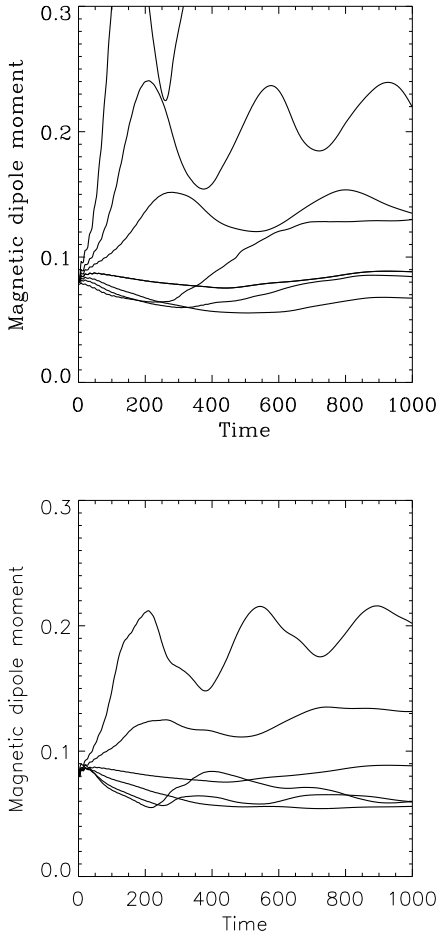
#### 5.5 Large perturbations

Next, we investigate what happens when the Grad-Shafranov equilibria are perturbed far from equilibrium, i.e.  $\delta B/B \sim 1$ ; the perturbations considered thus far are small, arising mainly from imperfect translation between the grids of the two codes.

We perturb the magnetic field, while simultaneously respecting the boundary conditions, by setting

$$\mathbf{B} \mapsto \mathbf{B}\{1 + \delta \sin[\pi(r - R_*)/(r_m - R_*)] \sin \theta\}. \quad (16)$$

Figure 16(a) shows the fate of this perturbation for different amplitudes  $\delta$ . Note that the perturbation does not strictly respect flux-freezing because it changes  $dM/d\psi$  slightly. *Nonetheless, even for significant perturbations, the equilibria are not disrupted — a significant and robust result.* For  $\delta < 0.2$ ,  $\mu$  settles back to within 20 per cent of its initial value. For  $\delta > 0.2$ ,  $\mu$  does not settle back to its initial value, but it does settle down to some steady value. Again, line-tying plays a key role in conferring such exceptional stability on the system. The evolution also depends on the sign of  $\delta$ . The perturbation is a low-order spatial mode (in  $r$  and  $\theta$ ) and either compresses ( $\delta > 0$ ) or relaxes ( $\delta < 0$ ) the mag-



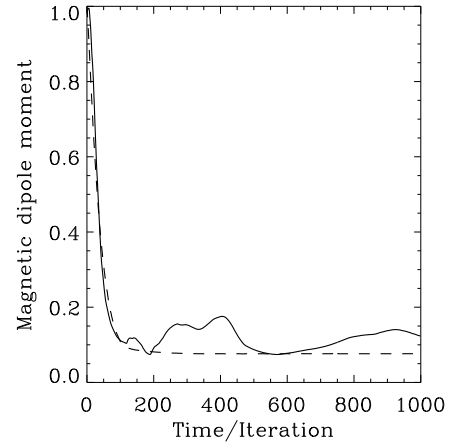
**Figure 16.** (Top.) Magnetic dipole moment as a function of time for perturbation amplitudes  $\delta = -1.0, -0.5, -0.25, 0, 0.25, 0.5, 1.0$  (bottom to top), when the magnetic field is perturbed as described in (16) but  $\rho$  is not altered. (Bottom.) As above, but with the magnetic field perturbed via (17) and then iterated once through the Grad-Shafranov code to obtain the self-consistent  $\rho$ , for  $\delta = -0.2, -0.1, 0, 0.1, 0.25, 0.5$  (bottom to top).

netic field, with compression causing a back reaction which increases  $\mu$  [as can be seen in figure 16].

The above perturbation (16) induces an effective redistribution of mass in flux tubes. To avoid this, we perturb the magnetic potential  $\psi$  in the Grad-Shafranov code according to

$$\psi \mapsto \psi \{1 + \delta \sin[\pi(r - R_*)/(r_m - R_*)] \sin \theta\} \quad (17)$$

and iterate once to calculate  $\rho$  self-consistently without changing  $dM/d\psi$ , so that the above mass redistribution is performed self-consistently. We then load the *self-consistent* perturbed equilibrium into ZEUS-3D as before. The results are shown in figure 16(b). For a given  $\delta$ , the amplitude of the oscillations is reduced, confirming that the mass redistribution contributes to the back reaction. The main effect is to bring the final value of  $\mu$  closer to its initial value for  $\delta \geq 0.5$ . The evolution still depends on the sign of  $\delta$ , suggesting that mass-flux redistribution remains somewhat important.

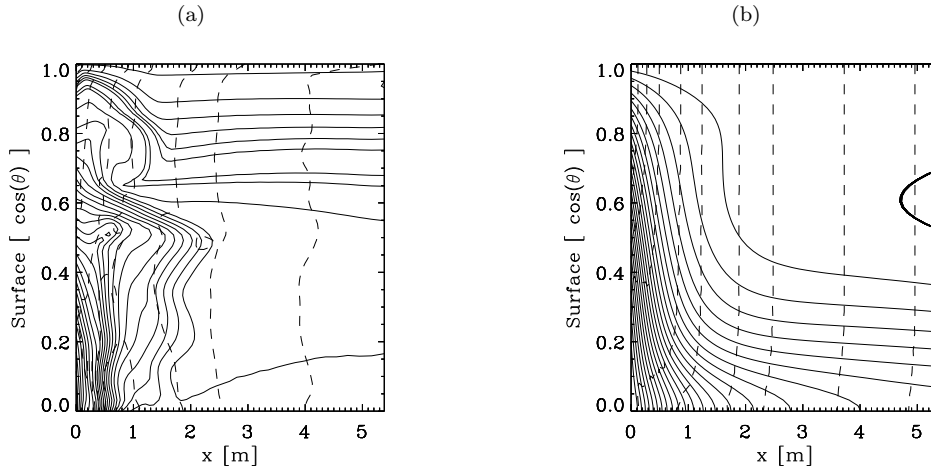


**Figure 17.** Magnetic dipole moment as a function of time in ZEUS-3D (*solid*) and as a function of iteration number in the Grad-Shafranov code with underrelaxation parameter  $\Theta = 0.99$  (*dashed*).

## 6 CONCLUSIONS

We find that, when the MHD equilibria computed in PM04 are perturbed, they are marginally stable. The magnetic field remains essentially undisrupted, with the exception of transients that expel a tiny fraction of flux and matter. MHD oscillations, including both acoustic and Alfvén modes, cause  $\mu$  and  $\epsilon$  to oscillate about their mean values. Using ZEUS-3D, we extend the results of PM04 to larger  $M_a$  in two ways. (i) We add mass through the outer boundary at an artificially accelerated rate which is still slow compared to the MHD equilibration time-scale and oscillation period (as in a real neutron star). We use a bootstrapping method in which the mass is progressively added then allowed to settle to equilibrium. (ii) We increase the density instantaneously uniformly, and then allow the configuration to settle to equilibrium. The equilibria we obtain are stable to Parker modes, as one might expect given that they are the output of a Grad-Shafranov code which follows the full nonlinear evolution of Parker instabilities.

The existence of stable magnetic mountains with persistent (albeit oscillating) mass quadrupole moments ( $\epsilon \lesssim 10^{-6}$ ) raises the prospect that accreting millisecond pulsars (Wijnands & van der Klis, 1998) are sources of gravitational radiation. This application is pursued in Melatos & Payne (2005) and Payne & Melatos (2006a). Likewise, the existence of a stable equatorial magnetic belt of intense magnetic field, with its ability to impede thermal transport, has interesting implications for the persistence of millisecond oscillations in the tails of type I thermonuclear X-ray bursts in LMXBs (Muno et al., 2002). This application is pursued in Payne & Melatos (2006b).



**Figure 18.** Magnetic field lines (*solid*) and density contours (*dashed*) for  $t = 100$  in ZEUS-3D (*left*) and the 100<sup>th</sup> iteration in the Grad-Shafranov code (*right*). The initial state is a magnetic dipole with excess mass ( $m = 1.6$ ) in the polar flux tubes ( $\psi_*/\psi_a = 3$ ).

### 6.1 Limitations

The work presented above and in PM04 can be generalised by relaxing certain key assumptions. Some areas to explore include resistive effects (e.g. Ohmic diffusion) (e.g. Konar & Bhattacharya, 1997), sinking of accreted material through a “soft” stellar surface (e.g. Konar & Choudhuri, 2004), Hall currents (e.g. Rheinhardt et al., 2004), nonaxisymmetry, and other equations of state. For example, by assuming a hard surface, we end up with densities at the base of the accreted layer that can be unphysically high. And it is well known that MHD equilibria can be stable in two dimensions, yet unstable in three dimensions, even with line tying. The magnetization of the accreted plasma also warrants inclusion; it has been ignored by all authors except Uchida & Low (1981).

The main bottleneck hindering progress towards Grad-Shafranov equilibria for  $M_a \gtrsim 10^{-3} M_\odot$  is grid resolution at the magnetic equator. At present, we believe that the only way to alleviate this is by appropriate logarithmic gridding in  $\theta$ .

Ohmic dissipation due to electron-phonon and electron-impurity scattering (e.g. Bhattacharya & Srinivasan, 1999) is not modelled in this paper, to keep the problem manageable. Ultimately, it should be. It is important for magnetic structures  $\sim 1$  m in size, which develop for  $M_a > 10^{-2} M_\odot$  (Melatos & Payne, 2005; Brown & Bildsten, 1998; Cumming et al., 2001). Note, however, that nonideal effects are already present at some level in our calculations accidentally: the grid introduces numerical dissipation, because a field line is defined by linear interpolation between grid points and the error in this interpolation effectively allows matter to move across field lines.

### 6.2 Instabilities in three dimensions

This paper must be generalised to three dimensions before the stability question is truly settled. As a trivial example, by restricting ourselves to two-dimensional equilibria with  $B_\phi = 0$ , we suppress unstable modes involving the toroidal magnetic field. The Parker instability in the galactic disc has been studied in three dimensions by Kim et al. (1998),

and many simulations of toroidal and nonaxisymmetric field structures appear in the plasma physics literature. These can be studied in ZEUS-3D and will be explored in a future paper.

Line-tying boundary conditions, as distinct from periodic boundary conditions, change the character of the basic MHD waves (Goedbloed & Halberstadt, 1994). Line-tying boundary conditions generally conflict with the phase relationships between the components of the displacement vector  $\xi$  of the three pure modes. MHD waves of a mixed nature occur as a result. Stability is enhanced, because it takes extra energy to bend the longitudinal component of the magnetic field. We do not compare line-tying and periodic boundary conditions quantitatively here but point out that line tying enhances stability even in three dimensions (Goedbloed & Halberstadt, 1994).

Short-wavelength ballooning instabilities are stabilized by line-tying until the overpressure at the top of the stellar crust exceeds the magnetic pressure by a factor  $8R_* \arcsin(b^{-1/2})/h_0$  (Litwin et al., 2001). While they are predicted to occur within  $h_0$  of the surface, we do not observe them in these simulations. Resistive ballooning (Velli & Hood, 1986) and resistive Rayleigh-Taylor modes (Khan & Bhatia, 1993) are not considered by virtue of our restriction to ideal MHD, but they are known to be common in distorted axisymmetric equilibria similar to those in Figure 1(a). These instabilities can allow plasma slippage faster than Ohmic diffusion, but slower than the Alfvén time.<sup>2</sup> To properly model these instabilities globally, large toroidal quantum numbers need to be considered (Huang et al., 2006).

## 7 ACKNOWLEDGEMENTS

This research was supported in part by an Australian Postgraduate Award and a David Hay write-up award.

<sup>2</sup> Arons, J., private communication



## References

- Arons J., Burnard D. J., Klein R. I., McKee C. F., Pudritz R. E., Lea S. M., 1984, in Woosley S. E., ed., *High Energy Transients in Astrophysics Accretion onto magnetized neutron stars - magnetospheric structure and stability*. p. 215
- Asseo E., Cesarsky C. J., Lachize-Rey M., Pellat R., 1978, *ApJL*, 225, L21
- Bhattacharya D., Srinivasan G., 1999, in in Lewin, W. H. G. and van Paradijs, J. and van den Heuvel, E. P. J. eds, *X-ray Binaries Evolution of neutron star magnetic fields*. p. 235
- Bisnovatyi-Kogan G. S., Komberg B. V., 1974, *Soviet Astronomy*, 18, 217
- Brown E. F., Bildsten L., 1998, *ApJ*, 496, 915
- Burderi L., Possenti A., Colpi M., di Salvo T., D’Amico N., 1999, *ApJ*, 519, 285
- Cumming A., Arras P., Zweibel E., 2004, *ApJ*, 609, 999
- Cumming A., Zweibel E., Bildsten L., 2001, *ApJ*, 557, 958
- Goedbloed J. P., Halberstadt G., 1994, *A&A*, 286, 275
- Goedbloed J. P. H., Poedts S., 2004, *Principles of Magnetohydrodynamics*. Cambridge University Press
- Hameury J. M., Bonazzola S., Heyvaerts J., Lasota J. P., 1983, *A&A*, 128, 369
- Huang Y.-M., Zweibel E. G., Sovinec C. R., 2006, *Physics of Plasmas*, 13, 2102
- Khan A., Bhatia P. K., 1993, *Physica Scripta*, 48, 607
- Kim J., Hong S. S., Ryu D., Jones T. W., 1998, *ApJL*, 506, L139
- Klimchuk J. A., Sturrock P. A., 1989, *ApJ*, 345, 1034
- Konar S., Bhattacharya D., 1997, *MNRAS*, 284, 311
- Konar S., Choudhuri A. R., 2004, *MNRAS*, 348, 661
- Litwin C., Brown E. F., Rosner R., 2001, *ApJ*, 553, 788
- Melatos A., Payne D. J. B., 2005, *ApJ*, 623, 1044
- Melatos A., Phinney E. S., 2001, *PASA*, 18, 421
- Mouschovias T., 1974, *ApJ*, 192, 37
- Mouschovias T., 1996, in *Solar and Astrophysical Magnetohydrodynamic Flows*, ed. K. C. Tsinganos (NATO ASI Ser. C, 481) (Dordrecht: Kluwer), p. 475
- Muno M. P., Özel F., Chakrabarty D., 2002, *ApJ*, 581, 550
- Muslimov A. G., Tsygan A. I., 1985, *SvAL*, 11, 80
- Parker E., 1966, *ApJ*, 145, 811
- Payne D. J. B., Melatos A., 2004, *MNRAS*, 351, 569
- Payne D. J. B., Melatos A., 2006a, *ApJ*, 641, 471
- Payne D. J. B., Melatos A., 2006b, *ApJ*, 652, 597
- Rheinhardt M., Konenkov D., Geppert U., 2004, *A&A*, 420, 631
- Romani R. W., 1990, *Nature*, 347, 741
- Shibazaki N., Murakami T., Shaham J., Nomoto K., 1989, *Nature*, 342, 656
- Srinivasan G., Bhattacharya D., Muslimov A., Tsygan A., 1990, *Curr. Sci.*, 59, 31
- Stone J. M., Norman M. L., 1992a, *ApJS*, 80, 753
- Stone J. M., Norman M. L., 1992b, *ApJS*, 80, 791
- Strohmayer T. E., Bildsten L., 2006, in *Compact Stellar X-Ray Sources*, eds. W.H.G. Lewin and M. van der Klis, Cambridge University Press, p. 113
- Taam R. E., van den Heuvel E. P. J., 1986, *ApJ*, 305, 235
- Tauris T. M., van den Heuvel E. P. J., Savonije G. J., 2000, *ApJL*, 530, L93
- Uchida Y., Low B. C., 1981, *JA&A*, 2, 405
- Urpin V., Geppert U., 1995, *MNRAS*, 275, 1117
- Urpin V., Konenkov D., 1997, *MNRAS*, 284, 741
- van den Heuvel E. P. J., Bitzaraki O., 1995, *A&A*, 297, L41
- Velli M., Hood A. W., 1986, *Sol. Phys.*, 106, 353
- Wijers R. A. M. J., 1997, *MNRAS*, 287, 607
- Wijnands R., van der Klis M., 1998, *Nature*, 394, 344

## APPENDIX A: MAGNETIC BURIAL IN ZEUS-3D

In this appendix, we explain briefly how to simulate the problem of magnetic burial in ZEUS-3D, so that the reader can reproduce and generalize our results.<sup>3</sup> For details on the general design and operation of ZEUS-3D, please consult Stone & Norman (1992a,b).

After discussing the control variables in ZEUS-3D, we provide several test cases for reference. The Parker instability in rectangular coordinates, whose nonlinear evolution was computed by Mouschovias (1974, 1996), tests the basic functionality of ZEUS-3D. An unmagnetized, isothermal atmosphere in spherical coordinates tests the boundary conditions on  $\rho$  and  $\mathbf{v}$ . A magnetized, isothermal atmosphere in spherical coordinates tests the boundary conditions on  $\mathbf{B}$  and yields the equilibrium state for  $M_a = 0$ .

### A1 Control variables

The number of active grid zones in each coordinate, `ggen1:nbl` and `ggen2:nbl` for  $i$  and  $j$  respectively, is  $G_x \times G_y$  (typically  $128 \times 128$ ). In addition, there are two ghost zones at each edge of the grid, for setting boundary conditions. The zones in, say, the  $i$  direction ( $r$  in spherical coordinates) can scale geometrically using `ggen1:xirat`, such that the width of zone  $(i+1)$  is `xirat` times zone  $i$ . This is how we implement logarithmic coordinates to increase grid resolution near the stellar surface, and to match input data from the Grad-Shafranov code in PM04 (section A7). There are several conditional compilation switches which control the geometry. To implement two dimensions, enable `KSYM`, and set the number of zones in the third ordinate, `ggen3:nbl` to one. For Cartesian coordinates, enable `XYZ`; for spherical polar coordinates, enable `RTP`. When printing out the grids, we use `npx = nypx = 400` pixels and suppress the third dimension ( $z$  or  $\phi$ ) by setting `pixcon:ipixdir = 3`.

The results in this paper assume an isothermal equation of state for simplicity, thus `ISO` is enabled. Self-gravity, `GRAV`, is disabled. Dimensionless quantities are chosen as follows:  $\tilde{\mu}_0 = 1$  (automatic in ZEUS-3D),  $\tilde{G} = 1$  (set `grvcon:g=1`),  $\tilde{c}_s = 1$  (set `eqos:ciso=1`), and  $\tilde{h}_0 = 1$  ( $h_0 = c_s^2 R_*^2 / GM_*$ ). With these choices, the basic units of mass, magnetic field and time become  $M_0 = h_0 c_s^2 / G$ ,  $B_0 = [\mu_0 c_s^4 / (G h_0^2)]^{1/2}$ , and  $\tau_0 = h_0 / c_s$ . In ideal MHD, the evolution is controlled by the geometry as well as the ratio of magnetic to thermal

<sup>3</sup> This work also serves as a prototype of a simulation pipeline being developed by the Australian Virtual Observatory. We have demonstrated a preliminary version of this pipeline in which hydromagnetic equilibria generated by the time-independent, Grad-Shafranov code described in PM04 are output in a standard format (VOTable) and fed into ZEUS-3D to be evolved in time.

pressure,  $\alpha = B^2/(\mu_0 c_s^2 \rho)$ ; the physical units of  $B$  and  $\rho$  do not enter separately. Varying  $\tilde{G}$ , set to one by default, changes the unit conversions but not the physics. ZEUS-3D may be run as a hydrodynamic code without magnetic fields by disabling MHD, reducing the run time.

The time-step  $\Delta t_z$  is adjusted adaptively so that the Courant-Friedrichs-Lewy stability condition is satisfied in every zone, with the tolerance determined by the Courant number (`hycon:courno` = 0.5 by default). In the case of an isothermal atmosphere and subsonic fluid motions, it is set by  $\max(c_s, v_A)$ . Since one has  $v_A \propto 1/\rho \propto e^{\tilde{x}}$  in a typical isothermal atmosphere, the code is limited in the range of altitudes and densities that it can faithfully simulate. The grid is dumped at times separated by `pixcon:dtpix` and the code runs for a maximum time `pcon:tlim`.

## A2 Verifying the Parker instability in a rectangular geometry

A test case which is easy to implement (and relevant to the problem of magnetic burial) is the Parker or magnetic Rayleigh-Taylor instability (Parker, 1966; Mouschovias, 1974, 1996). The initial equilibrium state is a semi-infinite, exponentially stratified atmosphere in a uniform gravitational field, with a magnetic field perpendicular to the gravitational force. This configuration is unstable to overturn (slow MHD) modes longer than a critical wavelength  $\lambda_{\text{crit}}$ .

We simulate the Parker instability in the region  $-X \leq \tilde{x} \leq X$ ,  $0 \leq \tilde{y} \leq Y$ . A uniform gravitational acceleration  $g_y$  in the  $y$  direction is implemented in ZEUS-3D by placing a point mass far from the simulation box, at  $\tilde{y} = \tilde{R}_{\text{eff}} \gg Y$ . The boundary conditions are set to be periodic at  $\tilde{x} = \pm X$  (`niib`, `noib` = 4) and reflecting at  $\tilde{y} = 0, Y$  (`nijb` = `nojb` = 1).

In dimensionless units, the equilibrium initial conditions are

$$\tilde{\rho}(\tilde{x}, \tilde{y}) = 0.5 \exp[-\tilde{y}/(1 + \alpha)] \quad (\text{A1})$$

and

$$\tilde{A}_z(\tilde{x}, \tilde{y}) = 2(1 + \alpha) \exp[-\tilde{y}/2(1 + \alpha)], \quad (\text{A2})$$

with  $\tilde{B}_x = (\nabla \times \tilde{A})_x = -e^{-\tilde{y}/2(1 + \alpha)}$ . The initial velocity perturbation is taken as  $\tilde{v}_y = \epsilon \sin(\pi \tilde{y}/Y) \cos(\pi \tilde{x}/X)$ , where, for  $\epsilon = 0.3$ , the kinetic energy equals 0.23% of the magnetic energy; cf. Mouschovias (1996).

The stability condition is tested by importing a stable equilibrium state, with  $X < \lambda_{\text{crit}}/2$ , and checking that the kinetic energy remains negligible compared to the magnetic and gravitational potential energies. The ratio of the kinetic energy to the total energy is given in table A1, scaling as  $\tilde{R}_{\text{eff}}^{-2}$  for  $\tilde{R}_{\text{eff}} \lesssim 10^5$ . We choose  $\tilde{R}_{\text{eff}} = 7.6 \times 10^4$  for most runs. This test also confirms that the equilibrium is stable for  $(X, Y) = (7, 25)$ , just below the critical value  $\lambda_{\text{crit}}/2 = 7.26$  (Mouschovias, 1974), and is unstable for  $(X, Y) = (8, 25)$ .

We also set  $(X, Y) = (12, 25)$  and verify the output against the results given in figure 3 of Mouschovias (1996). We choose the same units, namely  $c_s = 6.2 \text{ km s}^{-1}$ ,  $h_0 = 1.3 \times 10^{18} \text{ m}$ ,  $\tau_0 = r_0/c_s = 6.5 \times 10^6 \text{ yr}$ ,  $M_0 = 5.8 \times 10^{17} \text{ kg}$ ,  $\rho_0 = 2.9 \times 10^{-37} \text{ kg m}^{-3}$ ,  $B_0 = 3.7 \times 10^{-18} \text{ T}$ . (To have exactly the same units as Mouschovias (1996) choose  $\tilde{G} = 6.67 \times 10^{-17}$  in ZEUS-3D.) Figure A1 shows the

$\tilde{R}_{\text{eff}}$	$\tilde{W}_g$	$\tilde{W}_B$	$\tilde{W}_k$
$7.6 \times 10^2$	$-1.03 \times 10^3$	12.9	$1.03 \times 10^{-1}$
$7.6 \times 10^2$	$-1.06 \times 10^4$	14.0	$1.75 \times 10^{-3}$
$7.6 \times 10^3$	$-1.06 \times 10^5$	14.0	$1.32 \times 10^{-5}$
$7.6 \times 10^4$	$-1.06 \times 10^6$	14.0	$1.22 \times 10^{-6}$
$7.6 \times 10^5$	$-1.06 \times 10^7$	14.0	$1.69 \times 10^{-6}$
$7.6 \times 10^6$	$-1.06 \times 10^8$	14.0	$1.75 \times 10^{-6}$

**Table A1.** Gravitational, magnetic and kinetic energies (dimensionless units) resulting from a point mass located at  $R_{\text{eff}}$  such that  $\tilde{M}/\tilde{R}_{\text{eff}}^2 = 1$ . The initial state is the equilibrium given by (A1) and (A2), with  $\tilde{\tau} = 10$  and  $(X, Y) = (7, 25)$ , perturbed as described in the text.

ZEUS-3D results at the three times displayed in figure 3 of Mouschovias (1996). The results are in good accord, differing by less than 5 per cent. A mountain is clearly present where the magnetic field bends down in the negative  $y$  direction.

## A3 Spherical, isothermal atmosphere, zero magnetic field

Having verified a known solution, we now move closer to our goal and consider spherical geometry (RTP). We consider first an isothermal atmosphere with no magnetic field to test the effect of the boundary conditions. In spherical geometry, the curvature of the star, characterized by  $a = R_*/h_0 \sim 2 \times 10^4$ , enters the problem. To cope with this large value, we scale coordinates in ZEUS-3D logarithmically (section A1). However, the code halts prematurely when the time-step  $\Delta t_z$  becomes too small; for  $a > 10^3$ , it does not run at all. The problem is most severe far from the surface, where  $\rho$  is small,  $v_A$  is large, and  $\Delta t_z$  is small. As an initial test case in spherical coordinates, we set up a spherical isothermal atmosphere with a negligible magnetic field ( $\alpha = 4 \times 10^{-8}$ ) in 2D (single quadrant). The initial condition is an exponential isothermal atmosphere

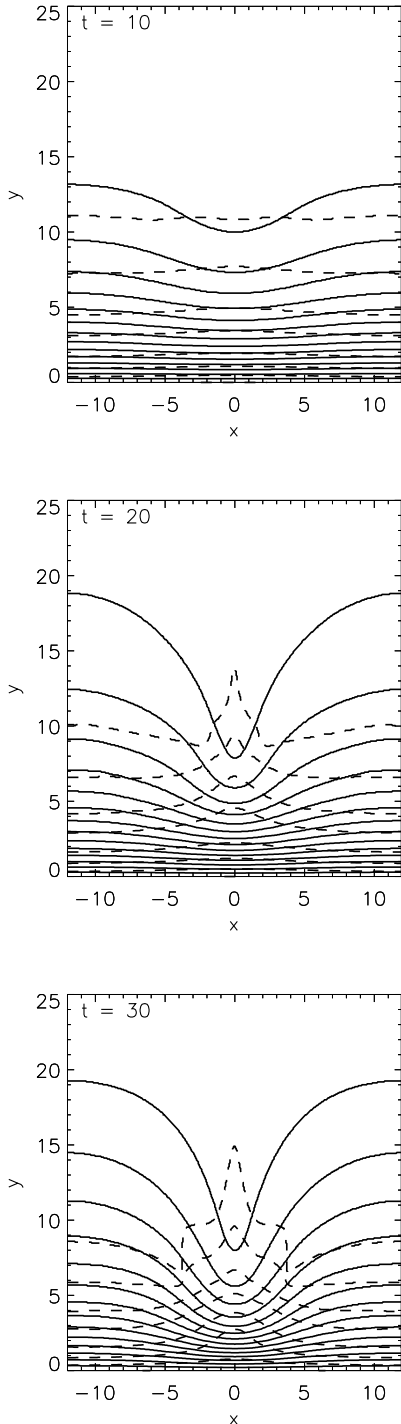
$$\tilde{\rho}(\tilde{r}, \theta) = \exp[-a(\tilde{r} - a)/\tilde{r}] \approx \exp(-\tilde{x}) \quad (\text{A3})$$

threaded by a dipolar magnetic vector potential

$$\tilde{A}_\phi(\tilde{r}, \theta) = 10^{-10} \tilde{r}^{-2} \sin \theta \quad (\text{A4})$$

The boundary conditions are reflecting at the pole ( $B_\theta = 0$ , `nijb` = 1) and at the equator ( $B_r = 0$ , `nijb` = 5), dipolar at the surface (`niib` = 3, i.e. inward flow at zero velocity, fixed density, dipolar magnetic field), and free at the outer boundary ( $\tilde{r} = \tilde{r}_m$ ) (`niob` = 2, outward flow). Note that, in ZEUS-3D, a fixed magnetic field must be accompanied by inflow, even if the inflow is at zero speed.

The experiment described in this section aims to calibrate the role of the outer boundary condition. Equations (A3) and (A4) almost describe a force-free equilibrium except that matter can evaporate through the outer boundary. However, alternative boundary conditions offered in ZEUS-3D are not appropriate, e.g. inflow artificially pins the magnetic field lines at the boundary. The amount of mass loss is monitored and  $\tilde{r}_m$  is chosen large to minimize it. There is



**Figure A1.** Nonlinear evolution of the Parker instability, showing magnetic flux surfaces (*solid*) and isodensity contours (*dashed*) for  $(X, Y) = (12, 25)$ ,  $\tilde{\tau} = 10, 20, 30$ , and  $G_x = G_y = 64$

a trade off between minimizing mass loss as well as simulation run time (determined primarily by  $\Delta t_Z$ ), as illustrated in table A2. Logarithmic grid scaling has little effect on the amount of mass which evaporates through the outer boundary. The outer boundary condition artificially increases the dipole moment at large  $r$ , as discussed in the main text

and illustrated in figure 3(f). The run time is reduced if the magnetic calculations are switched off by disabling MHD; the results are indistinguishable. The results in table A2 are for  $R_* = 6.4 \times 10^6$  m,  $M_* = 6.0 \times 10^{24}$  kg,  $c_s = 290$  m s $^{-1}$ ,  $h_0 = 8.4 \times 10^3$  m. With these choices, the basic units become  $M_0 = c_s^2/G = 1.2 \times 10^{15}$  kg,  $\rho_0 = M_0/r_0^3 = 2.1 \times 10^3$  kg m $^{-3}$ ,  $B_0 = [\mu_0 c_s^4/(Gr_0^3)]^{1/2} = 15$  T,  $\tau_0 = r_0/c_s = 29$  s; the alert reader will note that these parameters describe the Earth!

#### A4 Spherical, isothermal atmosphere, dipole magnetic field

As a prelude to testing the stability of the Grad-Shafranov equilibria found by PM04, we consider the simpler situation of the spherical, isothermal atmosphere (section A3) threaded by a substantial dipolar magnetic field. Note that this is a valid force-free equilibrium state  $[(\nabla \times \mathbf{B}) \times \mathbf{B} = 0$  in (1) except at  $r = 0]$ , except for evaporation. This configuration corresponds to the pre-accretion neutron star with  $M_a = 0$ . It serves to calibrate ZEUS-3D and estimate the magnitude of numerical errors.

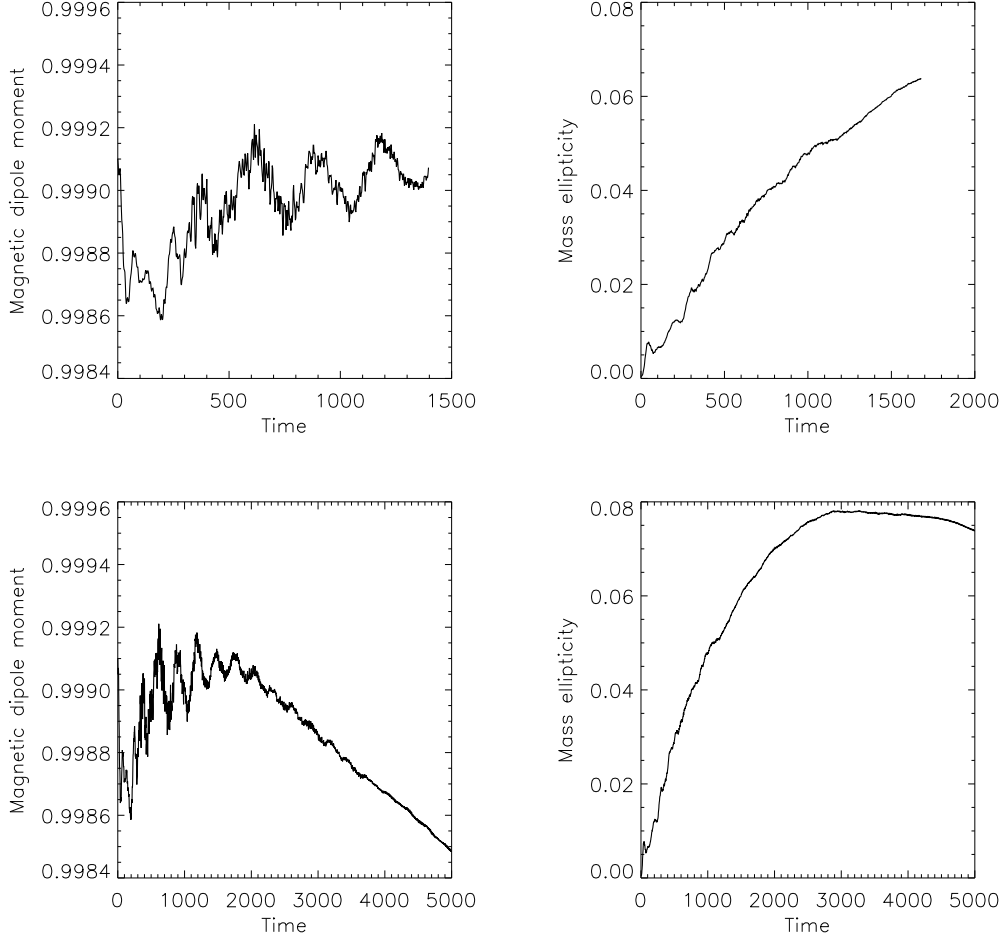
The relevant neutron star parameters are  $R_* = 10^4$  m,  $M_* = 1.4M_\odot$ ,  $c_s = 10^6$  m s $^{-1}$ . With these choices, the basic units become  $M_0 = c_s^2/G = 1.5 \times 10^{22}$  kg,  $\rho_0 = M_0/r_0^3 = 9.5 \times 10^{22}$  kg m $^{-3}$ ,  $B_0 = [\mu_0 c_s^4/(Gr_0^3)]^{1/2} = 3.5 \times 10^{14}$  T,  $\tau_0 = r_0/c_s = 5.4 \times 10^{-7}$  s. However, as discussed in section 3.3, we consider a scaled version of the real star with  $a = 50$ , leaving the physical scale height,  $h_0 = c_s^2 R_*^2/(GM_*) = 0.54$  m, unchanged.

To estimate the errors in the code, we calculate the magnetic dipole moment and mass quadrupole moment and compare to the theoretical values  $\mu = 0.5a^3 \tilde{B}_*$  and  $\epsilon = 0$  in table A3. For  $b = 1$ , we obtain  $\epsilon = 1.02619$ ; for  $b = 3$ ,  $\epsilon = 1.23373$ . The errors are less than 1 per cent. Figure A2 shows how the dipole and mass ellipticity vary with time for these cases. The dipole moment is accurate to  $< 0.2\%$ . The minor variations are caused by numerical jitter (also see figure A5) and evaporation at the outer boundary (section 5.4. The dependence of the error on grid size is tabulated in table A3.

#### A5 Outer boundary

The outflow condition at the outer boundary has minimal effect on the evolution if the outer boundary is sufficiently far away. To test this, we try several values of  $\tilde{r}_m$ , keeping  $\tilde{r}_m$  small enough so that the Alfvén time-step, set by the Courant condition with  $v_A \propto B^2/\rho$ , is not too short.

Numerical dissipation occurs in ZEUS-3D for runs longer than  $\gtrsim 10^5$  time-steps. Kinks in the magnetic field appear at grid points, as illustrated in figure A5. If the outer boundary is set too many scale heights away, the minimum density across the grid is very low, the maximum Alfvén velocity is very high, and the time-step,  $\Delta t_Z$ , determined by the Courant condition, is very short. This means that (i) the simulation takes a very long time to run, and (ii)



**Figure A2.** The dipole (*left*) and mass ellipticity (*right*) as a function of time for an isothermal atmosphere with  $a = 100$  and  $\tilde{r}_m = 110$  in a  $64 \times 64$  grid. Parameters:  $\rho_0 = 1$  and  $B_0 = 0.1$ , `x1rat` = 1.03.

the numerical dissipation causes the simulation to stop. For  $a = 50$  and  $\tilde{r}_m = 70$ , the code stops at  $\tilde{\tau} < 2$ ; for  $\tilde{r}_m = 80$ , it stops at  $\tilde{\tau} < 0.2$ . For  $a = 100$  and  $\tilde{r}_m = 110$ , the code stops at  $\tilde{\tau} = 10.26$ , but with `ggen1:x1rat` = 1.03 instead of 1, it continues until  $\tilde{\tau} = 27.22$ . For  $a = 1000$  and  $\tilde{r}_m = 1010$ , the code stops immediately. Throughout the paper, we use  $\tilde{r}_m = 60$ , so that the runs are long enough to give sufficient time to assess the stability of the equilibria. Table A4 shows how the grid ratio affects the time to halt.

#### A6 Converting to realistic $a$ values and between codes

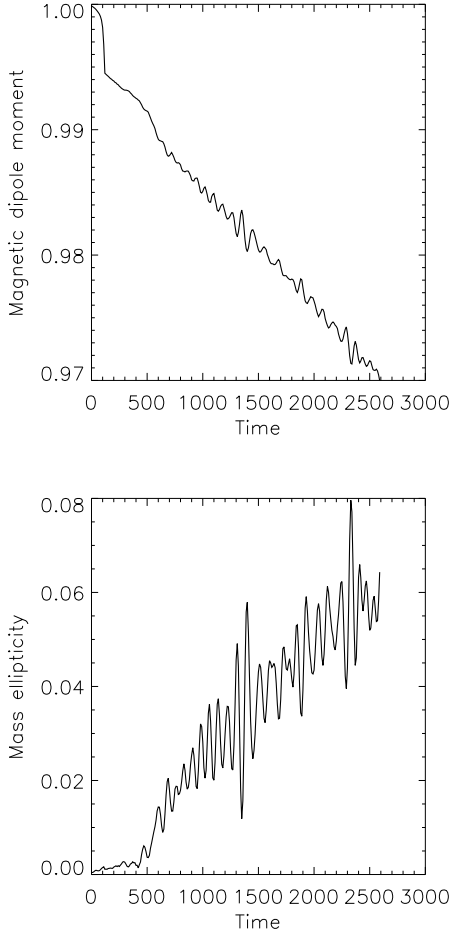
Here we give the formulae for converting between the Grad-Shafranov code and ZEUS-3D. Furthermore, we detail the effects of converting from a small ( $a = 50$ ) to a realistic ( $a \approx 10^4$ ) star. With  $h_0$  fixed, but allowing  $a$  to vary, we have  $R_* = ah_0 = 27(a/50)$  m,  $M_*/M_\odot = a^2 h_0 c_s^2 / (GM_\odot) = 1.0138 \times 10^{-5} (a/50)^2$ , and

$$\frac{M_c}{M_\odot} = 6.1 \times 10^{-15} \left(\frac{a}{50}\right)^4 \left(\frac{B_*}{10^8 \text{ T}}\right)^2 \left(\frac{c_s}{10^6 \text{ m s}^{-1}}\right)^{-4}. \quad (\text{A5})$$

$a$	$\tilde{r}_m$	% mass loss	run time (min)
50	60	0.5	5
50	55	14.1	5
50	52	17.0	5
20	30	1.72	3
40	50	1.2	4
100	110	0.3	10
500	510	0.1	20

**Table A2.** Proportion of the initial mass lost from the simulation volume, and run time for  $\tilde{t} = 100$ , as functions of the dimensionless hydrostatic scale height  $a^{-1}$ . The grid size used was  $50 \times 100$ . Naturally, the relative run times are more useful than the absolute.

$h_0$  is the dimensionless unit of length. The dimensionless units in the Grad-Shafranov code (subscript ‘G’) are  $\rho_{0,G} = M_a/h_0^3 = 9.8 \times 10^{-16} (m/0.16) (a/50)^4 \text{ kg m}^{-3}$ ,  $B_{0,G} = B_* a^2 / (2b) = 4.2 \times 10^{10} (a/50)^2 (b/3)^{-1} \text{ T}$ . In ZEUS-3D (subscript ‘Z’),  $\rho_{0,Z} = c_s^2 / (Gh_0^3) = 9.6 \times 10^{22} \text{ kg m}^{-3}$ ,  $B_{0,Z} = (\mu_0 / Gh_0^3)^{1/2} c_s^2 = 3.5 \times 10^{14} \text{ T}$ . For conversion from the equilibrium code to ZEUS-3D, the factors are



**Figure A3.** The dipole (*left*) and mass ellipticity (*right*) as a function of time for an isothermal atmosphere with  $a = 500$  and  $\tilde{r}_m = 510$  in a  $64 \times 64$  grid. Parameters:  $\rho_0 = 1$  and  $B_0 = 0.1$ ,  $\mathbf{x1rat} = 1.03$ .

grid size	$\mu/\mu_t$	$\epsilon$
$64 \times 64$	0.999101	$4.32268 \times 10^{-4}$
$50 \times 100$	1.003032	$2.63789 \times 10^{-4}$
$150 \times 150$	1.001214	$4.52317 \times 10^{-4}$
$300 \times 300$	1.000302	$1.26503 \times 10^{-4}$

**Table A3.** Errors as a function of grid size as measured by the deviation of  $\mu$  and  $\epsilon$  from theoretical values for  $\mu_t$  and  $\epsilon_t = 0$  for  $a = 100$ ,  $\tilde{r}_m = 110$  and  $\tilde{t} = 0$ .

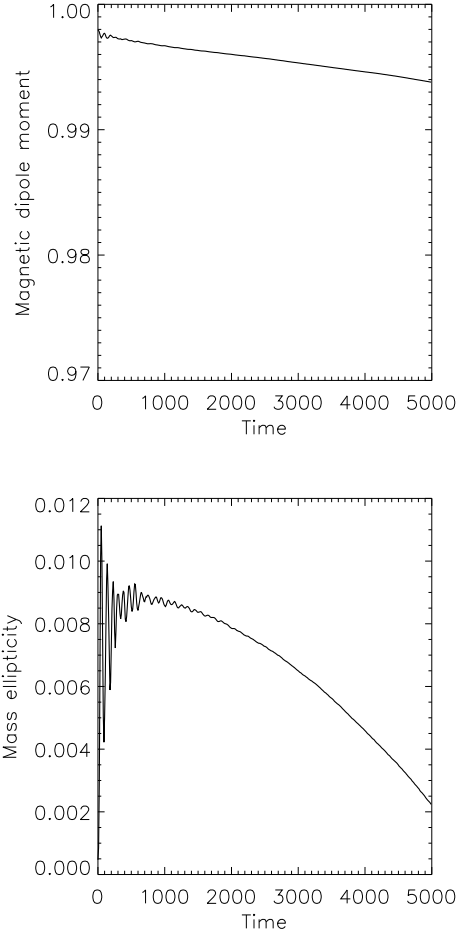
$$\rho_{G,Z} = \rho_{0,G}/\rho_{0,Z} = GM_a/c_s^2 = 1.3 \times 10^{-7} (m/0.16) (a/50)^4,$$

$$\text{and } B_{G,Z} = B_{0,G}/B_{0,Z} = B_* a^2 / (2bc_s^2) (Gh_0^3/\mu_0)^{1/2} = 1.2 \times 10^{-4} (a/50)^2 (b/3)^{-1}.$$

## A7 Logarithmic coordinates

PM04 concentrated maximum grid resolution near the equator and stellar surface where  $\nabla\rho$  and  $\nabla\psi$  are greatest, by employing logarithmic stretching:

$$\tilde{x}_1 = \log(\tilde{x} + e^{-L_x}) + L_x, \quad (\text{A6})$$



**Figure A4.** The dipole (*left*) and mass ellipticity (*right*) as a function of time for an isothermal atmosphere with  $a = 40$  and  $\tilde{r}_m = 50$  in a  $64 \times 64$  grid. Parameters:  $\rho_0 = 1$  and  $B_0 = 0.1$ ,  $\mathbf{x1rat} = 1.03$ .

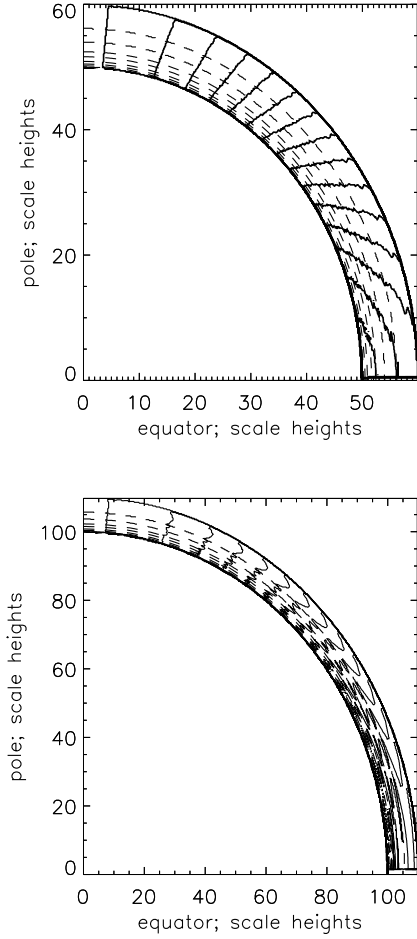
$\mathbf{x1rat}$	$\Delta t_A$	$\Delta t_s$	time to halt ( $\tau_0$ )
1	$2.93714 \times 10^{-3}$	0.20	10.26
1.02	$4.64149 \times 10^{-3}$	0.31	17.28
1.03	$5.77838 \times 10^{-3}$	0.38	27.22
1.05	$8.12472 \times 10^{-3}$	0.52	55.62
1.10	$9.67961 \times 10^{-3}$	0.01	66.71
1.102	$9.63428 \times 10^{-3}$	0.01	43.48

**Table A4.** The time taken for numerical dissipation to halt the simulation for  $a = 100$ ,  $\tilde{r}_m = 110$ , and a  $50 \times 100$  grid, as a function of  $\mathbf{ggen1}:\mathbf{x1rat}$ , the geometric ratio in the rescaled coordinate  $r$ .

$$\tilde{y}_1 = -\log[1 - (1 - e^{-L_y})\tilde{y}]. \quad (\text{A7})$$

To implement these coordinates in ZEUS-3D, set  $\mathbf{ggen1}:\mathbf{x1rat}$  to  $(Xe^{L_x} + 1)^{(G_x - 1)^{-1}}$ , where  $0 \leq \tilde{x} \leq X$  and  $L_x$  controls the ‘zoom’. Radial logarithmic scaling gives less grid resolution near the outer boundary where the density is least and thus  $\Delta t_Z$  is greater and ZEUS-3D runs for a longer time.

When importing a Grad-Shafranov equilibrium



**Figure A5.** Isothermal atmosphere with dipolar magnetic field. The kinks in the magnetic field lines (*solid*) are due to numerical dissipation. Parameters:  $a = 50$ ,  $\tilde{r}_m = 60$ ,  $\tilde{\tau} = 66$ ,  $150 \times 150$  grid (*left*);  $a = 100$ ,  $\tilde{r}_m = 110$ ,  $\tilde{\tau} = 66$ ,  $50 \times 100$  grid  $\mathbf{x1rat} = 1.1$  (*right*).

(PM04), whose grid is linear in  $y = \cos \theta$ , into ZEUS-3D, whose grid is (in many cases) logarithmic in  $y$ , there is no trivial multiplicative factor relating  $\tilde{y}_1$  and the required logarithmic  $\theta$  scaling through  $\mathbf{ggen1:x2rat}$ . The problem can be overcome by rewriting the Grad-Shafranov code such that its grid is logarithmic in  $\theta$ . This problem is an obstacle in certain sorts of numerical experiments e.g. the bootstrapping method in §4.2.