

Numerical demonstration of fluctuation dynamo at low magnetic Prandtl numbers

A. B. Iskakov,¹ A. A. Schekochihin,^{2,3,4} S. C. Cowley,^{1,2} J. C. McWilliams,⁵ and M. R. E. Proctor⁴

¹*Department of Physics and Astronomy, UCLA, Los Angeles, California 90095-1547, USA*

²*Blackett Laboratory, Imperial College, London SW7 2BW, United Kingdom*

³*King's College, Cambridge CB2 1ST, United Kingdom*

⁴*DAMTP, University of Cambridge, Cambridge CB3 0WA, United Kingdom*

⁵*Department of Atmospheric Sciences, UCLA, Los Angeles, California 90095-1565, USA*

(Dated: May 26, 2019)

Direct numerical simulations of incompressible nonhelical randomly forced MHD turbulence are used to demonstrate for the first time that the fluctuation dynamo exists in the limit of large magnetic Reynolds number $Rm \gg 1$ and small magnetic Prandtl number $Pm \ll 1$. The dependence of the critical Rm_c for dynamo on the hydrodynamic Reynolds number Re is obtained for $1 \lesssim Re \lesssim 6200$. In the limit $Pm \ll 1$, Rm_c is about three times larger than for the previously well established dynamo at large and moderate Prandtl numbers: $Rm_c \lesssim 200$ for $Re \gtrsim 6000$ compared to $Rm_c \sim 60$ for $Pm \geq 1$. It is not as yet possible to determine numerically whether the growth rate of the magnetic energy is $\propto Rm^{1/2}$ in the limit $Rm \rightarrow \infty$, as should be the case if the dynamo is driven by the inertial-range motions at the resistive scale.

PACS numbers: 91.25.Cw, 47.65.-d, 95.30.Qd, 96.60.Hv

Introduction. The amplification of magnetic field by fluid motion, or *dynamo*, is believed to be the cause of cosmic magnetism [1, 2, 3]. Two types of dynamo should be distinguished. The first is the *mean-field dynamo* defined as the growth of magnetic field at scales larger than the scale of the motion. If the fluid is turbulent, the latter is the outer (energy-containing) scale, denoted here by L . The second is the *fluctuation dynamo* (or small-scale dynamo) defined as the growth of magnetic-fluctuation energy at or below the (outer) scale of the motion.

While the existence of dynamo in any particular system is usually impossible to prove analytically, numerical simulations have been used to build a case for dynamo as a very generic mechanism of magnetic-field generation [4, 5, 6, 7]. This case has recently been strengthened by a successful laboratory dynamo in a geometrically unconstrained turbulence of liquid sodium [8]. However, both in the laboratory and in the computer, it is nearly impossible to access the values of Re and Rm that are sufficiently large to resemble real astrophysical situations.

This is made especially difficult by the fact that in most natural systems, the magnetic Prandtl number, $Pm = \nu/\eta$ (viscosity/magnetic diffusivity), is either very large or very small. In particular, the latter limit is encountered in the liquid-metal cores of planets ($Pm \sim 10^{-5}$) and the solar convective zone ($Pm \sim 10^{-7} - 10^{-4}$). Pm is important because it determines the relative size of the viscous and resistive scales (denoted l_ν and l_η , respectively). When $Pm \gg 1$, $l_\eta/l_\nu \sim Pm^{-1/2} \ll 1$ (see [7] and references therein), i.e., the resistive scale lies deep in the viscous range. In contrast, when $Pm \ll 1$ (while both $Re \gg 1$ and $Rm \gg 1$), one expects $l_\eta/l_\nu \sim Pm^{-3/4} \gg 1$ [9], so the resistive scale is in the middle of the inertial range, asymptotically far away both from the viscous and outer scales. Thus, the computational challenge is to re-

solve two scale separations: $L \gg l_\nu \gg l_\eta$ for $Pm \gg 1$ or $L \gg l_\eta \gg l_\nu$ for $Pm \ll 1$.

At the current level of understanding, the qualitative explanation of how the fluctuation dynamo is possible is based on the idea of random stretching of the magnetic field by the fluid motion [10, 11, 12, 13]. Since the viscous-scale motions have the largest turnover rate, they dominate the stretching. This picture only works for $Pm \geq 1$ because it assumes that the scale of the stretching (the viscous scale l_ν) is larger than the scale of the field that is stretched (the resistive scale l_η). In the case of low Pm , the opposite is true: $l_\eta \gg l_\nu$. This limit is qualitatively different because the magnetic fluctuations, dissipated at l_η , cannot feel the viscous-scale motions. Can the field still grow? In the absence of a mechanistic model of field amplification, the problem is quantitative: the stretching and turbulent diffusion are same order at each scale in the inertial range, so which of them wins cannot be predicted [14].

Our previous numerical investigations [15, 16] revealed that the critical magnetic Reynolds number Rm_c for dynamo increased with Re . The new results reported in this Letter show that Rm_c eventually reaches a finite limit as $Re \rightarrow \infty$, i.e., we demonstrate for the first time that the fluctuation dynamo at low Pm exists. The most important outstanding issue is whether the dynamo we have found is driven by the inertial-range motions at the resistive scale — if it is, its growth rate should be proportional to $Rm^{1/2}$, which would make it a dominant (and universal) field-amplification effect compared to any mean-field dynamo due to the outer-scale motions.

Numerical Set Up. The equations of incompressible magnetohydrodynamics

$$\partial_t \mathbf{u} + \mathbf{u} \cdot \nabla \mathbf{u} = -\nabla p - \nu_n |\nabla|^n \mathbf{u} + \mathbf{B} \cdot \nabla \mathbf{B} + \mathbf{f}, \quad (1)$$

$$\partial_t \mathbf{B} + \mathbf{u} \cdot \nabla \mathbf{B} = \mathbf{B} \cdot \nabla \mathbf{u} + \eta \nabla^2 \mathbf{B} \quad (2)$$

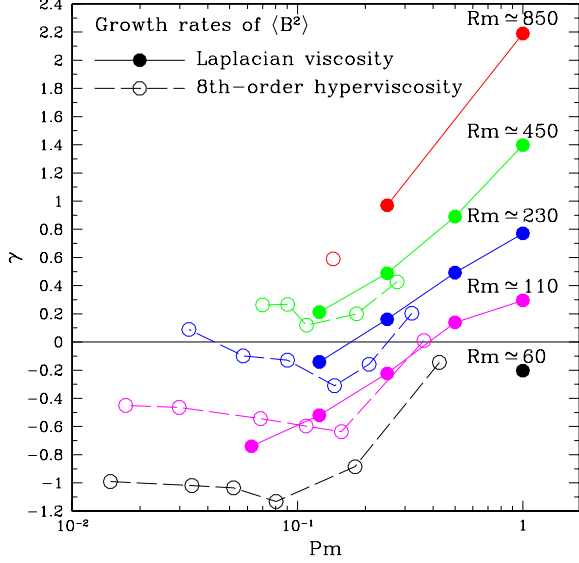


FIG. 1: Growth/decay rate of $\langle B^2 \rangle$ vs. Pm for $\eta = 4 \times 10^{-3}$ ($Rm \sim 60$), $\eta = 2 \times 10^{-3}$ ($Rm \sim 110$), $\eta = 10^{-3}$ ($Rm \sim 230$), $\eta = 5 \times 10^{-4}$ ($Rm \sim 450$), and $\eta = 2.5 \times 10^{-4}$ ($Rm \sim 850$).

are solved in a periodic cube of size 1, using a standard pseudospectral code. Here \mathbf{u} is the velocity and \mathbf{B} the magnetic field (in velocity units). The density is constant and equal to 1. We initialize our simulations with a random magnetic field between 10^{-10} and 10^{-6} of the dynamically significant level, so the Lorentz force is never important. The velocity is forced by a random *nonhelical* homogeneous white-noise body force, which injects energy into the velocity components with wave numbers $|\mathbf{k}| \leq \sqrt{2}k_0$, where $k_0 = 2\pi$ is the box wave number. Because the forcing is a white noise, the average injected power is fixed: $\varepsilon = \langle \mathbf{u} \cdot \mathbf{f} \rangle = 1$, where the angle brackets stand for volume and time averaging.

The maximum resolution we could afford was 512^3 . In order to increase the range of accessible Reynolds numbers, we performed simulations both with the Laplacian viscosity ($n = 2$ in Eq. (1)) and with the 8th-order hyperviscosity ($n = 8$). We define $Rm = \langle u^2 \rangle^{1/2} / \eta k_0$, $Re = \langle u^2 \rangle^{1/2} / \nu k_0$, $Pm = \nu / \eta$, where $\nu = \nu_2$ for the Laplacian runs and $\nu = \nu_{\text{eff}} = \varepsilon / \langle |\nabla \mathbf{u}|^2 \rangle$ for the hyperviscous ones. We believe that using hyperviscosity is justified for $Pm \ll 1$ because the resistive scale in this limit is much larger than the (hyper)viscous scale, $l_\eta \gg l_\nu$, and the magnetic properties of the system should be independent of the form of viscous regularization.

Existence of the Dynamo. In Fig. 1, we show growth/decay rates of the magnetic energy $\langle B^2 \rangle$ vs. Pm for five series of runs, each with a fixed value of η . Thus, decreasing Pm is achieved by increasing Re while keeping Rm fixed. The growth rates are calculated via a least-squares fit to the evolution of $\ln(\langle B^2 \rangle)$ vs. time. We

find that as Pm is decreased, the growth rate decreases, passes through a minimum and then saturates a constant value, i.e., at fixed Rm , $\gamma(Rm, Re) \rightarrow \gamma_\infty(Rm) = \text{const}$ as $Re \rightarrow \infty$. It is natural that such a limit exists because $l_\eta \gg l_\nu \sim LRe^{-3/4} \rightarrow 0$ and one cannot expect the magnetic field to “know” exactly how small the viscous scale is. More importantly, as Rm increases, the entire curve $\gamma(Re, Rm)$ is lifted upwards, so the asymptotic values $\gamma_\infty(Rm) > 0$. Although we cannot at current resolutions determine these asymptotic values, our judgement is that Fig. 1 provides sufficient evidence for claiming that such values exist and are positive.

The Stability Curve. In Fig. 2, we show the reconstructed stability curve $Rm_c(Re)$: each point on the curve is obtained by linear interpolation between a decaying and a growing case. We see that Rm_c increases with Re , reaches a maximum around $Rm_c^{(\text{max})} \sim 350$ at $Re \sim 3000$, and then decreases. Since the exact value of the viscous scale cannot matter at large $Re \gg Rm$, $Rm_c(Re) \rightarrow Rm_c^{(\infty)} = \text{const}$ as $Re \rightarrow \infty$. We cannot as yet obtain this asymptotic value. Unless the stability curve has multiple extrema (which we consider unlikely), $Rm_c^{(\infty)} \lesssim 200$. Note that this value is only about 3 times larger than the well-known critical value $Rm_c \simeq 60$ for the fluctuation dynamo at $Pm \geq 1$ [4, 7, 19].

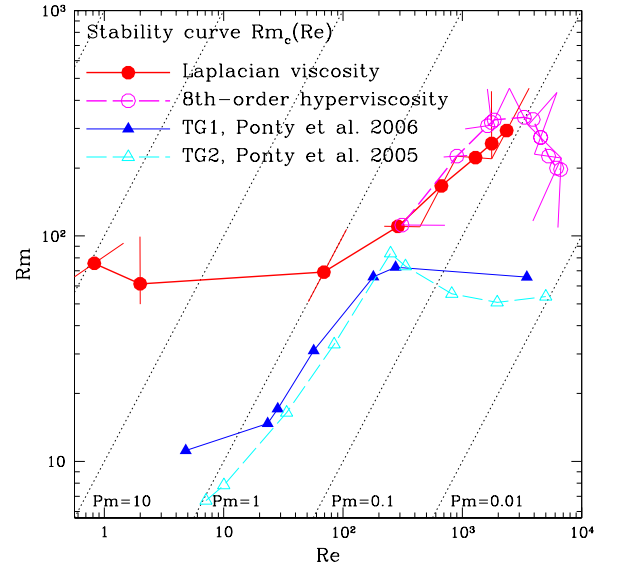


FIG. 2: The stability curve Rm_c vs. Re . Error bars connect (Re, Rm) for decaying and growing runs used to obtain points on the stability curve. Stability curves based on the Laplacian and hyperviscous runs are shown separately. For comparison, we also plot the $Rm_c(Re)$ curve obtained in simulations employing TG1 [17] and TG2 forcing [18] (the three highest- Re points in the latter case were obtained by LES simulations). The values of Re and Rm are recalculated according to our definitions, using the forcing wavenumber k_0 , rather than the dynamical integral scale as in [17, 18].

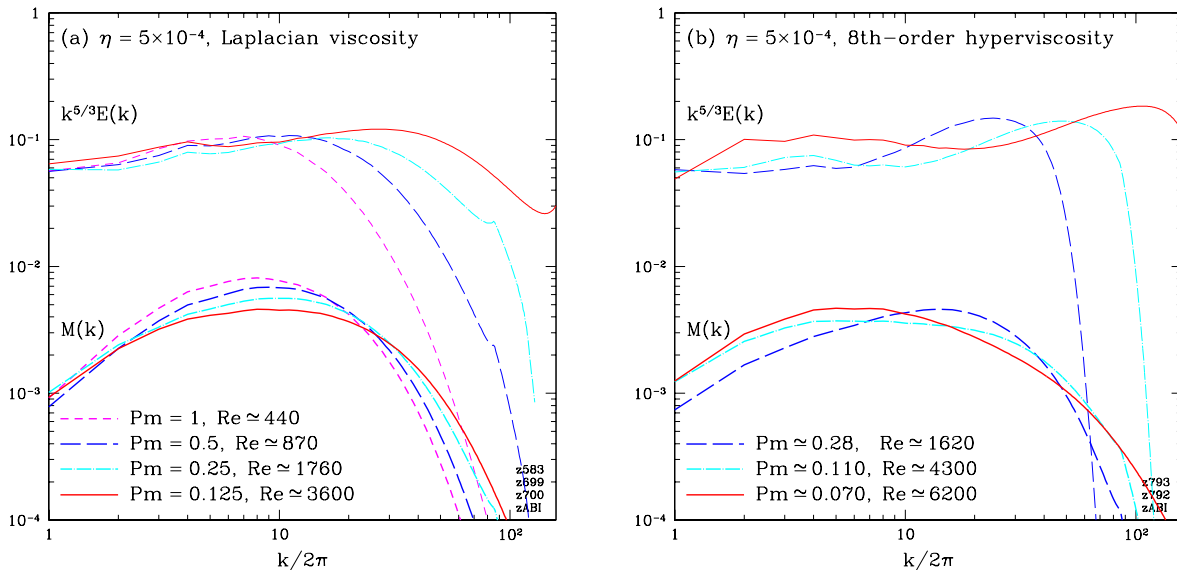


FIG. 3: Normalized spectra of kinetic energy (compensated by $k^{5/3}$) and magnetic energy for fixed $Rm \sim 450$ and increasing Re : (a) Laplacian runs, (b) hyperviscous runs.

Considering that there is a small but measurable difference between the stability curves for the Laplacian and hyperviscous simulations and that we did not have enough resolution to see Rm_c reaching a maximum for the Laplacian runs, how universal are our results? We believe it is reasonable to argue, as we did above, that the existence of the dynamo in the limit $Rm \ll Re \rightarrow \infty$ does not depend on the nature of the viscous regularization. We also think that the asymptotic value $Rm_c^{(\infty)}$ is likely to be robust. However, the full functional dependence $Rm_c(Re)$ is certainly not universal. Indeed, let us consider what determines the shape of the stability curve in the transition region between the high- and low- Pm limits. When $Re < Rm$, $l_\nu > l_\eta$. As Re is increased, the spectral bottleneck associated with the viscous cutoff moves past the resistive scale l_η until finally $l_\nu \ll l_\eta$ and the resistive scale is in the inertial range. This transition is illustrated by Fig. 3. The properties of the velocity field around the viscous scale are obviously not independent of the type of viscous regularization used. Therefore, the $\gamma(Re, Rm)$ and $Rm_c(Re)$ cannot be universal in the transition region. In particular, since the bottleneck is narrower for the hyperviscous runs (see Fig. 3), the transition in the parameter space should be sharper.

Magnetic-Energy Spectrum. The shape of the magnetic-energy spectrum is qualitatively different for $Pm \geq 1$ and $Pm \ll 1$ (see Fig. 3). At Pm above and just below unity, the spectrum has a positive slope and its peak is at the resistive scale. This is typical for the fluctuation dynamo at $Pm \geq 1$ — in the limit $Pm \gg 1$, the Kazantsev [20] $k^{+3/2}$ spectrum emerges [7]. As Pm is decreased, the spectrum flattens and then appears to

develop a negative slope. At current resolutions, it is not possible to determine the asymptotic form of the spectrum: either the spectral slope or the position of the spectral peak (whether it is at the resistive scale and scales as $k_{\text{peak}} \propto Rm^{3/4}$ or is independent of Rm).

Comparison with Simulations with a Mean Flow. Several authors [17, 18, 21, 22, 23] have been motivated by the liquid-metal dynamo experiments [8, 24] to investigate the dynamo action at low Pm in numerical simulations where the forcing was spatially inhomogeneous and constant in time rather than random. The velocity field in these simulations consisted of a time-independent mean flow and an energetically a few times weaker fluctuating component (turbulence).

The stability curves $Rm_c(Re)$ obtained in these studies have an entirely different origin than ours. In order to illustrate the difference, Fig. 2 shows the stability curves for simulations with Taylor-Green forcing, using published data [17, 18]. We see that the dynamo threshold for the simulations with a mean flow is much lower than for our homogeneous simulations. The difference is not merely quantitative. The mean flows in question are *mean-field dynamos* (even in the case of the nonhelical Taylor-Green forcing). This is confirmed by the ordered box-scale structure of the growing magnetic field reported for these simulations at $Pm \geq 1$ (the lower part of their stability curve). For $Pm \geq 1$, the threshold for the field amplification is $Rm_c \sim 10$, which is a typical situation for mean-field dynamos [6]. The presence of magnetic energy at small scales is probably due to the random tangling of the mean field by turbulence, rather than to the fluctuation dynamo, because Rm is below the

fluctuation-dynamo threshold. The increase of Rm_c with Re in these simulations is due to the interference by the turbulence with the dynamo properties of the mean flow [21, 25]. It has not been checked whether the turbulence in these simulations might itself be a dynamo. Comparison of the two stability curves in Fig. 2 suggests that this can only happen at much larger Rm than studied so far.

Outstanding Questions. The most important factual issue that remains unresolved is whether the low- Pm dynamo we have found is due to the inertial-range motions. The most important physical question is what is the physical mechanism that makes the dynamo possible.

If the local (in scale space) interaction of the inertial-range motions with the magnetic field is capable of amplifying the field, the dominant contribution to such a dynamo should be from the motions at the resistive scale $l_\eta \sim (\eta^3/\varepsilon)^{1/4} \sim LRm^{-3/4}$ [9], where the stretching rate is maximal. The growth rate of the magnetic energy should scale as the stretching rate: $\gamma_\infty \sim (\varepsilon/\eta)^{1/2} \sim (u_{rms}/L)Rm^{1/2}$. For $Rm \gg 1$, such a dynamo would always be faster than a mean-field or any other kind of dynamo associated with the outer-scale motions, because the latter cannot amplify the field faster than at the rate $\sim u_{rms}/L$. Thus, the most pressing task for future numerical studies is to determine whether γ_∞ scales as $Rm^{1/2}$ or reaches an Rm -independent limit. If the latter is the case, one will have to conclude that it is the outer-scale motions that act as a dynamo despite (or in concert with) the turbulence in the inertial range. Unlike the inertial-range dynamo, the characteristics of such a dynamo would not be universal.

Theoretical predictions for a Gaussian white-noise velocity field (the Kazantsev [20] model) strengthen the case for an inertial-range dynamo. For a certain range of scaling exponents of the prescribed velocity correlation function, it is possible to prove that the Kazantsev field is a dynamo [26, 27]. The dynamo threshold for $Pm \ll 1$ is predicted to be $Rm_c^{(\infty)} \simeq 400$ (using our definition of Rm) — an overestimate by only (or by as much as) a factor of 2. The difficulty in deciding whether this theory applies lies in the unknown effect that assuming zero correlation time has on the dynamo properties of the inertial-range velocity field (in real turbulence, this correlation time is not only not small but also scale dependent). The main problem is that the result of Kazantsev theory is purely mathematical and that we do not have a physical model of the inertial-range dynamo.

Conclusions. We have established that the fluctuation dynamo exists in nonhelical randomly forced homogeneous turbulence of a conducting fluid with low Pm . The critical Rm in this regime is approximately 3 times larger than for $Pm \geq 1$. The nature of the dynamo and its stability curve $Rm_c(Re)$ are different from the low- Pm dynamo found in simulations and liquid-metal ex-

periments with a mean flow. The physical mechanism that enables the sustained growth of magnetic fluctuations in the low- Pm regime is unknown. It is not as yet possible to determine numerically whether the fluctuation dynamo is driven by the inertial-range motions at the resistive scale and consequently has a growth rate $\propto Rm^{1/2}$, or rather is an outer-scale effect and has a constant growth rate comparable to the turnover rate of the outer-scale motions.

We have benefited from discussions with S. Fauve, N. Kleeorin, J.-F. Pinton, and I. Rogachevskii. We are grateful to V. Decyk (UCLA) who has kindly provided his FFT libraries. A.B.I. was supported by the USDOE Center for Multiscale Plasma Dynamics. A.A.S. was supported by a PPARC Advanced Fellowship. Simulations were done on NCSA (Illinois), UKAFF (Leicester), and the Dawson cluster (UCLA).

-
- [1] P. H. Roberts and G. A. Glatzmaier, *Rev. Mod. Phys.* **72**, 1081 (2000).
 - [2] L. M. Widrow, *Rev. Mod. Phys.* **74**, 775 (2002).
 - [3] M. Ossendrijver, *Astron. Astrophys. Rev.* **11**, 287 (2003).
 - [4] M. Meneguzzi, U. Frisch, and A. Pouquet, *Phys. Rev. Lett.* **47**, 1060 (1981).
 - [5] F. Cattaneo, *Astrophys. J.* **515**, L39 (1999).
 - [6] A. Brandenburg, *Astrophys. J.* **550**, 824 (2001).
 - [7] A. A. Schekochihin *et al.*, *Astrophys. J.* **612**, 276 (2004).
 - [8] R. Monchaux *et al.* (2007), physics/0701075.
 - [9] K. Moffatt, *J. Fluid Mech.* **11**, 625 (1961).
 - [10] S. Childress and A. Gilbert, *Stretch, Twist, Fold: The Fast Dynamo* (Springer, Berlin, 1995).
 - [11] G. K. Batchelor, *Proc. R. Soc. London A* **201**, 405 (1950).
 - [12] H. K. Moffatt and P. G. Saffman, *Phys. Fluids* **7**, 155 (1963).
 - [13] Y. B. Zeldovich *et al.*, *J. Fluid Mech.* **144**, 1 (1984).
 - [14] S. I. Vainshtein, *Magnetohydrodynamics* **28**, 123 (1982).
 - [15] A. A. Schekochihin *et al.*, *Phys. Rev. Lett.* **92**, 054502 (2004).
 - [16] A. A. Schekochihin *et al.*, *Astrophys. J.* **625**, L115 (2005).
 - [17] Y. Ponty *et al.* (2006), physics/0601105.
 - [18] Y. Ponty *et al.*, *Phys. Rev. Lett.* **94**, 164502 (2005).
 - [19] N. E. L. Haugen, A. Brandenburg, and W. Dobler, *Phys. Rev. E* **70**, 016308 (2004).
 - [20] A. P. Kazantsev, *Sov. Phys. JETP* **26**, 1031 (1968).
 - [21] J.-P. Laval *et al.*, *Phys. Rev. Lett.* **96**, 204503 (2006).
 - [22] P. D. Mininni and D. C. Montgomery, *Phys. Rev. E* **72**, 056320 (2005).
 - [23] R. A. Bayliss *et al.* (2006), physics/0602126.
 - [24] E. J. Spence *et al.*, *Phys. Rev. Lett.* **96**, 055002 (2006).
 - [25] F. Pétrélis and S. Fauve, *Europhys. Lett.* **76**, 602 (2006).
 - [26] I. Rogachevskii and N. Kleeorin, *Phys. Rev. E* **56**, 417 (1997).
 - [27] S. Boldyrev and F. Cattaneo, *Phys. Rev. Lett.* **92**, 144501 (2004).