

Primordial helium recombination III: Thomson scattering, isotope shifts, and cumulative results

Eric R. Switzer*

Department of Physics, Princeton University, Princeton, New Jersey, 08544, USA

Christopher M. Hirata†

School of Natural Sciences, Institute for Advanced Study, Princeton, New Jersey 08540, USA

(Dated: May 27, 2019)

Upcoming precision measurements of the temperature anisotropy of the cosmic microwave background (CMB) at high multipoles will need to be complemented by a more complete understanding of recombination, which determines the damping of anisotropies on these scales. This is the third in a series of papers describing an accurate theory of He I and He II recombination. Here we describe the effect of Thomson scattering, the ^3He isotope shift, the contribution of rare decays, collisional processes, and peculiar motion. These effects are found to be negligible: Thomson and ^3He scattering modify the free electron fraction x_e at the level of several $\times 10^{-4}$. The uncertainty in the $2^3P^o - 1^1S$ rate is significant, and for conservative estimates gives uncertainties in x_e of order 10^{-3} . We describe several convergence tests for the atomic level code and its inputs, derive an overall C_ℓ error budget, and relate shifts in $x_e(z)$ to the changes in C_ℓ , which are at the level of 0.5% at $\ell = 3000$. Finally, we summarize the main corrections developed thus far. The remaining uncertainty from known effects is $\sim 0.3\%$ in x_e .

PACS numbers: 98.70.Vc, 95.30.Jx

I. INTRODUCTION

Cosmological recombination determines the evolution of the free electron fraction as the universe becomes cool enough for bound atoms to form. Concurrent with this is a (cosmologically) rapid drop in the Thomson opacity that decouples the motion of the photons from that of the baryons; the perturbations in the photons are observable today as the anisotropies of the cosmic microwave background (CMB). Thus, many properties of the measured CMB anisotropy are strongly dependent on the free electron history. The free electron fraction sets the damping scale for temperature anisotropies in CMB through Silk damping, and contributes to the acoustic damping scale [1, 2, 3, 4, 5, 6]. These are manifest in the positions of the acoustic peaks in the temperature anisotropy power spectrum, and by the suppression of the anisotropy power on small scales. Because of the large number of modes on the sky, the temperature anisotropy power can be measured very accurately, even with small survey coverage. These modes are the target of a new generation of high-precision, small-scale temperature anisotropy experiments [7, 8, 9, 10, 11, 12, 13, 14, 15, 16, 17, 18], and will provide stronger constraints on baryonic and matter fractions, the primordial spectral slope n_s , and its possible scale dependence.

The physics underlying recombination is well-developed and the physical circumstances are simple: the universe is homogeneous, there are no elements heavier

than Li, and all material is in the gas phase. The subtleties in the recombination history emerge from both the very high accuracy required, and the large number of processes contributing. Here, rare processes are important because many of the fast allowed processes have reverse processes that quickly come to equilibrium, blocking overall progress of the forward direction. Examples are recombinations directly to the ground state and $2^1P^o \rightarrow 1^1S$ decay in He I: these are fast but access only certain regions of photon phase space ($h\nu > 24.6$ eV and the 21.2 eV line, respectively). Instead of bringing the ionization state of hydrogen or helium into Saha equilibrium, these processes merely boost the number of photons in certain regions of phase space to values far greater than the Planck distribution $\mathcal{N} = 1/(e^{h\nu/k_B T} - 1)$ would predict – until some process (such as Sobolev escape in the case of the 21.2 eV line) removes the photons. It is difficult to have a prior notion of what rare processes will be significant, and to what extent. In general, processes that modify the overall recombination history either break the equilibrium in allowed lines by removing photons, or provide an entirely independent path to the ground state. Examples are H I photoionization opacity and two-photon decays, respectively.

Recently, several corrections to the theory of He I recombination have been proposed [19, 20, 21, 22]. This is the third of a series of papers describing new effects and remaining uncertainties in He I recombination. Paper I (Switzer and Hirata astro-ph/0702143) describes the base recombination model, the influence of the feedback of spectral distortions between lines, and the effect of continuous opacity from H I photoionization in transport phenomena during He I recombination. Paper II (Hirata and Switzer astro-ph/0702144) describes absorp-

*Electronic address: switzer@princeton.edu

†Electronic address: chirata@sns.ias.edu

tion of non-thermal radiation in two-photon processes from $n = 2$, non-resonant two-photon decay processes from $n > 2$, and the effect of finite resonance linewidth. (Henceforth we refer to these as Paper I and Paper II.) Here, we describe several additional effects that are negligible to recombination, summarize the overall magnitude and convergence of effects studied, and give an error budget in free electron fraction and the anisotropy power in the CMB.

Because of the large thermal velocities of electrons in the primordial plasma, Thomson scattering results in a very wide redistribution of energies. A typical Thomson scattering will shift the photon's frequency by ~ 4 THz. For comparison, the Doppler width associated with scattering through atomic transitions in He I is only ~ 50 GHz. The redistribution width has important consequences for radiative transport within the line subject to Thomson scattering. We will see that in the case of the intercombination lines ($n^3P^o - 1^1S$ in He I), it is unlikely for a photon to scatter with an electron as it traverses the width of the line that is optically thick to incoherent processes because of the low differential optical depth ($d\tau_e/d\nu$) to Thomson scattering. However, a photon can be scattered by an electron as it redshifts far from line center – as it redshifts, the trajectory integrates sufficient differential depth for Thomson scattering to be likely. Because of the large typical frequency shift from electron scattering, this exchange can re-inject the photon onto the blue side of the line, where it has a high probability of redshifting back into the line and being absorbed. This will further excite He I atoms and inhibit recombination overall. The allowed lines have sufficient natural width for Thomson scattering to pull photons from the region of the line that is optically thick to incoherent processes, which will tend to relax it and acceleration He I recombination. Thus in $2^1P^o - 1^1S$, which is most significant for He I recombination, the effect of Thomson scattering in the far red wings opposes the effect of scattering closer to line center.

Thomson scattering is a subtle effect because it is tied to the radiation profile on the red side of the line, which is determined by scattering in the wings and H I continuous opacity. It is addressed here by including it in a photon Monte Carlo from Paper I. We will see, further, that the effect of Thomson scattering is highly suppressed when we include feedback between lines. In the final analysis, including it does not significantly alter the recombination history.

The second main effect examined here is the isotope shift between ^3He and ^4He , dominated by the nuclear mass difference. The isotope shift between ^3He and ^4He $2^1P^o - 1^1S$ is $\nu(^4\text{He}) - \nu(^3\text{He}) = 263$ GHz. Photons on the red side of ^4He I $2^1P^o - 1^1S$ can scatter off of a ^3He atom and be moved farther into the red damping wing where they are more likely to escape. However, in the ordinary Sobolev theory, this effect is cancelled (on average) by the reverse process where ^3He scatters a photon blueward. This is because the radiation phase space density

on the red side of an optically thick line in an expanding background is flat ($\mathcal{N}=\text{constant}$) to a very good approximation [23, 24, 25]. As we saw in Paper I, continuous opacity from H I produces a gradient in the radiation phase space density, as progressively more photons that escape the line are absorbed, moving redward. Thus, once the H I population becomes significant at $z < 2200$, the radiation phase space density on the red side of the line is no longer flat. This means that, on average, more photons can be scattered redward (because the “pool” is larger) than blueward, and the escape probability increases. We find that this causes a small modification to the free electron fraction, $|\Delta x_e| < 2.5 \times 10^{-4}$, peaking at $z \sim 1900$.

In Paper I we calculate the modification of rates in the $n^3P^o - 1^1S$ and $n^1D - 1^1S$ series by continuous opacity. Here we describe additional sources of error in the recombination calculation related to rare processes and a breakdown of the relative contributions of the rare processes. There is considerable disagreement on the spontaneous $2^3P^o - 1^1S$ rate in the literature [26, 27, 28]. This is a significant systematic overall in He I recombination, resulting in a maximum uncertainty at $z \sim 1900$, of roughly $|\Delta x_e| < 1 \times 10^{-3}$. The $n^1D - 1^1S$ series and $n^3P^o - 1^1S$ for $n \geq 3$ are found to give negligible modifications to the He I recombination history.

In contrast to the situation in the interstellar medium, collisional processes during cosmological recombination are subdominant because of the low baryon/photon ratio. During He I recombination, the highly excited states are also so close to equilibrium that electron collision-induced transitions between bound and free states cannot do anything (Sec. IV B). Two remaining possibilities for collisional processes that modify the He I recombination history are charge transfer reactions with H I (through a collision, a neutral hydrogen atom transfers its electron to singly-ionized helium atom) and collisional de-excitations to the ground state (where collisions de-excite and atom to its ground state without the emission of photon that will further excite that transition) [29, 30]. In general, charge transfer requires an H I population. Continuous opacity (described in Paper I) causes He I recombination to finish as soon as even a small amount of H I is present, and we will see that collisional charge transfer plays a subdominant role. In Sec. IV B, we also show that the collisional de-excitations to the ground state are negligible from the combination of temperature, free electron fraction and collision strengths.

Throughout the series of papers we consider transport processes during He I recombination that depend explicitly on the radiation profile around the line and the line profile. This is in contrast to Sobolev methods for the escape probability, which do not depend on the line profile. A significant concern is that we have ignored the correlated, peculiar motions in the gas. In astrophysical systems, microturbulence leads to broadening of the line profile in addition to the broadening from thermal motion. Indeed, correlated motions in the recombination

plasma are of the same order as the thermal velocities. In Sec. IV C, we argue that regions of correlated motion are much larger than the distances a photon traverses as it scatters through the line. Thus, to a very good approximation, the recombination picture is unchanged.

We propose three main corrections to the standard He I recombination model based on the studies in this series of papers: (1) inclusion of feedback between allowed lines from redshifting of the spectral distortion from $n + 1$ to n , (2) inclusion of rates from intercombination processes [20], and (3) treatment of H I continuous opacity in transport within $2^1P^o - 1^1S$ and $2^3P^o - 1^1S$. These corrections were addressed in Paper I, and the results from Paper II and this paper have little effect.

In this paper we break the discussion of effects into several sections. In Sec. II, we describe the effect of Thomson scattering in the $n = 2$ allowed and intercombination lines. In Sec. III, we treat the isotope shift of ^3He relative to ^4He in the transition $2^1P^o - 1^1S$. Next, in Sec. IV, we study several additional uncertainties: treatment of intercombination and quadrupole lines (Sec. IV A); collisional processes (Sec. IV B); peculiar velocities (Sec. IV C); and convergence of the numerical code (Sec. IV E). In Sec. V, we relate modifications in the He I recombination history to modifications in the temperature-temperature (TT), polarization-temperature (TE), and polarization-polarization (EE) anisotropy power as a function of multipole. In Sec. VI, we summarize the contributions to $x_e(z)$ and anisotropy error budget associated with effects investigated in this series and describe the prospects for including these effects in a fast multilevel recombination code for CMB codes. Appendix A describes an explicit form for the electron scattering kernel.

II. THOMSON SCATTERING

Consideration of the effect of Thomson scattering in line transport during He I recombination is well-motivated because the bulk of electrons have not recombined, and their large thermal velocity dispersion relative to ^4He atoms yields new transport behavior. In this section we analyze this behavior and relevance to the He I recombination history. Electron scattering should also be folded into radiative transport in H I recombination; this is beyond the scope of discussion here and is deferred to later work. This is a harder problem because of the high optical depth, broad linewidth and partial redistribution in the H I $2p \leftrightarrow 1s$ system, as well as the more stringent accuracy requirements. In particular the very high optical depth (of order 10^9) may require a Fokker-Planck or hybrid approach to the problem instead of the Monte Carlo methods applied here.

As in Paper I, a photon Monte Carlo will be the workhorse for calculating the modified escape probability in the He I $n^3P^o - 1^1S$, $n^1D - 1^1S$, and $2^1P^o - 1^1S$ lines. This is described in Sec. II B. The physics of the scat-

tering kernel is described in Sec. II C and Appendix A. We also develop analytic methods (Sec. II D) based on this kernel to check the Monte Carlo with forbidden lines in restricted cases. In forbidden lines, the situation is simplified relative to $2^1P^o - 1^1S$ because the photons are completely distributed across a line which is narrow compared to the thermal width of electrons, so that accurate analytic transport solutions are feasible. We find that Thomson scattering is negligible overall due to cancellation of several competing effects and suppression from feedback of spectral distortion between lines.

A. Physical setting

In Paper I, we considered line radiative transport in a homogeneous gas on an expanding background subject to coherent scattering through the line, incoherent processes in the line, and H I photoionization. Here, we extend this picture to include Thomson scattering from a thermal electron distribution with temperature T_m (though this is nearly identical to T_r during He I recombination). Depending on the electron's velocity, a photon will be widely redistributed because the characteristic scattering width for a photon of frequency ν_0 is $\sim \nu_0 \sqrt{k_B T_m / (m_e c^2)}$. This redistribution is shown at $z = 2500$ in Fig. 1, and is much larger than the Doppler width of the ^4He line, ~ 50 GHz. Fundamentally, the only reason for solving the transport problem is to find the probability P_{esc} that a photon emitted by an atom will be absorbed through incoherent processes in another atom before it can escape the line. That is, the full matrix of probabilities (that a photon which has just been emitted or scattered will be emitted or scattered by given process before it escapes) is immaterial, aside from its contribution to P_{esc} , as in Paper I. We will consider the modification to escape probabilities from Thomson scattering in $n^1P^o - 1^1S$ ($n < 6$), $n^3P^o - 1^1S$ ($n < 5$), and $n^1D - 1^1S$ ($n < 6$).

Electron scattering shares some, but not all of the features of continuous opacity from neutral hydrogen, developed in Paper I. Like continuous opacity in H I electron scattering presents a differential optical depth approximately flat in frequency,

$$\eta_e = \frac{n_H x_e \sigma_{Tc}}{H(z) \nu_{\text{line}}}. \quad (1)$$

Electron scattering would naively be expected to become important if η_e^{-1} starts to fall within frequency width of the line that is optically thick to incoherent processes, $\Delta \nu_{\text{line}}$. In Paper I, this allowed a small H I population to remove photons from the line core, so that they can no longer further excite the line; thus increasing the escape probability. The relevant comparison for electron scattering is plotted in Fig. 2, which makes it clear that electron scattering acts only on frequency scales an order of magnitude larger than the incoherent optically thick width of the line. Therefore one might expect an accelerating effect of order $\sim 10\%$ due to electron scattering.

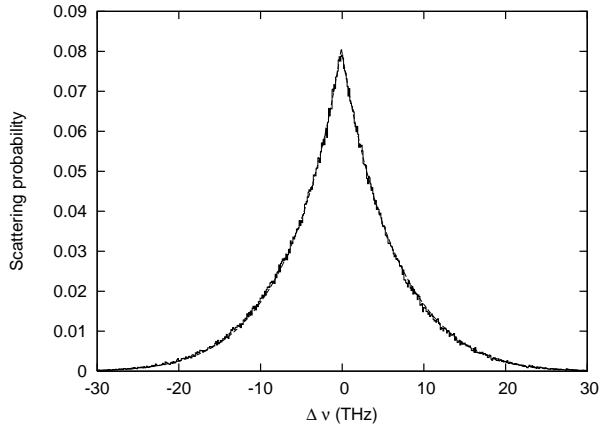


FIG. 1: The electron scattering kernel at $z = 2500$ spans several THz, allowing photons in the far red side of the line to be scattered to frequencies significantly above the line center frequency. Rather than escaping on the red side of the line, as in ordinary Sobolev escape, the photon can then be absorbed (and likely be re-emitted) by incoherent processes in the line before it can escape, thus reducing its escape probability. Because the radiation phase space density is higher on the red side of the line, a photon is more likely to scatter from below to above the line frequency, thus decreasing the overall escape probability. Once continuum opacity becomes significant in the allowed lines, this can also remove trapped photons.

In reality this number will be smaller than $\sim 10\%$ because the Thomson opacity – unlike H I photoionization – is from scattering, not absorption. Some of the scattered photons will re-enter the line, and some photons that are on the red side of the line and would otherwise have escaped will be scattered into the line, or to its blue side (where they redshift back into the line). If there are more photons on the red side of the line than the blue, more photons are scattered bluewards than redwards on average, and the escape probability can be decreased. In particular, this means that it is also possible for Thomson scattering to *delay* He I recombination.

B. Monte Carlo simulation of line transport with Thomson scattering

In this section, we use a Monte Carlo method to estimate the escape probability for a photon trapped in He I lines. For reasons described in Paper I, a Monte Carlo is a useful procedure to account for the numerous effects active in the radiative transport within lines, despite the computational cost. In particular, the large width of the electron scattering kernel compared to the width of the He I lines suggests that a Fokker-Planck approach is not well suited to evaluating electron scattering. (The Fokker-Planck operator treats transport of numerous scattering events as a continuous process, and is accurate if the line profile varies slowly over this range. In electron scattering, a photon in the far red can be

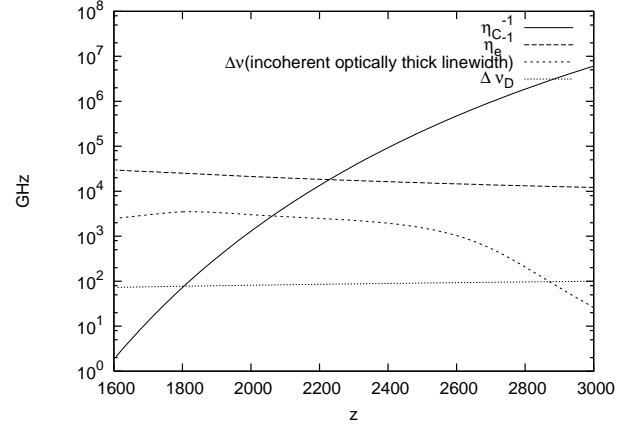


FIG. 2: The inverse differential optical depth due to Thomson scattering of free electrons (η_e^{-1}), compared to the inverse differential depth to H I photoionization (η_C^{-1}), the line Doppler width ($\Delta\nu_D$), and the optically thick linewidth to incoherent processes through $2^1P^o - 1^1S$. Here we can see that a photon trapped in a line is relatively unlikely to interact with an electron before it escapes. For $z < 2500$, electron scattering acts on scales only roughly an order of magnitude larger than the optically thick linewidth to incoherent processes. The behavior has three regimes for $2^1P^o - 1^1S$: (1) for $z > 2200$ electron scattering influences transport by acting over large scales, retarding recombination by injecting photons to optically thick regions on average; (2) H I continuous opacity suppresses the phase space density on large scales: when electron scattering occurs, it is much closer to the line's center and removes trapped photons, accelerating He I recombination; and (3) $z < 1900$ where H I continuous opacity acts within the line and dominates most of the behavior.

scattered to blue, and this assumption is invalid. We will consider an alternative analytical approach in Sec. II D that is useful for testing the Monte Carlo.)

Kinematically, the frequency shift in a photon scattering from an electron in the non-relativistic limit is

$$\Delta\nu = (f_{\parallel} + \alpha)(1 - \cos\chi) - f_{\perp} \sin\chi, \quad (2)$$

where $\mathbf{f} = \nu_0 \mathbf{v}/c$ is thermally distributed (\parallel and \perp denote the components parallel to the direction of propagation of the incident photon, and perpendicular to it but in the plane of scattering, respectively), for the photon frequency ν_0 , $\alpha = h\nu_0^2/(m_e c^2)$, and χ is the scattering angle between the direction of propagation of the incoming/outgoing photons. The recoil term α is from differences in the electron kinetic energy and can be dropped (it is of order 200 GHz, small compared to a frequency shift of several THz typical in the exchange due to the Doppler shift). This is nearly identical to the case of coherent line scattering, except that the scattering cross section is flat in frequency and struck atom's velocity is not conditioned on the incoming photon frequency. This can be trivially added to the Monte Carlo developed in Paper I by adding an additional scattering process with differential depth η_e , from Eq. (1).

As in Paper I, we simulate the escape probability over a grid in $\{x_{\text{HeI}}, z\}$ with continuous opacity derived from H I populations in Saha equilibrium (accurate until the end of He I recombination, where it ceases to matter anyway, once He I has almost fully recombined). The grid is taken over 11 linearly-spaced points in redshift spanning $z = 1400$ to $z = 3000$, and 21-logarithmically spaced points in x_{HeI} from 2×10^{-5} to 0.08. This is log-interpolated along x_{HeI} and P_{esc} , and linearly interpolated along z in the level code.

The results of the Monte Carlo calculation of the escape probability for a typical recombination history are shown in Fig. 4 for $2^3P^o - 1^1S$ and in Fig. 5 for $2^1P^o - 1^1S$. (Fig. 4 also has results from an analytic method developed in Sec. IID for the escape probabilities in $2^3P^o - 1^1S$ for $z > 2000$. Fig. 5 includes Monte Carlo results for ^3He scattering, developed in Sec. III.) Fig. 4 indicates that Thomson scattering leads to a reduced escape probability for $z > 2100$ in $2^3P^o - 1^1S$ and $2^1P^o - 1^1S$, as photons that redshift out of the line are Thomson scattered back on onto it, where they are less likely to escape. Once H I opacity becomes important, fewer photons are able to travel far enough to be Thomson scattered, and are, instead, more likely to photoionize an H I atom.

C. The electron scattering kernel

The electron scattering redistribution kernel has accurate approximate expressions over a wide range of physical scales [31]. In the non-relativistic limit considered here, the Thomson scattering kernel with dipolar angular distribution [32] is adequate. We will actually use both the kernel and its characteristic function, which can be obtained in closed-form from the angular dependence (Eq. 2) as follows. The electron velocity components f_{\parallel} and f_{\perp} are normally distributed with variance $\sigma_D^2 = \nu_0^2 k_B T_e / (m_e c^2)$. Thus, for a fixed scattering angle χ , the change in frequency is equal to the sum of two normal distributions centered around zero, and we write the variance of the photon frequency for a given χ ,

$$\sigma_{\nu}^2(\chi) = 2 \frac{k_B T_e}{m_e c^2} \nu_0^2 (1 - \cos \chi). \quad (3)$$

Integration against the angular redistribution probability gives the redistribution kernel

$$P(\Delta\nu) = \left\langle \frac{1}{\sqrt{2\pi\sigma_{\nu}(\chi)}} \exp \left\{ -\frac{\Delta\nu^2}{2\sigma_{\nu}(\chi)^2} \right\} \right\rangle_{\chi}. \quad (4)$$

The dipole angular redistribution for electron scattering is

$$P_{\text{dipole}}(\chi) d\chi = \frac{3}{8} (1 + \cos^2 \chi) \sin \chi d\chi. \quad (5)$$

The kernel exists in the literature [32] in terms of Gaussian and error functions. In Fig. 1 we compare the kernel

(in physical frequencies $\Delta\nu$) for dipole scattering with a Monte Carlo calculation. For the analytic work of Sec. IID (needed to test the Monte Carlo) it is more convenient to work in the Fourier domain, so instead of $P(\Delta\nu)$ [32] we will concentrate on the characteristic function of the photon $\Delta\nu$ distribution,

$$\varpi(k) = \langle e^{ik\Delta\nu} \rangle_{\Delta\nu} \equiv \int_{-\infty}^{\infty} e^{ik\Delta\nu} P(\Delta\nu) d\Delta\nu. \quad (6)$$

This has a closed form solution for the dipole angular redistribution function that is given Appendix A.

D. An approximation to transport in Doppler-width dominated lines with electron scattering

In the limit that the linewidth is small compared to the characteristic redistribution width for electron scattering and the H I photoionization opacity within the line ($\eta_C \Delta\nu_{\text{line}}$) is small, we can derive an approximate solution for the modification to the escape probability with complete redistribution. This is a reasonable approximation in the case of the intercombination lines in He I recombination, where the characteristic width is $\approx 10^2$ GHz and the electron scattering redistribution width is several THz.

To find the escape probability using an analytic method, one generally solves for the difference between the phase space density of radiation in equilibrium with the line and the actual radiation phase space density integrated across the line profile, $\mathcal{N}_L - \bar{\mathcal{N}}$ (see Paper I). Taking $\Delta\nu$ relative to the line center ($\nu = \Delta\nu + \nu_{\text{line}}$), the transport equation with electron scattering with complete redistribution, continuous opacity and electron scattering is

$$\begin{aligned} \frac{\partial \mathcal{N}}{\partial(\Delta\nu)} &= \eta_C [\mathcal{N}(\Delta\nu) - \mathcal{N}_C] + \tau_S \phi(\nu) [\mathcal{N}(\Delta\nu) - \mathcal{N}_L] \\ &+ \eta_e \left[\mathcal{N}(\Delta\nu) - \int p(\Delta\nu - \Delta\nu') \mathcal{N}(\Delta\nu') d\Delta\nu' \right]. \end{aligned} \quad (7)$$

The approximation we take here is that $\phi(\Delta\nu) \rightarrow \delta(\Delta\nu)$, which reduces this equation to

$$\begin{aligned} \frac{\partial \mathcal{N}}{\partial(\Delta\nu)} &= \eta_C [\mathcal{N}(\Delta\nu) - \mathcal{N}_C] - I \delta(\Delta\nu) \\ &+ \eta_e \left[\mathcal{N}(\Delta\nu) - \int p(\Delta\nu - \Delta\nu') \mathcal{N}(\Delta\nu') d\Delta\nu' \right], \end{aligned} \quad (8)$$

where

$$I = \mathcal{N}(-\epsilon) - \mathcal{N}(\epsilon) \quad (9)$$

is the jump across the line. If we consider Eq. (7) in the immediate vicinity of the line, we can see that the right-hand side contains a delta function at $\Delta\nu = 0$, and hence there is a jump in \mathcal{N} at this value. The jump condition is obtained by considering the integral $\Phi(\Delta\nu) = \int_{-\epsilon}^{\Delta\nu} \phi(\Delta\nu') d\Delta\nu'$, which varies from 0 at $\Delta\nu = -\epsilon$ to 1 at $\Delta\nu = +\epsilon$. The relevant terms in Eq. (8) are

$$\frac{\partial \mathcal{N}}{\partial \Phi} = \tau_S (\mathcal{N} - \mathcal{N}_L), \quad (10)$$

so that $\mathcal{N} - \mathcal{N}_L \propto e^{\tau_S \Phi}$. This has the solution

$$\mathcal{N}_L - \mathcal{N}(-\epsilon) = [\mathcal{N}_L - \mathcal{N}(+\epsilon)] e^{-\tau_S}, \quad (11)$$

and the phase-space density averaged across the line is

$$\bar{\mathcal{N}} = \int_0^1 \left\{ \mathcal{N}_L - [\mathcal{N}_L - \mathcal{N}(+\epsilon)] e^{-\tau_S(1-\Phi)} \right\} d\Phi = \mathcal{N}_L - \frac{I}{\tau_S}. \quad (12)$$

In order to proceed further, in particular to evaluate I , we need one more relation between $\mathcal{N}(-\epsilon)$ and $\mathcal{N}(+\epsilon)$. This can be obtained by transforming Eq. (8) into the Fourier domain:

$$ik\mathcal{L}(k) = \eta_C \mathcal{L}(k) + \eta_e [1 - \varpi(k)] \mathcal{L}(k) - I, \quad (13)$$

where

$$\mathcal{L}(k) = \int [\mathcal{N}(\Delta\nu) - \mathcal{N}_C] e^{ik(\Delta\nu)} d(\Delta\nu). \quad (14)$$

This has the simple solution

$$\mathcal{L}(k) = \frac{I}{\eta_C + \eta_e [1 - \varpi(k)] - ik}. \quad (15)$$

The phase space density averaged over the jump is then the inverse Fourier transform,

$$\frac{1}{2} [\mathcal{N}(+\epsilon) + \mathcal{N}(-\epsilon)] = \mathcal{N}_C + \frac{1}{2\pi} PP \int_{-\infty}^{\infty} \mathcal{L}(k) dk, \quad (16)$$

where PP denotes the principal part. Using Eq. (15), this can be re-written as

$$\mathcal{N}(+\epsilon) + \mathcal{N}(-\epsilon) = 2\mathcal{N}_C + Iq, \quad (17)$$

where

$$\begin{aligned} q &= \frac{1}{\pi} PP \int_{-\infty}^{\infty} \frac{I}{\eta_C + \eta_e [1 - \varpi(k)] - ik} dk \\ &= \frac{2}{\pi} \int_0^{\infty} \frac{\eta_C + \eta_e [1 - \varpi(k)]}{k^2 + \{\eta_C + \eta_e [1 - \varpi(k)]\}^2} dk. \end{aligned} \quad (18)$$

We can solve for I by algebraically combining Eq. (17) with the definition of I (Eq. 9) and with Eq. (11). This gives

$$\begin{aligned} I &= \frac{2(\mathcal{N}_L - \mathcal{N}_C)(1 - e^{-\tau_S})}{1 + q + (1 - q)e^{-\tau_S}} \\ &= (\mathcal{N}_L - \mathcal{N}_C) \frac{2}{q + \coth(\tau_S/2)}. \end{aligned} \quad (19)$$

From Eq. (12) we find

$$\mathcal{N}_L - \bar{\mathcal{N}} \approx \frac{1}{\tau_S} (\mathcal{N}_L - \mathcal{N}_C) \frac{2}{q + \coth(\tau_S/2)}, \quad (20)$$

giving the modified escape probability

$$P_{\text{esc}} = \frac{2}{\tau_S [q + \coth(\tau_S/2)]}. \quad (21)$$

Taking the limit that $\eta_e \rightarrow 0$, one can see that $q \rightarrow 1$, regardless of the continuum opacity, η_C . Through the use of hyperbolic function identities the $q = 1$ case can be shown to give the Sobolev result, $P_{\text{esc}} = (1 - e^{-\tau_S})/\tau_S$. This is by construction of the approximation – for an indefinitely thin line, finite continuous opacity can not affect transport “within” the line. We evaluate Eq. (18) for q using a 15-point Gauss-Kronrod rule, using the closed form solution for $\varpi(k)$ from Appendix A. The value q is shown as a function of η_e for several choices of the continuum differential optical depth in Fig. 3. We can also use Eq. (21) to find the modified escape probability for a typical recombination history and compare with Monte Carlo results. This is shown in Fig. 4.

Note that the analytic method derived here is only applicable when continuous opacity does not act within the optically thick width of the line. In principle, if the intercombination lines remain narrow compared to η_C^{-1} until $z < 1800$, then He I will have nearly finished recombination and the analytic method of Eq. (21) would be appropriate (even though it is technically incorrect after that point, it ceases to matter). In a comparison to Monte Carlo results in Fig. 4, we see that there is significant departure from the assumptions built into Eq. (21) starting at $z \sim 2000$. Thus in the level code we use an interpolated grid of probabilities from the Monte Carlo, and the method here should only lend confidence to the Monte Carlo result for $z > 2000$, where electron scattering matters most.

III. ^3He AND THE ISOTOPE SHIFT

Up to now, we have considered the He I lines to have Voigt profiles. This is not quite correct, because the transition frequencies in ^3He are shifted slightly to the red of than analogous transition in ^4He . In the usual Sobolev approximation this does not have any effect because the line profile is irrelevant. However, when H I opacity is included, it is possible that splitting the line into two pieces (one for ^3He and one for ^4He) would speed up recombination. This could occur either if photons redshifting out of the ^4He line are absorbed by H I before reaching the ^3He line, or if scattering in the ^3He line can transport photons farther into the red wing of the ^4He line where they are more likely to escape. In practice the effect of ^3He in radiative transport is more subtle than these simple arguments because the ^3He line overlaps both the red damping tail and the Doppler core of ^4He . This section

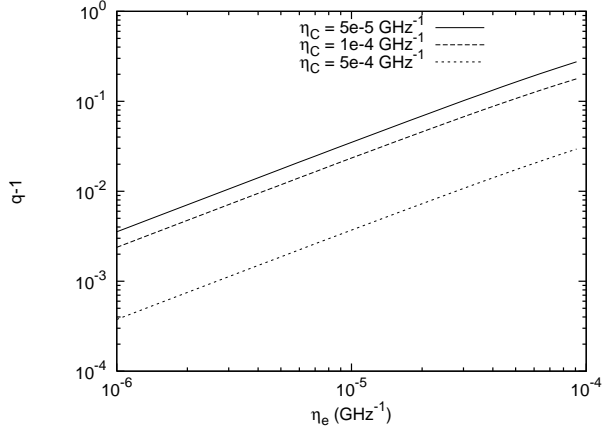


FIG. 3: The quantity $q - 1$ (defined in Eq. (18)), which quantifies the departure from the Sobolev theory due to electron scattering as a function of the electron scattering differential opacity, for several values of the continuum depth for $2^3P^o - 1^1S$ at $z = 2500$, which sets the electron temperature.

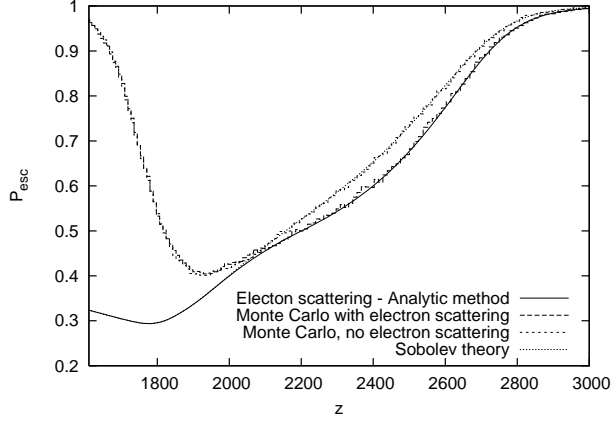


FIG. 4: A comparison of analytic and Monte Carlo treatments of transport in $2^3P^o - 1^1S$ which give a modified escape probability due to electron scattering. This particular trajectory of x_{HeI} is for the recombination history developed in Paper I. The analytic description of electron scattering in narrow lines with complete redistribution of Eq. (21) agrees well with Monte Carlo results at early times. Once continuous opacity becomes important within the line, the Monte Carlo gives a dramatic increase in the escape probability. Built in to the analytic method, however is the assumption that the line is indefinitely narrow. Thus, the analytic method breaks down $z < 2100$ and approaches the Sobolev theory. (The history without electron scattering is also consistent with the analytic method for complete redistribution and continuous opacity developed in Paper I.)

describes how ^3He scattering is included in the photon Monte Carlo simulation. We argue that the overall contribution to the escape probability is negligible.

Among the $n^1P^o - 1^1S$ series, the $2^1P^o - 1^1S$ line is the primary contribution to the He I recombination rate. We will consider the modification of radiative transport

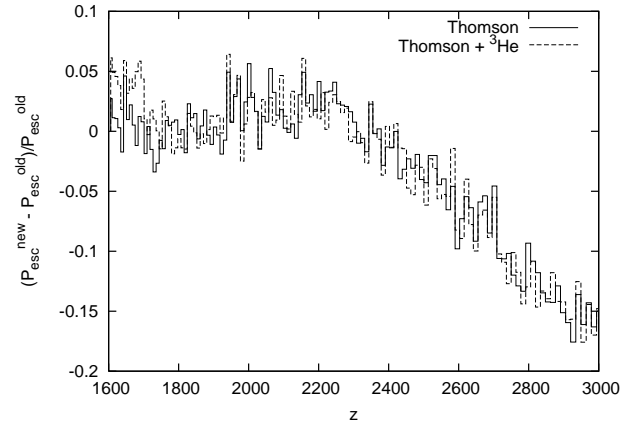


FIG. 5: The fractional modification to the $2^1P^o - 1^1S$ escape probability due to electron scattering and ^3He scattering. The effect of electron scattering can be split into two regimes: 1) for $z > 2300$ where most of the effect from electron scattering is due to modification to transport far in the wings and the escape probability is decreased, 2) for $z < 2300$, where much of radiation in the red wing is absorbed through H I photoionization, and electron scattering begins to eject more photons from within the line, on average. Thus, for $1600 < z < 2300$ electron scattering slightly increases the escape probability. ^3He can be seen to be a small effect—also note that both effects are at the level of the noise in the MC measurement. These required 3 days across 50×3 GHz nodes, so improved statistics would require significant computing time.

in $2^1P^o - 1^1S$ caused by ^3He scattering photons from the main ^4He line. If the modification to $2^1P^o - 1^1S$ is negligible, then it may be assumed that the higher order $n^1P^o - 1^1S$ series lines have lesser contribution to He I recombination. (Even if ^3He led to a larger modification in the escape probability for $n > 2$, the levels are so sparsely populated that their overall contribution is subdominant.) The isotope shift is inconsequential to transport in intercombination and quadrupole lines because the analogous ^3He feature is very optically thin.

The $2^1P^o - 1^1S$ line has an isotope shift [33] of

$$\nu(^3\text{He}) - \nu(^4\text{He}) = -263 \text{ GHz}. \quad (22)$$

This difference is approximately four thermal widths of the ^4He line during most of He I recombination, so both the separation of the lines and the larger Doppler width associated with ^3He must be considered. Technically the 2^1P^o level in ^3He also has hyperfine structure, with a splitting of 20.8 MHz [33] between $F = 1/2$ and $F = 3/2$ levels, but this is well inside the Doppler or natural width of the ^3He line and so can be neglected. Throughout, we use an abundance ratio by number of $^3\text{He} : ^4\text{He}$ of $f_4(^3\text{He}) = 1.1 \times 10^{-5} / 0.079 = 1.4 \times 10^{-4}$ [34].

Reciprocity holds to a very good approximation in ^3He scattering, i.e. the rate for scattering a photon from frequency ν_1 to ν_2 is equal to the reverse rate from ν_2 to ν_1 . (As discussed in Paper II, this is violated if $h\nu_1 - h\nu_2$ is of order $k_B T_m$, but for the linewidths relevant in helium re-

combination this does not happen.) For a radiation field whose phase space density is constant across the width of the ^3He line, scattering by ^3He cannot have any effect. On average, for each photon scattered to the red side of the ^3He line, there is one scattered to the blue side of the ^3He line. In He I recombination without continuous opacity from H I, the radiation on the red side of the $^4\text{He } 2^1P^o - 1^1S$ line is very flat over the width of the ^3He line [23, 24, 25]. Similarly if the ^3He and ^4He level occupation probabilities are equal and there is no H I opacity, then the radiation phase space density produced in the optically thick ^4He line is already in equilibrium with the excitation temperature of the ^3He . Therefore without H I continuum opacity the ^3He can have no effect. However, continuum opacity from H I becomes significant for $z < 2200$, and produces a gradient in the radiation phase space density on the red side of $^4\text{He } 2^1P^o - 1^1S$. The interaction of partial redistribution through ^4He and ^3He (though only coherent scattering in ^3He is significant) and H I continuous opacity is best dealt with numerically.

The Monte Carlo provides a convenient way to include scattering through ^3He in the radiative transport in the $^4\text{He } 2^1P^o - 1^1S$ line. Because we take an identical occupation history for ^3He and ^4He , and the isotope shift is small compared to line-center frequency, the optical depth is well-approximated as $\tau_S(^3\text{He}) \approx f_4(^3\text{He})\tau_S(^4\text{He})$. The recoil kinetics and the Doppler width are both modified by the mass difference between ^3He and ^4He . To include ^3He in the Monte Carlo, we add scattering functions that account for the optical depth, mass difference and isotope shift in ^3He . Photons are injected to the Monte Carlo in either the ^3He or ^4He lines, i.e. their initial frequency distribution is the sum of two Voigt profiles with normalizations in the ratio $f_4(^3\text{He})$. A photon is considered to have escaped the line when it either redshifts out or photoionizes H I.

We track a combined $^4\text{He}/^3\text{He}$ occupation fraction and escape probability for both isotopes in the level code. In principle, one should use the Monte Carlo to develop a 2×2 matrix of probabilities for absorption of photons by $^3\text{He}/^4\text{He}$ given that it was emitted in an incoherent process in $^3\text{He}/^4\text{He}$, and then develop individual rate equations for ^3He and ^4He occupations in the level code. We expect that this would be a small correction because including ^3He in the first place has a negligible effect; however this assumption should be revisited in future work.

Fig. 6 shows the cumulative effect of Thomson scattering of Sec. II and ^3He scattering. The variation in x_e from ^3He scattering is negligible and of order 2×10^{-4} , which is of the same order as the error induced by resampling the escape probability grid – indeed, to confirm that there is any effect at all would require significantly more Monte Carlo information.

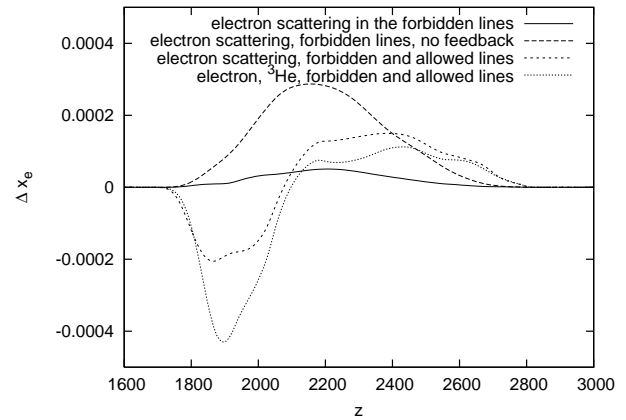


FIG. 6: Comparing the effect of Thomson scattering, ^3He scattering, and feedback in the forbidden and allowed lines. The uppermost curve is the difference between two models with and without Thomson scattering in the $n^3P^o - 1^1S$ and $n^1D - 1^1S$ where neither has feedback. This retards recombination because, on average, more photons are injected into the optically thick region of the line. (Note that once feedback of the radiative distortion is added, the effect of Thomson scattering is greatly reduced.) Thomson scattering in $2^1P^o - 1^1S$ decreases the escape rate at early times, but once H I opacity becomes significant, more photons are on average removed from the optically thick part of the line. ^3He can be seen to accelerate recombination slightly by assisting photons out of optically thick regions at late times. We note, though, that the typical error induced by resampling the Monte Carlo is of order 10^{-4} (see Fig. 10). To confirm the effect of ^3He would take a significantly finer grid of probabilities, but the actual value is immaterial to He I recombination overall, if it is this small.

IV. ADDITIONAL EFFECTS AND SOURCES OF ERROR

A. Rare decays

In Paper I we considered the effect of feedback and continuous opacity in the $n^1P^o - 1^1S$, $n^3P^o - 1^1S$, $n^1D - 1^1S$ transitions in ^4He . The spontaneous transition rates for $n^1D - 1^1S$ [35] and the allowed [36, 37, 38, 39, 40] lines are well-known, but there is considerable variation in the rates described in intercombination literature. Three accurate methods of finding the intercombination rate exist, namely the relativistic random phase approximation [26], Hylleraas-type [41] methods [27], and the Z -expansion [28]. We used the rates from Ref. [28] as these were available for the greatest number of states.

We have not resolved the fine structure J -levels in ortho-He I in our multilevel atom code, assuming instead that each level is populated according to its statistical ratios. This assumption is valid because the only rates that depend on J (instead of merely the quantum numbers n , S , and L) are the intercombination line rates, and these are all slow compared to allowed transitions in ortho-He I that mix different values of J . For example,

mixing among the $2^3P_{0,1,2}^o$ levels by emission followed by absorption of a $1.08\ \mu\text{m}$ photon is $\sim 10^5$ times faster than the intercombination decay $2^3P_1^o \rightarrow 1^1S$. The fine structure also does not affect the Voigt profile of the He I $2^3P^o - 1^1S$ line because, on account of angular momentum conservation (which is exact) only the $J = 1$ fine structure level can participate in an electric dipole line connecting to 1^1S . In the He I $2^3P^o - 1^1S$ literature, the quoted spontaneous decay rate [28] is for $J = 1$, which accounts for only 3 of the 9 possible states in the 2^3P^o terms that are not resolved in the level code. Thus, the spontaneous rate used here, $A_{2^3P^o \rightarrow 1^1S}$ is $1/3$ of the typical literature values.

Fig. 7 considers the effect of variation in the $2^3P^o - 1^1S$ spontaneous rate, the contribution of intercombination transitions from $n > 2$ (which are taken from [28] and scaled by n^{-3} for higher levels), and the $n^1D - 1^1S$ series. These uncertainties are shown to be considerable for He I recombination, and outweigh many more subtle effects. (Also note that the magnetic-quadrupole transition $2^3P_2^o - 1^1S$ has a spontaneous rate $\sim 0.4\ \text{s}^{-1}$ [42], and is negligible.)

There is also a metastable triplet level 2^3S_1 with a forbidden one-photon decay, but its rate is very small, $A = 1.27 \times 10^{-4}\ \text{s}^{-1}$ [43]. This line has not been included because it does not contribute significantly to the formation of ground-state He I. A rough estimate of its importance relative to decays from the metastable singlet level can be obtained as follows. The ratio of level populations will be roughly $3e^{\Delta E/k_B T_r}$ (where $\Delta E/k_B = 9240\ \text{K}$) since the excited levels are in equilibrium during He I recombination to a very good approximation. The ratio of rates of formation of ground-state He I via decay from 2^3S versus 2^1S will then be $\sim 3e^{\Delta E/k_B T_r} (A_{\text{triplet}}/\Lambda_{\text{singlet}})$, which is $< 2.2 \times 10^{-4}$ at $z > 1000$, which is negligible.

Another route to the ground state is the electric octupole decay [He I] $n^1F^o - 1^1S$ with $n \geq 4$. The rates for these have not been calculated to our knowledge, however generically one expects them to be suppressed relative to the electric quadrupole transitions by a factor of $\mathcal{O}(\alpha^2)$. Given that the quadrupole decays produced a change in the ionization history of order $|\Delta x_e|_{\text{max}} \sim 3 \times 10^{-4}$, and given that the octupole decays come from higher-energy levels than 3^1D with correspondingly lower abundances, we expect a smaller effect from the octupole series (the effect need not be a factor of $\sim \alpha^2$ less because the [He I] $3^1D - 1^1S$ line is optically thick during much of helium recombination). In fact, the effect of including octupole transitions is probably much less than quadrupole transitions because they overlap: the $4^1F^o - 1^1S$ and $4^1D - 1^1S$ lines are split by $\Delta\nu/\nu = 2.8 \times 10^{-5}$, which is 2.5 Doppler widths at $z = 2000$, and the splitting is less for higher n .

B. Collisional effects in He I

Collisions of atoms and ions with electrons play a key role in determining level populations in the interstellar

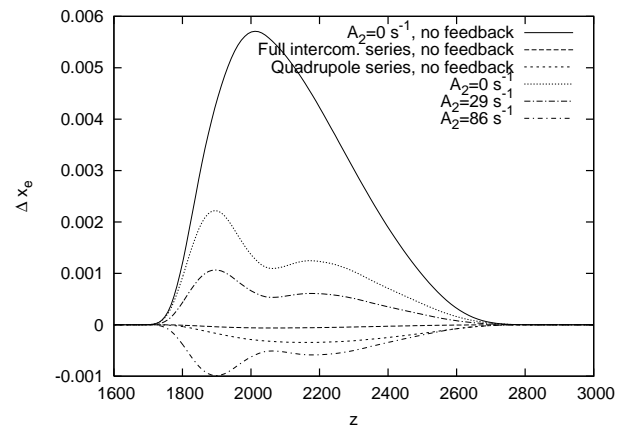


FIG. 7: There is significant disagreement in the literature describing the intercombination rate because of the approximations involved. Here we show that the influence of a $\pm 50\%$ difference in the $2^3P^o - 1^1S$ spontaneous decay rate (here denoted A_2) on Δx_e is roughly $< 1 \times 10^{-3}$ relative to the rate used throughout of $57\ \text{s}^{-1}$. The uppermost plot shows the case where the $2^3P^o - 1^1S$ rate is neglected entirely. Once the feedback of non-thermal distortions between lines is taken into account, the overall effect of the intercombination lines becomes much less significant. (Note that all the escape probabilities used here include continuous opacity, developed in Paper I). Also included are the cases where the entire $n^3P^o - 1^1S$ series is included, and the $n^1D - 1^1S$ series are included in the base model. The $n > 2$ intercombination rates are truly negligible, and the contribution from $n^1D - 1^1S$ is of order, or less than the uncertainty due to the $2^3P^o - 1^1S$ rate.

medium. In general, they are less prominent during cosmological recombination because of the very high density of photons. There are four major collisional processes that affect the recombination history: (1bb) redistribution of excited levels of H I, He I, or He II; (1bf) collisional ionization or its inverse, three-body recombination; (2) excitation/de-excitation of an atom from/to the ground state; and (3) charge transfer reactions. We argue that these considerations can be neglected for He I recombination.

Here the discussion is limited to collisional processes in He I during He I recombination. Because collisional processes generally draw species into equilibrium, and H I is very nearly in equilibrium during He I recombination, collisional processes in H I can be neglected here. Moving in to H I recombination, especially in its late phases, H I collisional processes are extremely important as the levels fall out of equilibrium and l and l' sublevels can be easily shuffled by collisional processes [44]. Late time effects in H I recombination deserve much attention, but are beyond the scope of this paper.

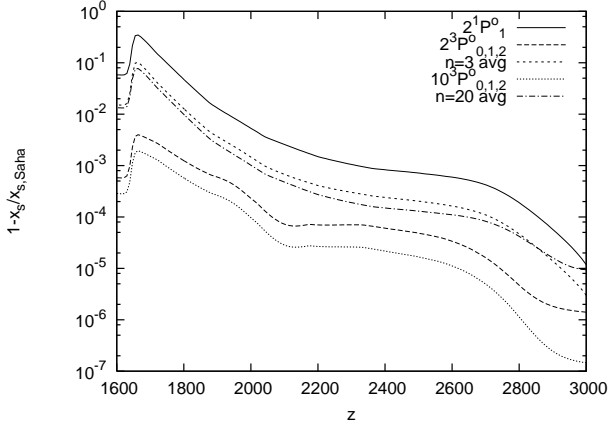


FIG. 8: The departure of several levels from equilibrium values during He I recombination. The excited states begin to fall out of equilibrium for $z < 2000$. Significant among these are 2^1P^o and 2^1S , departing from Saha values by of order 10% and larger by $z = 1700$. (Note that the departure histories of 2^1P^o and 2^1S are so similar that here we only show 2^1P^o . Likewise with 2^3S and 2^3P^o , so only 2^3P^o is shown.) A significant concern is that collisional rates could drive 2^1P^o and 2^1S closer to equilibrium and modify the overall 1^1S formation rate.

1. Equilibrating 2^1S by rates connecting to $n > 2$

During He I recombination, the highly-excited populations in both He I and H I are very close to Saha-Boltzmann equilibrium. Fundamentally, rates for electron collisions inducing bound-bound and bound-free transitions are small then because they depend on departure from equilibrium. Fig. 8 compares the departure of several highly-excited states from their Saha occupations (here, without collisional effects added, which would push the levels further into equilibrium). We note that 2^1P^o and 2^1S depart from their Saha occupations by tens of percent at $z \sim 1700$. Collisional processes will tend to push these closer to equilibrium with the continuum, and this will modify the formation rate to 1^1S . We will see that the collisional rates connecting 2^1P^o to excited levels are not sufficient to affect its departure from Saha.

The electron-collision induced transition rates are given by the standard rate equations which respect detailed balance

$$\dot{x}_n \Big|_{\text{coll},bf} = \langle \sigma v \rangle_{cn} D_{ci} n_e, \quad (23)$$

where

$$D_{ci} = g_n e^{-E_n/(kT_m)} \left(\frac{h^2}{2\pi m_e kT_m} \right)^{3/2} \frac{x_e}{2} - x_n \quad (24)$$

for collisional ionization and three-body recombination.

For the collisional bound-bound rates, we have

$$\dot{x}_n \Big|_{\text{coll},bb} = \sum_{n'>n} \langle \sigma v \rangle_{n' \rightarrow n} D_{n,n'} n_e \quad (25)$$

$$- \sum_{n'<n} \langle \sigma v \rangle_{n \rightarrow n'} D_{n',n} n_e, \quad (26)$$

where

$$D_{n,n'} = x_{n'} - x_n \frac{g_{n'}}{g_n} e^{(E_n - E_{n'})/(kT_m)}. \quad (27)$$

(Note that between the excitation and de-excitation we have reversed the subscript order $D_{n',n}$ to $D_{n,n'}$, respectively.) The total rate $n' \rightarrow n$ to a level n then depends on the population of n' , the departure of n from Saha equilibrium and the process's rate coefficient, here $\langle \sigma v \rangle n_e$, as in radiative bound-bound processes. We can thus compare the collisional rates to the spontaneous rate $A_{n' \rightarrow n} P_S$ connecting the levels. For the allowed transitions $2^1S - n^1P^o$, $\langle \sigma v \rangle$ is given by Ref. [45]: $\langle \sigma v \rangle \sim \{5 \times 10^{-7}, 1 \times 10^{-8}, 4 \times 10^{-9}, 2 \times 10^{-9}\} T_4^{-1/2} \text{ cm}^3 \text{ s}^{-1}$ for $n = 2, 3, 4, 5$ respectively. These are all between 9 and 12 orders of magnitude smaller than the radiative Einstein coefficients connecting these levels (for $n_e = 1080 \text{ cm}^{-3}$). The radiative rates connecting levels are not sufficiently suppressed by their escape probabilities for collisional effect to contribute (recall the allowed $2^1P^o - 1^1S$ series is optically thick, but transitions from and to $n \geq 2$ are thin to a good approximation).

To assess whether collisional processes through radiatively forbidden lines can push 2^1S closer to equilibrium, we can compare the total collisional rate into 2^1S to the total radiative bound-free rate supplying 2^1S . If we consider decays from from n' to n in Eq. (26), and define the departure from equilibrium as $b_n = x_n/n_{n,\text{Saha}}$, the sum becomes

$$\begin{aligned} \dot{x}_n|_{n' \rightarrow n} &= x_{n,\text{Saha}}(1 - b_n) \\ &\times \sum_{n'>n} \left(\frac{g'_{n'}}{g_n} e^{-h\nu_{n,n'}/(k_B T_m)} \right. \\ &\left. \times \langle \sigma v \rangle_{n' \rightarrow n} n_e \right), \end{aligned} \quad (28)$$

while for thermal radiation, the rate is

$$\dot{x}_n|_{bf} = x_{n,\text{Saha}}(1 - b_n) \beta_{2^1S}. \quad (29)$$

When 2^1S begins to fall out of equilibrium the typical collisional rate coefficient $\langle \sigma v \rangle n_e$ to all other levels [45] is between 10^{-5} s^{-1} and 10^{-7} s^{-1} . Combined with the factor exponentially suppressing transitions of increasing energy separation, it is clear that $n = 2$ dominates the sum. Yet, these rates are dwarfed by the radiative bound-free rates to the level, for which $\beta_{2^1S} \sim 10^3 \text{ s}^{-1}$ around $z \sim 1700$.

2. De-excitation of the $n = 2$ family to 1^1S

It is possible to speed up recombination if collisions efficiently de-excite helium atoms to their ground state without producing further ionizing photons. In the case of He I there is the possibility that the collisional de-excitation of the metastable 2^3S level could compete with two-photon decay, which starts from the higher-energy 2^1S level. Assuming approximate equilibrium between 2^1S and 2^3S , $n(2^3S)/n(2^1S) \approx 3e^{\Delta E/kT_r} \approx 25$ at $z \sim 1600$. The collision strengths of Ref. [30, 45] give $\langle\sigma v\rangle \sim 2 \times 10^{-9} T_4^{-1/2} \text{ cm}^3 \text{ s}^{-1}$ where T_4 is the temperature in units of 10^4 K . The ratio of collisional de-excitation to two-photon de-excitation is then

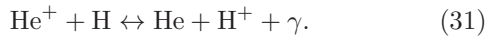
$$\frac{n(2^3S)}{n(2^1S)} \frac{n_e \langle\sigma v\rangle_{2^3S \rightarrow 1^1S}}{\Lambda_{\text{HeI}}}, \quad (30)$$

which is of order 10^{-6} throughout He I recombination and hence can be neglected. Considering the rest of the $n = 2$ family, $\langle\sigma v\rangle \sim \{0.2, 1, 0.5\} \times 10^{-9} T_4^{-1/2} \text{ cm}^3 \text{ s}^{-1}$ for decays $2^1P^o \rightarrow 1^1S$, $2^1S \rightarrow 1^1S$ and $2^3P^o \rightarrow 1^1S$, respectively. As in the case of 2^3S , the relative occupations in the $n = 2$ family are not sufficiently different to enhance overall collisional de-excitation rates for these processes to matter. Similar collision strengths for de-excitation to the ground state are obtained from higher levels of He I, but their occupation probabilities are much smaller, hence they will contribute even less to the formation of He I 1^1S .

For He II recombination, the radiative rates are sufficient to maintain Saha equilibrium at all times to an accuracy of 0.2% in x_e (much less in C_ℓ), and this circumstance cannot be altered by including collisions.

3. Charge transfer

Charge transfer reactions will accelerate He I recombination and proceed through



(The nonradiative reaction is much slower due to the large separation between potential energy surfaces for the initial and final states [46].) This is similar to continuous opacity, examined in Paper I, where a H I population can assist He I recombination. (Indeed, because continuous opacity acting within the line accelerates recombination as soon as a small H I population is present, H I populations are not sufficient during He I recombination for charge transfer to occur.) The total charge transfer contribution to the rate is given by

$$\begin{aligned} \dot{x}_{\text{HeI}} = & (1.2 \times 10^{-15} \text{ cm}^3 \text{ s}^{-1}) \left(\frac{T_m}{300 \text{ K}} \right)^{0.25} n_{\text{H}} \\ & \times \left[x_{\text{HI}} x_{\text{HeII}} - \frac{1}{4} x_{\text{HII}} x_{\text{HeI}} e^{-\Delta\chi/k_B T_m} \right], \quad (32) \end{aligned}$$

where $\Delta\chi = \chi_{\text{HeI}} - \chi_{\text{HI}}$ is the ionization potential difference. Note that the second (detailed balance) term is only correct if the radiation and matter temperatures are the same, because it involves a photon; however this is the case throughout He I recombination. The rate coefficient is given by the fitting formula of Ref. [29]. The charge transfer rate reaches a maximum at $z \sim 1900$ (if we turn it on in the interval $z \sim 1700$ to $z \sim 2200$), where $|dx_{\text{HeI}}/d\ln(1+z)| < 2 \times 10^{-5}$. Thus it can be neglected.

C. Peculiar velocities

It has been suggested in the past that peculiar velocities could be important for the recombination history of the universe. Taken at face value they could substantially affect the line profiles: typical baryonic peculiar velocities before matter-radiation decoupling are of order $\sim 10^{-5}c$ as a consequence of the primordial fluctuation level, as compared with typical thermal velocities $\sim (k_B T_m/m_{\text{He}})^{1/2} \sim 10^{-5}c$. The similarity is (to our knowledge) a coincidence, but it implies that peculiar velocities could lead to significant broadening of the line profile. Seager et al. [47] neglected this possibility because they treated line transfer using the Sobolev escape probability, which does not depend on the line profile so long as it is narrow. In contrast, our calculation finds a very significant influence of the line profile on the recombination history, so the issue of line broadening from peculiar velocities must be considered more carefully. We argue here that there is, in fact, *not* a major effect, at least in the standard cosmological model, because the peculiar velocities are coherent on large scales and hence the peculiar velocity gradients are small. Our argument may not apply to small-scale peculiar velocities generated in more exotic scenarios [48, 49], and it is even conceivable that recombination may provide a way of constraining these. Consideration of such exotic scenarios is beyond the scope of this paper.

In some astrophysical applications, it is possible to treat peculiar velocities as providing an extra, non-thermal increase in the line width. This “microturbulence” limit applies when the mean free path is large compared to the turbulent scale of the velocities. In contrast, during recombination peculiar velocities are coherent on scales of several kpc (several Mpc comoving) and in the absence of scattering, it would take a photon thousands of years to cross from a region with one velocity to another. Scattering will lengthen this timescale, however what is important is that in any event this is very long compared to the timescale for a photon to redshift through the line, $\Delta\nu_{\text{line}}/H\nu$, which is at most several tens of years during He I recombination. Thus a better way to view the problem is that a photon is moving through a medium whose expansion rate (i.e. velocity gradient) is not exactly given by the Hubble rate H , but rather by a correction $H + \theta_b/3$, where θ_b is the expansion perturbation. The velocity gradient may also have a shear, which

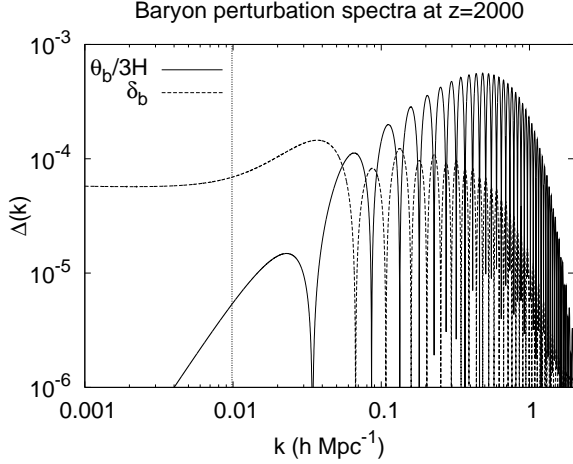


FIG. 9: The perturbations in the baryon fluid at $z = 2000$ for a model with $\Delta_{\mathcal{R}}^2 = 2.4 \times 10^{-9}$ at $k = 0.002$ and $n_s = 0.95$, consistent with the recent WMAP results. [34] The perturbations in density δ_b and expansion rate $\theta_b/3H$ are shown in the Newtonian gauge, as computed using the COSMICS code [50]. The vertical line at $k = 0.01 h \text{ Mpc}^{-1}$ shows the Hubble scale. For each perturbation variable X , we show the power spectrum in the form $\Delta_X(k)$ defined by $\text{Var}(X) = \int \Delta_X^2(k) d \ln k$. Note that the fractional perturbation in the expansion rate $\theta_b/3H$ peaks at a few times 10^{-4} .

for scalar perturbations is generally of the same order as θ_b . The Hubble expansion term $\dot{\nu}|_{\text{Hubble}} = -H\nu$ in the radiative transfer equation is thus replaced by

$$-H\nu \rightarrow -\left(H + \frac{1}{3}\theta_b + \sigma_{b,ij}n^i n^j\right)\nu, \quad (33)$$

where σ_b is the baryon shear tensor and n^i is the direction of propagation. Peculiar velocities will be important if $\theta_b/3$ (or σ_b) ever becomes of the same order as H .

We have used the Boltzmann code COSMICS [50] to compute the perturbations of the baryon fluid for the standard cosmological model; the results at $z = 2000$ are shown in Fig. 9 but the results at other times during He I recombination are similar. The fractional perturbation to the expansion rate, $\theta_b/3H$, is typically a few times 10^{-4} with most of the power coming from $k \sim 1 h \text{ Mpc}^{-1}$. (Perturbations on smaller scales are suppressed by photon diffusion.) Therefore the peculiar velocity gradients will have no significant impact on recombination.

D. Additional considerations

There are several issues that we have neglected throughout. The first is the modification to the vacuum dispersion relation from multiple resonant scattering, such as through $2^1P^o - 1^1S$ [51]. (This is associated with a modification to the refractive index, or alternately the complex dielectric constant and group velocity, in the neighborhood of the line.) Throughout, we have assumed

$\omega = ck$ and that the radiation fields are completely described by $\mathcal{N}(\omega)$ in calculation of the matrix elements. Now both of these assumptions break down, and the issue arises that the spontaneous and stimulated decay rates are modified by the mild dielectric behavior of the gas near the resonance frequency. These rates are the subject of active research [52, 53, 54, 55, 56]. Generally, the modifications are directly related to the real part of the refractive index, the group velocity, and the imaginary part of the dielectric constant (from absorption) [53, 55]. These have maxima $\Re(n) - 1 \approx 6 \times 10^{-17}$, $\Im(\epsilon/\epsilon_0) \approx 2 \times 10^{-16}$, $1 - v_g \approx 7 \times 10^{-12}$ around the He I 21.2 eV resonance. A further treatment would require a significant overhaul of the methods used throughout, and because of its subtlety and complexity (how does radiative transport work when the radiation and matter statistics are correlated; what is the appropriate density of states; how can this be implemented economically?) would vastly complicate the argument. We believe that because the pertinent quantities that describe deviations from vacuum propagation are so small that this is a negligible addition to the model's physics. There are lower-frequency plasma effects associated with the plasma frequency (typically several hundred kHz here), which leads to negligible dispersion for any of the resonances involved, especially because the relevant quantities depend on ω_p^2/ω_0^2 for some transition frequency ω_0 .

In paper I, we emphasized the corrections in transport through the He I line due to a small population of H I. The negative hydrogen ion, neutral lithium [51], HeH^+ , H_2 and H_2^+ are also present, albeit with very low occupancies, and can act as a sink for He I resonance photons through photo-detachment/photoionization. (negative hydrogen in an important part of the opacity in stellar atmospheres [57]) Taking a cross section for negative hydrogen of $\approx 10^{-17} \text{ cm}^2$ [57] and assuming Saha populations, the differential opacity is $\approx \text{few} \times 10^{16}$ times lower than H I (near the end of He I when the negative hydrogen depth is greatest), being largely suppressed by the Saha occupation for the binding energy of 0.755 eV. While the ionization threshold of lithium is 5.39 eV [58], its fractional abundance is at the level of $10^{-9} - 10^{-10}$ [59]. Using the cross sections to He I $2^1P^o - 1^1S$ radiation from [60], we find that the differential optical depth to lithium, is a further three orders of magnitude smaller than negative hydrogen. Both processes are truly negligible.

An upper limit to the effect of H_2^+ and HeH^+ can be obtained by assuming that their abundance is in thermal equilibrium according to the reactions $\text{H}(\text{H}^+, \gamma)\text{H}_2^+$ and $\text{He}(\text{H}^+, \gamma)\text{HeH}^+$ (there are other pathways for formation of these species, but they are suppressed here by the abundance of the precursors and the temperature), and that their cross sections to UV photons are given by the unitarity bound for electric dipole transitions, $\sigma \leq 3\lambda^2/8\pi$. We note here that the equilibrium abundance of these ions is rapidly increasing as the universe expands and cools, so the true abundance may

be much less than this if the reaction rates are slow (see e.g. [61]). Also photoexcitation and photodissociation cross sections are usually several orders of magnitude less than the unitarity bound except at the centers of resonance lines, so the analysis here is probably very conservative (i.e. overestimates the effect by a large amount). The H_2^+ levels used here are the same as those computed in Ref. [61] (with a binding energy taken to be 2.65 eV [61]), and the HeH^+ partition function is taken from Ref. [62] (with a binding energy taken to be 1.84 eV [63].) For H_2^+ , the equilibrium analysis gives $x[H_2^+] \sim 4 \times 10^{-21}$ at $z = 1700$ (the end of He I recombination), for which the unitarity bound implies a depth of $n\sigma c/H \leq 5 \times 10^{-6}$ at 21.2 eV; this number is much less at higher redshift. For HeH^+ , we find $x[HeH^+] \sim 4 \times 10^{-25}$ at $z = 1700$, hence $n\sigma c/H \leq 5 \times 10^{-10}$. Again this number is much less at higher redshift. For H_2 , using the partition function from [64] (assuming equilibrium populations) we get $x[H_2] \sim 2 \times 10^{-23}$ at $z = 1700$, giving $n\sigma c/H \leq 2.8 \times 10^{-8}$. Thus opacity due to these species will have no significant effect on He I recombination.

Also neglected is the possibility of a velocity-dependent occupation fraction for the atomic levels. We have treated the atom's absorption profile conditioned on the struck atom's velocity (which is taken to be thermal) in the Monte Carlo developed in Paper I. We have neglected these effects in incoherent scattering by assuming the photon is re-emitted across a pure Voigt profile at line center. These corrections are expected to be small, but warrant consideration.

E. Convergence of the methods

Here we check the convergence and accuracy of the numerical methods employed throughout this series of papers. The most significant among these for the overall rate are the level of refinement of the probability grids estimated in the Monte Carlo and their accuracy (which can be assessed easily by resampling) and the accuracy of the atomic level code numerical solution.

Here we consider three refinement and resampling cases: 1) doubling the number of MC photons in the sample in the 11×21 (redshift by x_{HeI}) grid of probabilities, 2) resampling the 11×21 grid, and, 3) refining to a 21×41 grid. These are shown in in Fig. 10. We also confirm that the feedback iterations have converged (in the sense of giving negligible differences between subsequent iterations) in Fig. 11. We also considered the level code step size. By doubling the number of steps through the recombination history, we change the recombination history by $|\Delta x_e| < 3 \times 10^{-5}$.

In this series of papers, we have ignored levels with $n > n_{max}$. As the matter and radiation temperatures drop, n_{max} must increase to account for levels that have possibly fallen out of equilibrium. If the net recombination (capture) rate to these high states becomes significant, then truncation at n_{max} will generally contribute

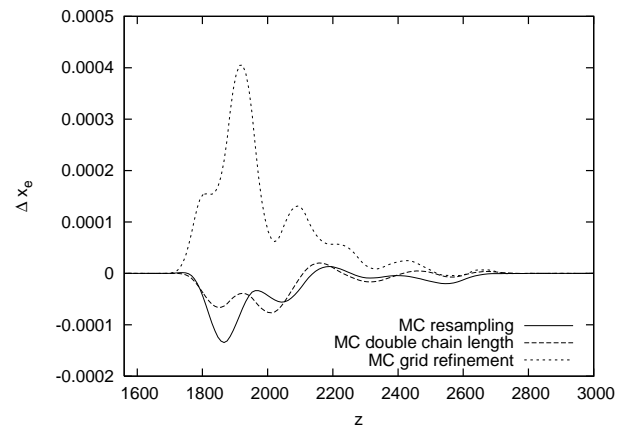


FIG. 10: Comparing several numerical convergence issues in the Monte Carlo-estimated 11×21 (redshift by x_{HeI}) grid of escape probabilities. Both doubling number of photons in the sample and resampling the Monte Carlo give corrections of order $< 2 \times 10^{-4}$. Grid refinement is a more significant systematic, roughly $< 4 \times 10^{-4}$, and indicates that log-log interpolation on the coarser grid over-predicts the escape velocity. Halving the step size in the level code results in error $|\Delta x_e| < 3 \times 10^{-5}$.

less to the formation rate of the neutral species. Here we simply (roughly) halve n_{max} to $n_{max} = 45$ (from $n_{max} = 100$), to find that the change in $x_e(z)$ is negligible and of order $|\Delta x_e| < 4 \times 10^{-5}$. The contribution to the formation rate of the ground state from the decay of these highly excited levels is greatly suppressed by the feedback of the spectral distortions they generate. Indeed, given the high optical depth in the $n^1P^o - 1^1S$ lines, a model neglecting feedback over-estimates the contribution of these highly-excited states to x_e by slightly over an order of magnitude.

V. EFFECT ON CMB ANISOTROPY

Our principal motivation for developing a detailed understanding of He I recombination in this series of papers has been to improve the accuracy of CMB models. This section and the following section are devoted to the magnitude of improvements to the CMB power spectrum C_ℓ , and to the residual uncertainty from He I recombination. We will argue here that the residual uncertainty is small compared to the dispersion among some of the recently discussed recombination histories. The residual uncertainty from He I recombination in the CMB spectra still exceeds cosmic variance (because of the large number of modes available) and is comparable to the uncertainty from the precision of modern linear Boltzmann codes [65]. This uncertainty is effectively confined to a one-parameter family of $\{C_\ell\}$ s parameterized by the Silk damping scale.

The helium recombination history affects CMB anisotropies by changing the electron abundance in the

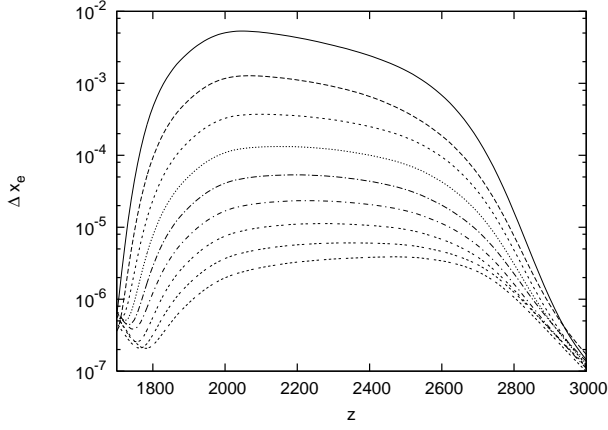


FIG. 11: Convergence of the iterations to include feedback of non-thermal distortions between lines. These are descending from the difference between no feedback and one iteration, between the first iteration and the second, and so on. Note that by the 4th iteration, the effect is roughly $\Delta x_e < 10^{-4}$, so by going a fifth iteration, any systematic effect is negligible. Note that the integration tolerance taken in the level code is 1×10^{-5} .

redshift range $1500 < z < 2700$. In general the change in CMB power spectrum can be written as

$$\frac{\Delta C_\ell^{TT}}{C_\ell^{TT}} = \int F_T(z) \Delta x_e(z) \frac{dz}{1+z}, \quad (34)$$

where the function F_T is written in terms of the functional derivative,

$$F_\ell^T(z) = \frac{1+z}{C_\ell^{TT}} \frac{\delta C_\ell^{TT}}{\delta x_e(z)}. \quad (35)$$

That is, an increase of $\Delta x_e = 0.01$ for N e -folds of expansion results in an $F_\ell^T N\%$ change in the temperature power spectrum, so $F_\ell^T(z)$ can be considered as a weighting function that indicates how much C_ℓ^{TT} depends on a given point in the recombination history. For polarization-sensitive experiments one may also define an analogous function $F_\ell^E(z)$. Since the temperature-polarization cross-spectrum C_ℓ^{TE} crosses zero twice every acoustic oscillation, we choose to define

$$F_\ell^X(z) = (1+z) \frac{\delta \rho_\ell^{TE}}{\delta x_e(z)}, \quad (36)$$

where $\rho_\ell^{TE} = C_\ell^{TE} / \sqrt{C_\ell^{TT} C_\ell^{EE}}$, so that the temperature-polarization correlation coefficient is modified by

$$\Delta \rho_\ell^{TE} = \int F_X(z) \Delta x_e(z) \frac{dz}{1+z}. \quad (37)$$

To reach sampling variance accuracy over some range $\Delta\ell$, each of $\Delta C_\ell^{TT}/C_\ell^{TT}$, $\Delta C_\ell^{EE}/C_\ell^{EE}$, and ρ_ℓ^{TE} must be calculated to an accuracy of order $1/\sqrt{\ell\Delta\ell}$, which in

the damping tail is of order $3 \times 10^{-4} f_{\text{sky}}^{-1/2}$. Since helium recombination lasts for roughly 0.5 e -folds, it follows that the accuracy requirement on $x_e(z)$ is roughly $6 \times 10^{-4} F^{-1} f_{\text{sky}}^{-1/2}$. In practice, foregrounds (mostly extragalactic) and beam uncertainty will limit the accuracy of small-scale CMB experiments and “Fisher matrix” accuracy on the high multipoles may not be reached, nevertheless this does provide a target for the theoretical calculations.

The functions $F_\ell^{T,E,X}(z)$ are displayed in Fig. 12. We have measured these by numerical differentiation of the power spectra computed using the CMBFAST code [66]. At each redshift, a Gaussian of width $\sigma_z = 100$ in redshift and normalization $\int \Delta x_e dz = 50$ was artificially added to the recombination history, and the change in C_ℓ was used to estimate $F_\ell^{T,E,X}(z)$. (This is equivalent to taking the functional derivative for sharp test functions and convolving by a Gaussian, and ensures the stability of the CMB model calculation.) Fig. 12 shows several major effects. One is the trend that $F_\ell^T(z)$ rises from near zero at low multipoles to some positive value of order 1–3 for high multipoles, and is most significant for corrections to $x_e(z)$ during later periods of He I recombination. This is simply the result of a change in the Silk damping scale: the low multipoles are determined by low- k Fourier modes in cosmological perturbation theory, for which the baryon-photon fluid is nearly ideal at these redshifts. The high multipoles are of course Silk-damped, and the sign of F is positive because increasing the electron abundance reduces the photon mean free path and hence reduces the diffusion length, thus there is less suppression of power and C_ℓ goes up. The variation in $x_e(z)$ becomes more important at late times in He I recombination because of the increasing overlap with the visibility function. Indeed, this begins to give an indication of how important a solid understanding of H I recombination (which begins $z \sim 1700$) will be.

For polarization, we see that $F_\ell^E(z) \approx F_\ell^T(z)$, because the suppression of acoustic oscillations by Silk damping has roughly the same fractional effect on CMB temperature and on polarization. (While it is true that some polarization is generated during helium recombination due to the finite photon mean free path and consequent production of a quadrupole moment, the high Thomson optical depth at that epoch guarantees that this polarization is erased before it reaches the observer.) This is also why the dimensionless correlation coefficient depends very weakly on recombination: $|F_\ell^X(z)| \ll |F_\ell^{T,E}(z)|$.

VI. SUMMARY OF RESULTS FOR HELIUM, DISCUSSION

In the series of Papers I-III, we have addressed a multitude of effects in He I recombination, some new, and some that have appeared recently in literature [19, 20, 21, 22]. Here, we described the effect of Thomson and ^3He scattering, peculiar velocities in the recombination plasma,

TABLE I: Summary of the magnitude of effects described in Papers I, II and III. From the top category to the bottom, we distinguish the magnitude of an effect (the systematic error of not including it) from the uncertainty in an effect, and the uncertainty in the implementation. Unsigned upper bounds on $|\Delta x_e|$ are indicated by \pm . Note that these are only meant to give an order-of-magnitude bound on the effect, where more detail is available in the section cited. The effect of forbidden processes includes H I opacity in their transport and feedback. The direction shown is either + (increases x_e) or - (decreases x_e).

Effect	Dir.	$ \Delta x_e _{\max}$	Sec.	z
Systematic corrections due to effects:				
opacity within lines ($2^1P^o - 1^1S$)	-	2.5×10^{-2}	I, IIIE	~ 1800
feedback between $2^1P^o - 1^1S$ and $2^3P^o - 1^1S$	+	1.5×10^{-2}	I, IIC	1800 – 2600
continuum opacity modification to feedback	-	5×10^{-3}	I, IIIB	~ 1800
$2^3P^o - 1^1S$ inclusion	-	3×10^{-3}	III, IV A	~ 1900
$n^3P^o - 1^1S$, $n \geq 3$ inclusion	\pm	4×10^{-5}	III, IV A	~ 2000
$n^1D - 1^1S$ inclusion	\pm	3×10^{-4}	III, IV A	~ 1900
opacity in $n^1P^o - 1^1S$ and $n^3P^o - 1^1S$ (for $n \geq 3$), $n^1D - 1^1S$	-	5×10^{-4}	I, IIIE	~ 1900
coherent scattering in $2^1P^o - 1^1S$	-	2×10^{-4}	I, IIIE	~ 2000
distortion, thermal stimulated two-photon effects	+	4×10^{-5}	II, II	2000 – 3000
electron scattering	\pm	3×10^{-4}	III, II	1800 – 2800
Uncertainty in the effect's magnitude:				
finite linewidth in He I	\pm	$\sim 4 \times 10^{-4}$	II, VC	1800 – 3000
non-resonant two-photon effects from $n > 2$	\pm	5×10^{-4}	II, IV	~ 2000
$\pm 50\%$ $2^3P^o - 1^1S$ spontaneous rate	\pm	10^{-3}	III, IV A	~ 1900
Uncertainty from the numerical implementation:				
modified escape probability grid refinement	+	5×10^{-4}	III, IV E	~ 1900
Monte Carlo resampling	\pm	2×10^{-4}	III, IV E	~ 1900
Monte Carlo sample size doubling	\pm	10^{-4}	III, IV E	~ 1900
level code: half step size	\pm	3×10^{-5}	III, IV E	~ 1800
convergence in the modified $n^1P^o - 1^1S$ series modified P_{esc}	-	3×10^{-4}	I, III E	~ 1900
$n_{\max} = 45$ relative to $n_{\max} = 100$	+	4×10^{-5}	III, IV E	~ 2300

TABLE II: Numerical summary of He I recombination in a model with continuous opacity and feedback between levels. We provide this for comparison with external recombination codes. The cosmological parameters used throughout are, $\Omega_B = 0.04592$, $\Omega_M = 0.27$, $\Omega_R = 8.23 \times 10^{-5}$, $T_{\text{CMB}} = 2.728$, $h = 0.71$, $f_{\text{He}} = 0.079$ and zero curvature.

z	x_e	z	x_e	z	x_e	z	x_e	z	x_e
3087.5	1.0790	2657.3	1.0757	2310.0	1.0639	2008.1	1.0413	1745.6	0.9999
2996.2	1.0789	2604.7	1.0743	2264.2	1.0617	1968.3	1.0349	1711.0	0.9994
2936.9	1.0788	2553.1	1.0728	2219.4	1.0594	1929.3	1.0274	1677.1	0.9988
2878.7	1.0787	2502.5	1.0711	2175.4	1.0569	1891.1	1.0196		
2821.7	1.0783	2452.9	1.0694	2132.3	1.0539	1853.6	1.0121		
2765.8	1.0778	2404.3	1.0677	2090.1	1.0505	1816.9	1.0057		
2711.0	1.0769	2356.7	1.0658	2048.7	1.0464	1780.9	1.0015		

and collisional and rare processes. Table I summarizes the processes described in Papers I-III and the magnitudes of their effects, and Fig. 13 shows the cumulative difference in the CMB temperature and polarization anisotropies due to the largest corrections described. We want to emphasize only the modification to the He I recombination history from the effects described in Papers I-III, so we only compare with a reference model where those effects are absent. A summary of the final He I recombination history developed here can be found in

Fig. 14. We have not described He II recombination in detail because it is almost a pure Saha recombination, as shown in Fig. 15 and is insignificant for the CMB anisotropy.

Thomson and ^3He scattering contribute to x_e only at the level of a few $\times 10^{-4}$ and can be neglected (for comparison, the uncertainty associated with the interpolation of the P_{esc} derived in Monte Carlo used here is only of order 10^{-4}). The largest (known) systematic error presented here is from plausible uncertainties [26, 27, 28]

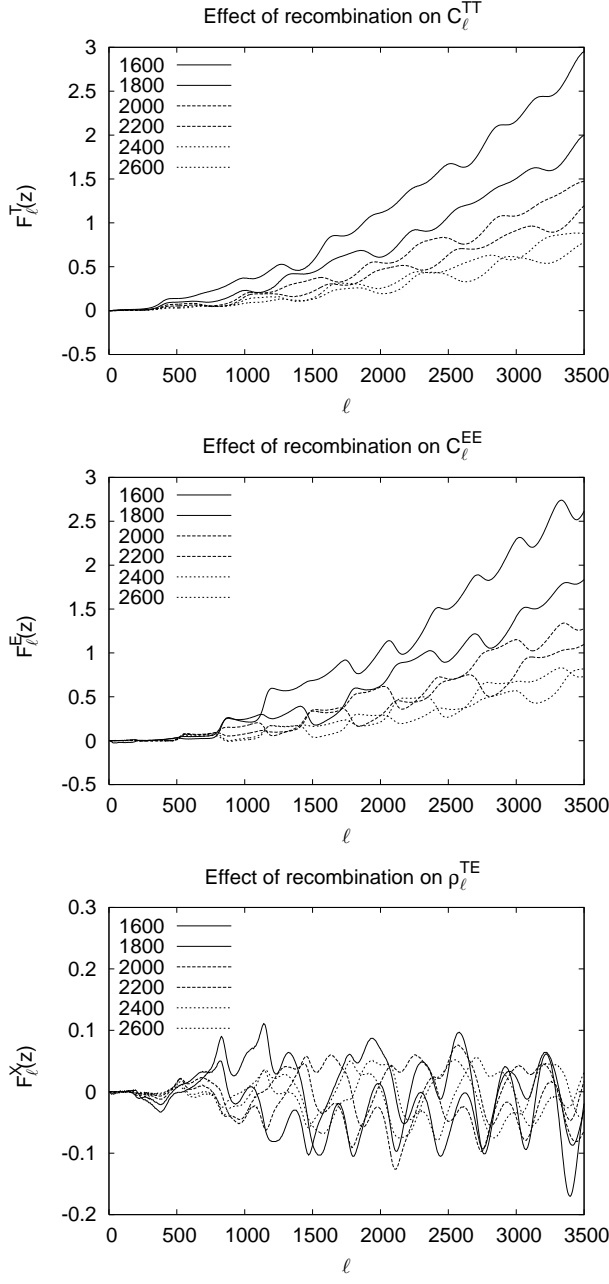


FIG. 12: The functions $F_\ell^{T,E,X}(z)$ that describe how recombination influences the CMB power spectrum, where individual contours are for the redshifts specified.

in the $2^3P^o - 1^1S$ rate and is of order $|\Delta x_e| \sim 10^{-3}$. Making no assumptions about the correlations between systematic errors, a conservative estimate of the overall systematic in $x_e(z)$ from known effects is 3×10^{-3} .

The remaining uncertainty in the C_ℓ s due to helium recombination can be estimated by multiplying the maximum error in the electron abundance, $|\Delta x_e|_{\max} = 0.003$, by $\int |F_\ell^T(z)| d\ln(1+z)$ (see Eq. 35). Over the redshift range of helium recombination, $1700 < z < 2800$, we find $\int |F_\ell^T(z)| d\ln(1+z) = 0.6$ at $\ell = 3500$, implying that

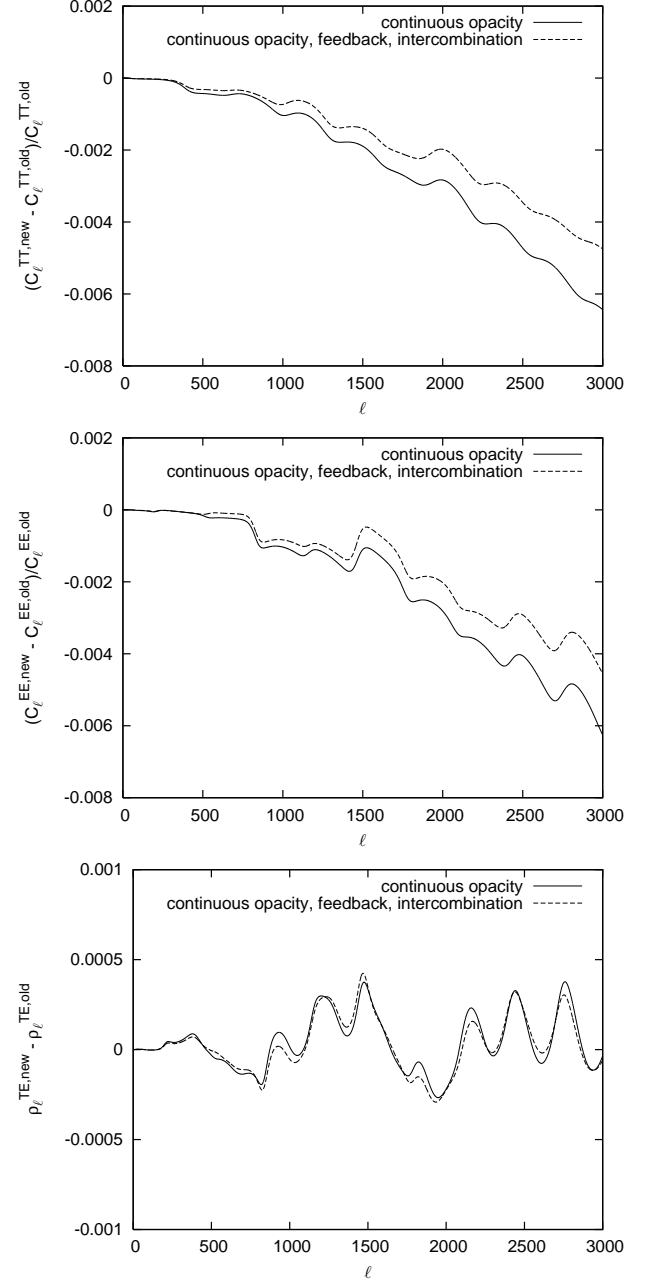


FIG. 13: The cumulative effect on temperature and polarization anisotropies from H I continuous opacity and feedback during He I recombination, as calculated by CMBFAST. We note that here we only consider the difference between the reference helium model with and without these effects. Comparison of the full H I and He I history to standard methods such as RECFAST will be the subject of later work.

C_ℓ^{TT} has a fractional uncertainty of 0.002 (this number is lower for smaller ℓ). The same calculation for C_ℓ^{EE} also gives 0.002, and for ρ_ℓ^{TE} we get $< 3 \times 10^{-4}$ at $\ell < 3500$. The latter number is roughly equal to the cosmic variance limit $\sim \ell_{\max}^{-1}$. Therefore we believe that our present calculation of helium recombination is sufficient to predict,

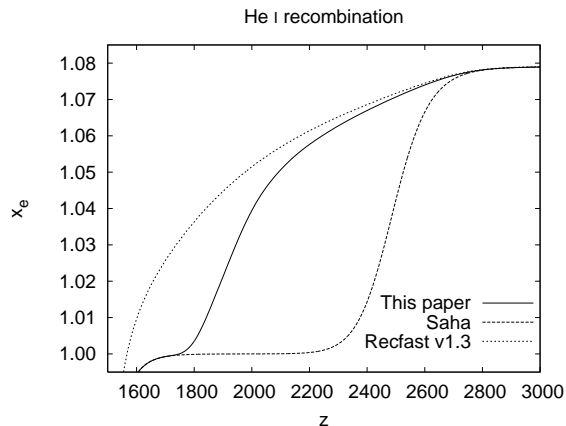


FIG. 14: The He I recombination history from our multi-level atom code (solid line), compared to the Saha equation (long-dashed) and the commonly used three-level code RECFAST by Seager et al. [67] (short-dashed). Both our analysis and that of Seager et al. find that He I recombination is delayed due to the $n = 2$ bottleneck. However we find a slightly faster recombination than Seager et al. due primarily to our inclusion of the intercombination line He I] $2^3P^o - 1^1S$ and the accelerating effect of H I opacity. The latter effect causes our He I recombination to finish at $z \approx 1700$, whereas in RECFAST one-third of the helium is still ionized at that time.

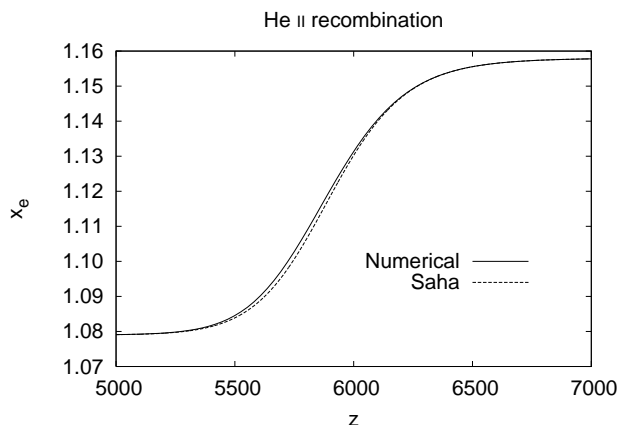


FIG. 15: The He II recombination history from the level code developed here. He II recombination is essentially irrelevant for CMB physics, and because of its rates it varies from Saha evolution at the level of $< 0.2\%$. (for example, at $\ell < 3000$ the absolute difference in C_ℓ^{TT} for the full model relative to Saha is $< 3 \times 10^{-5}$.)

at $\ell < 3500$, the temperature and E -mode polarization power spectra to 0.2% accuracy and the correlation coefficient ρ_ℓ^{TE} to cosmic variance accuracy. Note that this uncertainty does *not* include the effects of hydrogen recombination. Also, while we have made every effort to include all effects, we acknowledge that there could be additional processes that escaped our imagination. We encourage further work to ensure the completeness of the understanding of He I recombination.

We conclude that a modification yielding more accurate He I recombination histories will give a negligible change in the WMAP results. However, the considerations presented here are significant for the next generation of small-scale anisotropy experiments, which seek to measure the large multipoles at the percent level. The changes shown in Fig. 13 would affect a cosmic variance limited experiment at the $\sim 1\sigma$ level at $\ell_{\max} = 1500$, and $\sim 8\sigma$ at $\ell_{\max} = 3000$. This means that the effect is in principle at the $\sim 1\sigma$ level for the upcoming Planck satellite [68] or (nearly so) for a high-resolution CMB experiment mapping 1–2% of the sky to $\ell_{\max} = 3000$, although it is possible that systematic uncertainties such as beam modeling and point source removal may prevent one from reaching “Fisher matrix” accuracy. Of the corrections considered, we propose that feedback of non-thermal distortions between the allowed lines, continuum opacity from H I photoionization, and the inclusion of the $2^3P^o - 1^1S$ [20] rate become part of the standard recombination model. We also emphasize that one of the largest uncertainties in the He I recombination treatment presented here is the $2^3P^o - 1^1S$ spontaneous rate. In Paper II we show that the corrections due to two-photon [20] and finite linewidth effects are almost entirely negligible. A fast, modified recombination code based on these corrections will be the subject of later work.

While He I recombination is important cosmologically, it should only be considered as a first step toward a much broader treatment of cosmological recombination as a whole. This includes H I recombination, which is especially important for the CMB since it affects the free electron abundance near the peak of the CMB visibility function. (It will also affect the temperature evolution, 21 cm absorption, and chemistry during the “Dark Ages” between recombination and reionization.) The calculation of H I recombination and its effects on the C_ℓ s to sub-percent accuracy will be far more difficult than the calculations for He I presented in this series of papers. One reason is that there are 12 H atoms for every He atom, so to achieve the same absolute accuracy in x_e requires a much better accuracy in the ionization state of H than of He. Another reason is that the optical depth in the H I Ly α line can be of order 10^9 (instead of 10^7 for the analogous 21.2 eV line of He I), which means that slow processes can play a larger role, and that the finite linewidth effects could potentially be much more significant. (The high optical depth also makes the photon Monte Carlo developed here computationally demanding for hydrogen.) Finally, the very high- n states of H I become important at lower temperatures, and both l -dependent occupations and collisional processes in these states will have to be carefully taken into account [44]. It is because of these complexities that we have not solved H I recombination here; rather we plan to follow up this series of papers with a similar series on hydrogen in the future.

Acknowledgments

E.S. acknowledges the support from grants NASA LTSA03-000-0090 and NSF PHY-0355328. C.H. is a John Bahcall Fellow in Astrophysics at the Institute for Advanced Study. We acknowledge useful conversations with Jens Chluba, Bruce Draine, Jim Peebles, Doug Scott, Uroš Seljak, and Rashid Sunyaev. We also thank Joanna Dunkley for critical readings and comments prior to publication.

APPENDIX A: THE ELECTRON SCATTERING KERNEL CHARACTERISTIC FOR DIPOLE ANGULAR DISTRIBUTIONS

In this section, we solve explicitly for the characteristic function of the electron scattering distribution over frequency ($P(\Delta\nu)$ taken to be in the Thomson limit),

$$\varpi(k) = \langle e^{ik(\Delta\nu)} \rangle_{\Delta\nu}. \quad (\text{A1})$$

This is used in the Fourier domain solution to the transport equations for complete redistribution with electron scattering and continuum opacity which is negligible over the width of the line, described in Sec. IID and is applicable for the intercombination and quadrupole lines for $z > 2000$. Substituting the variance $\zeta = 2\sigma_D^2[1 - \cos(\chi)]$

and inserting the dipole angular redistribution function, this becomes

$$\begin{aligned} \varpi(k) &= \frac{3}{16\sigma_D^2} \int_0^{4\sigma_D^2} \left[\frac{\zeta^2}{4\sigma_D^4} - \frac{\zeta}{\sigma_D^2} + 2 \right] e^{-k^2\zeta/2} d\zeta \\ &= \frac{3}{16\sigma_D^2} \left[\frac{R_1(k)}{4\sigma_D^4} - \frac{R_2(k)}{\sigma_D^2} + 2R_3(k) \right], \end{aligned} \quad (\text{A2})$$

where we have absorbed the Gaussian integrals R_1 , R_2 , and R_3 which are explicitly,

$$\begin{aligned} R_1(k) &= \frac{16}{k^6} \left\{ 1 - [2\sigma_D^4 k^4 + 2\sigma_D^2 k^2 + 1] e^{-2k^2\sigma_D^2} \right\} \\ R_2(k) &= \frac{4}{k^4} \left[1 - (2\sigma_D^2 k^2 + 1) e^{-2k^2\sigma_D^2} \right] \\ R_3(k) &= \frac{2}{k^2} \left(1 - e^{-2k^2\sigma_D^2} \right). \end{aligned} \quad (\text{A3})$$

Note that for an isotropic distribution, the result can be expressed very concisely as $\varpi(k) = (4\sigma_D^2)^{-1} R_3(k)$. Note that these require caution numerically for small k because of the near-cancellation of several terms. This can be remedied by using a high-order expansion in small k (the first order cancels and leaves divergent terms in $k \rightarrow 0$). We also note that while the relativistic electron scattering kernel is in general asymmetric about $\Delta\nu = 0$, in the Thomson scattering approximation considered here the kernel is symmetric, leading to all-real $\varpi(k)$.

-
- [1] R. A. Sunyaev and Y. B. Zeldovich, *Astrophys. Space Sci.* **7**, 3 (1970).
 - [2] P. J. E. Peebles and J. T. Yu, *Astrophys. J.* **162**, 815 (1970).
 - [3] J. R. Bond and G. Efstathiou, *Mon. Not. R. Astron. Soc.* **226**, 655 (1987).
 - [4] W. Hu, N. Sugiyama, and J. Silk, *Nature (London)* **386**, 37 (1997), astro-ph/9504057.
 - [5] J. Silk, *Astrophys. J.* **151**, 459 (1968).
 - [6] W. Hu and M. White, *Astrophys. J.* **479**, 568 (1997), astro-ph/9609079.
 - [7] A. E. Lange, P. A. Ade, J. J. Bock, J. R. Bond, J. Borrill, A. Boscaleri, K. Coble, B. P. Crill, P. de Bernardis, P. Farese, et al., *Phys. Rev. D* **63**, 042001 (2001), astro-ph/0005004.
 - [8] A. H. Jaffe, P. A. Ade, A. Balbi, J. J. Bock, J. R. Bond, J. Borrill, A. Boscaleri, K. Coble, B. P. Crill, P. de Bernardis, et al., *Physical Review Letters* **86**, 3475 (2001), astro-ph/0007333.
 - [9] M. E. Abroe, A. Balbi, J. Borrill, E. F. Bunn, S. Hanany, P. G. Ferreira, A. H. Jaffe, A. T. Lee, K. A. Olive, B. Rabbii, et al., *Mon. Not. R. Astron. Soc.* **334**, 11 (2002), astro-ph/0111010.
 - [10] J. A. Tauber, *Advances in Space Research* **34**, 491 (2004).
 - [11] A. Kosowsky, *New Astronomy Review* **47**, 939 (2003), astro-ph/0402234.
 - [12] J. Ruhl, P. A. R. Ade, J. E. Carlstrom, H.-M. Cho, T. Crawford, M. Dobbs, C. H. Greer, N. w. Halverson, W. L. Holzapfel, T. M. Lanting, et al., in *Z-Spec: a broad-band millimeter-wave grating spectrometer: design, construction, and first cryogenic measurements*. Edited by Bradford, C. Matt; Ade, Peter A. R.; Aguirre, James E.; Bock, James J.; Dragovan, Mark; Duband, Lionel; Earle, Lieko; Glenn, Jason; Matsuhara, Hideo; Naylor, Bret J.; Nguyen, Hien T.; Yun, Minhee; Zmuidzinas, Jonas. *Proceedings of the SPIE, Volume 5498*, pp. 11-29 (2004)., edited by C. M. Bradford, P. A. R. Ade, J. E. Aguirre, J. J. Bock, M. Dragovan, L. Duband, L. Earle, J. Glenn, H. Matsuhara, B. J. Naylor, et al. (2004), pp. 11-29.
 - [13] C. L. Kuo, P. A. R. Ade, J. J. Bock, C. Cantalupo, M. D. Daub, J. Goldstein, W. L. Holzapfel, A. E. Lange, M. Lueker, M. Newcomb, et al., *Astrophys. J.* **600**, 32 (2004), astro-ph/0212289.
 - [14] R. Stompor, M. Abroe, P. Ade, A. Balbi, D. Barbosa, J. Bock, J. Borrill, A. Boscaleri, P. de Bernardis, P. G. Ferreira, et al., *Astrophys. J. Lett.* **561**, L7 (2001), astro-ph/0105062.
 - [15] C. B. Netterfield, P. A. R. Ade, J. J. Bock, J. R. Bond, J. Borrill, A. Boscaleri, K. Coble, C. R. Contaldi, B. P. Crill, P. de Bernardis, et al., *Astrophys. J.* **571**, 604 (2002), astro-ph/0104460.
 - [16] T. J. Pearson, B. S. Mason, A. C. S. Readhead, M. C. Shepherd, J. L. Sievers, P. S. Udomprasert, J. K. Cartwright, A. J. Farmer, S. Padin, S. T. Myers, et al., *Astrophys. J.* **591**, 556 (2003), astro-ph/0205388.
 - [17] K. Grainge, W. F. Grainger, M. E. Jones, R. Kneissl, G. G. Pooley, and R. Saunders, *Mon. Not. R. Astron.*

- Soc. **329**, 890 (2002), astro-ph/0102496.
- [18] R. Génova-Santos, J. A. Rubiño-Martín, R. Rebolo, K. Cleary, R. D. Davies, R. J. Davis, C. Dickinson, N. Falcón, K. Grainge, C. M. Gutiérrez, et al., *Mon. Not. R. Astron. Soc.* **363**, 79 (2005), astro-ph/0507285.
 - [19] J. Chluba and R. A. Sunyaev, *Astron. Astrophys.* **446**, 39 (2006), astro-ph/0508144.
 - [20] V. K. Dubrovich and S. I. Grachev, *Astronomy Letters* **31**, 359 (2005).
 - [21] P. K. Leung, C. W. Chan, and M.-C. Chu, *Mon. Not. R. Astron. Soc.* **349**, 632 (2004), astro-ph/0309374.
 - [22] E. E. Kholupenko and A. V. Ivanchik, *Astronomy Letters* **32**, 795 (2006), astro-ph/0611395.
 - [23] G. B. Rybicki and I. P. dell’Antonio, *Astrophys. J.* **427**, 603 (1994), astro-ph/9312006.
 - [24] P. J. E. Peebles, *Astrophys. J.* **153**, 1 (1968).
 - [25] V. V. Sobolev, *Soviet Astronomy* **1**, 678 (1957).
 - [26] C. D. Lin, W. R. Johnson, and A. Dalgarno, *Phys. Rev. A* **15**, 154 (1977).
 - [27] G. W. F. Drake and A. Dalgarno, *Astrophys. J.* **157**, 459 (1969).
 - [28] C. Laughlin, *Journal of Physics B Atomic Molecular Physics* **11**, L391 (1978).
 - [29] P. C. Stancil, S. Lepp, and A. Dalgarno, *Astrophys. J.* **509**, 1 (1998).
 - [30] P. M. J. Sawey, K. A. Berrington, P. G. Burke, and A. E. Kingston, *Journal of Physics B Atomic Molecular Physics* **23**, 4321 (1990).
 - [31] S. Y. Sazonov and R. A. Sunyaev, *Astrophys. J.* **543**, 28 (2000), astro-ph/9910280.
 - [32] D. G. Hummer and D. Mihalas, *Astrophys. J. Lett.* **150**, L57+ (1967).
 - [33] D. C. Morton, Q. X. Wu, and G. W. F. Drake, *Canadian Journal of Physics* **84**, 83 (2006).
 - [34] D. N. Spergel, R. Bean, O. Dore’, M. R. Nolta, C. L. Bennett, G. Hinshaw, N. Jarosik, E. Komatsu, L. Page, H. V. Peiris, et al., *ArXiv Astrophysics e-prints* (2006), astro-ph/0603449.
 - [35] N. M. Cann and A. J. Thakkar, *Journal of Physics B Atomic Molecular Physics* **35**, 421 (2002).
 - [36] A. Kono and S. Hattori, *Phys. Rev. A* **29**, 2981 (1984).
 - [37] F. Khan, G. S. Khandelwal, and J. W. Wilson, *Astrophys. J.* **329**, 493 (1988).
 - [38] W. Cunto, C. Mendoza, F. Ochsenbein, and C. J. Zeippen, *Astron. Astrophys.* **275**, L5+ (1993).
 - [39] G. S. Khandelwal, F. Khan, and J. W. Wilson, *Astrophys. J.* **336**, 504 (1989).
 - [40] D. R. Bates and A. Damgaard, *Royal Society of London Philosophical Transactions Series A* **242**, 101 (1949).
 - [41] E. A. Hylleraas, *Zeitschrift fur Physik* **65**, 209 (1930).
 - [42] G. W. F. Drake, *Astrophys. J.* **158**, 1199 (1969).
 - [43] G. W. Drake, *Phys. Rev. A* **3**, 908 (1971).
 - [44] J. Chluba, J. A. Rubiño-Martín, and R. A. Sunyaev, *Mon. Not. R. Astron. Soc.* **374**, 1310 (2007), astro-ph/0608242.
 - [45] I. Bray, A. Burgess, D. V. Fursa, and J. A. Tully, *Astron. Astrophys. Supp.* **146**, 481 (2000).
 - [46] B. Zygelman, A. Dalgarno, M. Kimura, and N. F. Lane, *Phys. Rev. A* **40**, 2340 (1989).
 - [47] S. Seager, D. D. Sasselov, and D. Scott, *Astrophys. J. Supp.* **128**, 407 (2000), astro-ph/9912182.
 - [48] B. D. Wandelt, *Astrophys. J.* **503**, 67 (1998), astro-ph/9801267.
 - [49] N. J. Shaviv, *Mon. Not. R. Astron. Soc.* **297**, 1245 (1998), astro-ph/9804292.
 - [50] C.-P. Ma and E. Bertschinger, *Astrophys. J.* **455**, 7 (1995), astro-ph/9401007.
 - [51] P. J. E. Peebles, private communication (2007).
 - [52] A. Lagendijk and B. A. van Tiggelen, *Phys. Rep.* **270**, 143 (1996).
 - [53] S. Scheel, L. Knöll, and D.-G. Welsch, *Phys. Rev. A* **60**, 4094 (1999), quant-ph/9904015.
 - [54] S. M. Barnett, B. Huttner, and R. Loudon, *Physical Review Letters* **68**, 3698 (1992).
 - [55] P. W. Milonni, *Journal of Modern Optics* **42**, 1991 (1995).
 - [56] G. Juzeliunas, *Journal of Physics B Atomic Molecular Physics* **39**, 627 (2006).
 - [57] T. L. John, *Astron. Astrophys.* **193**, 189 (1988).
 - [58] W. C. Martin, J. Reader, and W. L. Wiese, *Atomic Data for X-Ray Astronomy*, 25th meeting of the IAU, Joint Discussion 17, 22 July 2003, Sydney, Australia **17** (2003).
 - [59] S. Burles, K. M. Nollett, and M. S. Turner, *Astrophys. J. Lett.* **552**, L1 (2001), astro-ph/0010171.
 - [60] D. A. Verner, G. J. Ferland, K. T. Korista, and D. G. Yakovlev, *Astrophys. J.* **465**, 487 (1996), astro-ph/9601009.
 - [61] C. M. Hirata and N. Padmanabhan, *Mon. Not. R. Astron. Soc.* **372**, 1175 (2006), astro-ph/0606437.
 - [62] E. A. Engel, N. Doss, G. J. Harris, and J. Tennyson, *Mon. Not. R. Astron. Soc.* **357**, 471 (2005), astro-ph/0411267.
 - [63] B. Zygelman, P. C. Stancil, and A. Dalgarno, *Astrophys. J.* **508**, 151 (1998).
 - [64] A. W. Irwin, *Astron. Astrophys.* **182**, 348 (1987).
 - [65] U. Seljak, N. Sugiyama, M. White, and M. Zaldarriaga, *Phys. Rev. D* **68**, 083507 (2003), astro-ph/0306052.
 - [66] U. Seljak and M. Zaldarriaga, *Astrophys. J.* **469**, 437 (1996), astro-ph/9603033.
 - [67] S. Seager, D. D. Sasselov, and D. Scott, *Astrophys. J. Lett.* **523**, L1 (1999), astro-ph/9909275.
 - [68] A. Lewis, J. Weller, and R. Battye, *Mon. Not. R. Astron. Soc.* **373**, 561 (2006), astro-ph/0606552.