

High Velocity Outflows in Quasars

Paola Rodríguez Hidalgo¹, Fred Hamann¹, Daniel Nestor² and Joseph Shields³

Abstract.

High velocity (HV) outflows are an important but poorly understood aspect of quasar/SMBH evolution. Outflows during the luminous accretion phase might play a critical role in “unveiling” young dusty AGN and regulating star formation in the host galaxies. Most quasar studies have focussed on the broad absorption lines (BALs). We are involved in a program to study a nearly unexplored realm of quasar outflow parameter space: HV winds with $v > 10,000$ km/s up to $v \approx 0.2c$ but small velocity dispersions (narrow absorption lines), such that $\Delta v/v \ll 1$. Narrow-line HV flows merit specific attention because they complement the BAL work and pose unique challenges for models of the wind acceleration, mass loss rates, launch radii, geometry, etc. We have selected the brightest quasars at $1.8 < z < 3.5$ with candidate narrow HV outflow lines (CIV 1548 Å) in existing SDSS spectra and followed up with monitoring observations to i) characterize, for the first time, the variability in a sample of absorbers spanning a wide range of velocities and FWHMs, including some marginal BALs, ii) identify/confirm more of the true outflow systems, e.g., among the more ambiguous narrow lines, and iii) test the wind models and derive better constraints on basic outflow properties, such as the kinematics, locations, and physical conditions.

High velocity (HV) outflows are fundamental constituents of active galactic nuclei (AGN). Absorption lines that identify ejected matter are detected in roughly 30% to 40% of (optically selected) quasars and 50% to 70% of Seyfert 1 galaxies (Crenshaw et al. 1999, Hamann & Sabra 2003). The outflows themselves might be present in all AGN if, as expected, the absorbing gas subtends only part of the sky as seen from the central continuum source. The winds are believed to originate in the accretion disk around the central super-massive black hole (SMBH), driven (somehow) by accretion processes. The need for accreting matter to expel angular momentum could mean that outflows are *essential* for SMBH growth. AGN outflows might also play a pivotal role in “unveiling” young dust-enshrouded AGN, regulating star formation in the host galaxies (Silk & Rees 1998, Di Matteo et al. 2005), and distributing metal-rich gas to the intergalactic medium, e.g., at high redshifts. Nonetheless, AGN outflows remain poorly understood.

To understand the general outflow phenomenon, we need a more complete understanding of the diverse outflow types. Previous studies on quasar outflows have focused on the most obvious features, the broad absorption lines (BALs)

¹Department of Astronomy, University of Florida, Gainesville, FL 32611, USA

²Institute of Astronomy, University of Cambridge, Cambridge, CB3 0HA, UK

³Department of Physics and Astronomy, Ohio University, Athens, OH 45701, USA

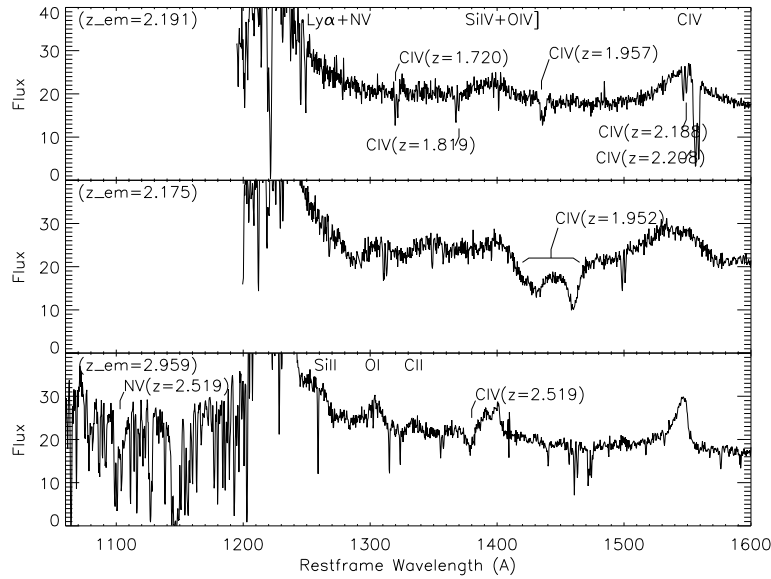


Figure 1. Spectra of three quasars with mini-BALs, shifted to the rest wavelengths of the quasars. Prominent broad emission lines are labeled across the top in the upper and lower panels. Various candidate HV C IV lines are labeled with tic marks and the measured redshifts. The upper spectrum contains several C IV absorption systems, including two AALs, in addition to the HV mini-BAL candidates at $z=1.957$. The middle spectrum shows a quasar with balnicity index >0 . The lower panel shows NV absorption at the same redshift as the C IV mini-BAL. This spectrum also contains an unrelated damped-Ly α system.

and the narrower “associated” absorption lines (AALs, near the emission redshift). We have begun a program to study a nearly unexplored part of outflow parameter space: extremely high flow velocities, $v > 10,000$ km/s (up to $0.2c$) with low internal velocity dispersions, Δv (relatively narrow absorption lines), such that $\Delta v/v \ll 1$, previously attributed to unrelated (intervening) gas, but that recent statistical studies confirm to be (approx. 36%, Richards et al. 1999) AGN winds. These kinematic characteristics are far outside the realms of the standard classes of AALs, with $v < 5000$ km/s, and BALs, with $\Delta v \sim 10,000$ km/s and $v/\Delta v \sim 1$. We have developed the first systematic accounting of outflow lines, taking advantage of Sloan Digital Sky Survey data (SDSS) DR4. We have analyzed the 2,200 highest signal-to-noise ratio spectra with emission redshifts between $1.8 < z < 3.5$ to be able to observe blueshifted HV C IV outflows given the SDSS spectral coverage. The C IV candidates were fitted in order to extract quantitative information, such as v , REW and FWHM (figure 2).

- * Number of miniBALs found: 423
- * Number of quasars with miniBALs: 284
- * Number of quasars with HV miniBALs with $v > 10,000$ km/s : 175

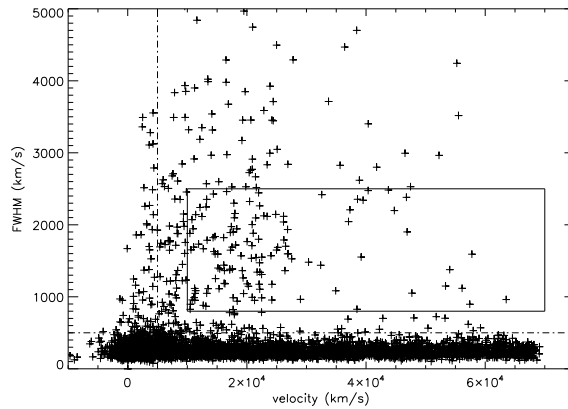


Figure 2. The figure shows the velocity-FWHM distribution of the 5,320 C IV candidates found and analyzed. Dashed-dotted lines represent selection criteria to avoid intervening systems ($\text{FWHM} < 500 \text{ km/s}$) and associated systems ($v < 10,000 \text{ km/s}$). The plot shows continuity in the FWHM-velocity space distribution between narrow absorbers ($\text{FWHM} < 800 \text{ km/s}$) and broad absorbers ($\text{FWHM} > 3000 \text{ km/s}$). Our study focuses on the outflows confined by the square (miniBALs with velocities $> 10,000 \text{ km/s}$).

* Number of quasars with HV miniBALs with
 $v > 25,000 \text{ km/s}$: 51

Since the spectra coverage of all the quasars is not the full velocity range, not statistical results can be derived unless we "normalize" each velocity bin by the actual number of quasars with reliable measurements in that velocity range. Figure 3 shows the normalized number of miniBALs in 5,000 km/s ejection velocity bins. For example, 2.3% of quasars have a mini-BAL between 20,000 and 25,000 km/s, and roughly 14% of quasars have a mini-BAL somewhere between 0 and 50,000 km/s (adding all the bins together).

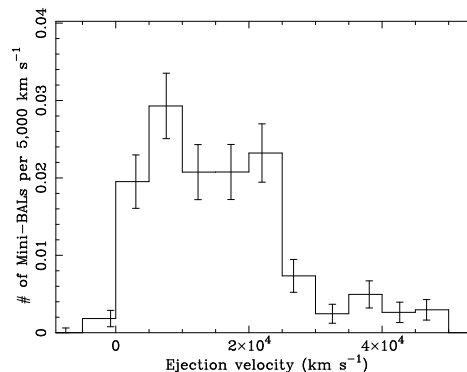


Figure 3. Normalized number of miniBALs in 5,000 km/s ejection velocity bins

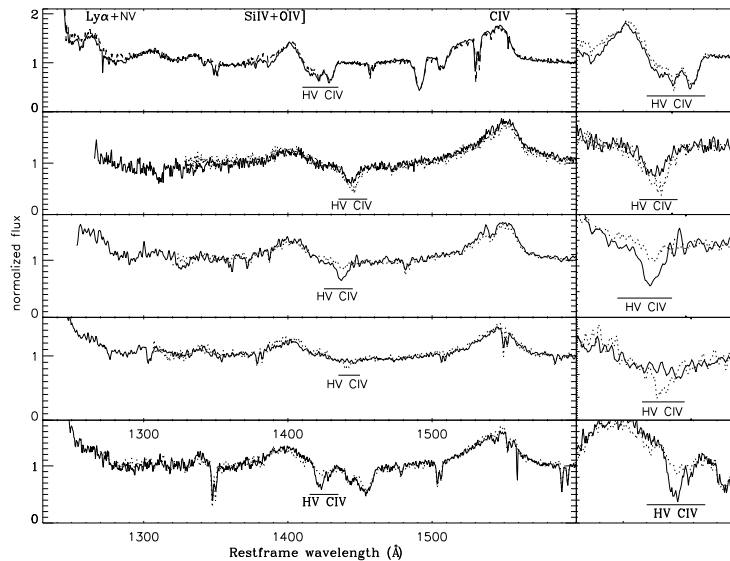


Figure 4. Normalized spectra of the five quasars is shown shifted to their restframe wavelength. SDSS spectra is shown in dashed lines for comparison.

Variability studies can confirm whether absorption is unrelated (intervening) or related to the AGN (winds) and constrain, in a systematic way, the dynamics, structure and geometry of these winds relative to their parameters (velocity and FWHM). Past works in BAL variability shows that half of them vary over 1-1.5 years timescales in the observed frame (Barlow 1993). We followed up intrinsic absorption candidates in three observing campaigns: two of them at the 2.1m telescope at the Kitt Peak National Observatory (KPNO) and one at the Michigan-Dartmouth-M.I.T observatory (MDM). Five examples of quasars where we found HV miniBALs variability, in observed frame timescales of 1-1.7 years, are presented in figure 4. Future work includes constraining geometrical and dynamical parameters to test theoretical models. Of special interest is the case of extreme high velocities and moderately high column densities since they can rule out radiative acceleration unless one invokes an uncomfortably small launch radius.

Acknowledgments. This work is supported by the National Science Foundation via grant AST99-84040.

References

- Barlow, T., 1993, PhD Thesis, University of California, San Diego
 Crenshaw, D. M., et al. 1999, ApJ, 516, 750
 Di Matteo, T., Springel, V., & Hernquist, L. 2005, Nature, 433, 60
 Hamann, F., & Sabra, B. 2003, Astr. Soc. Pac. Conf. Ser., 311,203
 Richards, G., et al. 1999, ApJ, 513, 576
 Silk, J., & Rees, M., J., 1998, AA, 331, L1