

# Radio variability properties for radio sources

J. H. Fan<sup>1,2</sup>, Y. Liu<sup>1</sup>, Y. H. Yuan<sup>1</sup>, T.X. Hua<sup>1</sup>, H. G. Wang<sup>1</sup>, Y. X. Wang<sup>3</sup>, J. H. Yang<sup>4</sup>, A. C. Gupta<sup>5</sup>, J. Li<sup>1</sup>, J.L. Zhou<sup>1</sup>, S.X. Xu<sup>1</sup>, and J.L. Chen<sup>1</sup>

<sup>1</sup> Center for Astrophysics, Guangzhou University, Guangzhou 510006, China

<sup>2</sup> Physics Institute, Hunan Normal University, Changsha, China

<sup>3</sup> College of Science and Trade, Guangzhou University, Guangzhou 511442, China

<sup>4</sup> Department of Physics and Electronics Science, Hunan University of Arts and Science, Changde 415000, China

<sup>5</sup> Tata Institute of Fundamental Research, Homi Bhabha Road, Colaba, Mumbai - 400005, India

Received 6 June 2006 / Accepted ??

## ABSTRACT

In this paper, we used the database of the university of Michigan Radio Astronomy Observatory (UMRAO) at three (4.8 GHz, 8.0 GHz, and 14.5 GHz) radio frequency to analyze the radio light curves by the power spectral analysis method in search of possible periodicity. The analysis results showed that the radio sources display astrophysically meaningful periodicity ranging from 2.2 to 20.8 years in their light curves at the three frequencies. We also calculated the variability parameters and investigated the correlations between the variability parameter and the flux density. For the variability parameters, we found that the parameters at higher frequency are higher than those in the lower frequency. In addition, the variability parameters of BL Lacertae objects are larger than those of flat-spectrum radio quasars. suggesting that they are more variable than flat spectrum radio quasars.

**Key words.** Galaxies: blazars – radio continuum: general-Methods: Data analysis

## 1. Introduction

The nature of the central engine of blazars and other classes of active galactic nuclei (AGNs) is still an open problem. Blazars' light curves were generated by using the data of their monitoring program, which have yielded very valuable information about the mechanisms operating in these sources and important implications for quasar modeling (Fan et al., 1998). In the past two decades, optical monitoring program of blazars and other classes of AGNs have been conducted extensively by many groups around the globe, and blazars were reported to display flux variability on diverse time scales ranging from a few minutes to hours, to days, to months, and to even more than 10 years (Fan, 2005b). The variability time scale on years gives the long-term variation information in the source and an important tool predicting other outburst times.

Radio monitoring programs were carried out at Bologna at 408 MHz (Bondi et al., 1996), Michigan University at 4.8 GHz, 8 GHz, 14.5 GHz, and Metsühovi observatory at 22 GHz, 37 GHz, 87 GHz, ESO site on Cerro La Silla, Chile, at 90 GHz and 230 GHz (Tornikoski et al., 1996). Using the data of these monitoring, many groups have investigated the variability properties and found that blazars show interesting results. Based on this radio data base, Kraus et al. (1999) report that blazars' emission is strongly beamed, Lahteenmaki & Valtaoja (1999) estimated the radio Doppler factors for a sample of radio sources, Ciaramella et al. (2004) investigated the possible periodicity for several selected objects, and Aller et al. (2003) investigated other variability properties.

In this paper, we make use of the UMRAO data base to investigate the possible periodicity, the variability parameter, and the correlation between the source brightness and the variability

parameter. Section 2 presents the details about periodicity analysis method, Sect. 3 variability parameter, Sect. 4, the results of the present work, and in sect. 5 our discussions and conclusions are given.

## 2. Power spectral (Fourier) periodicity analysis method and results

There are many methods of time series data analysis. The fact that the astronomical observations are generally not evenly sampled will put some constraints on the analysis methods. In this paper, we used the power spectral analysis to search periodicity in the radio light curves of radio sources because it is a powerful and familiar method for detecting a periodic signal, and it gives some quantitative criteria for the detection of a periodic signal.

Many attempts at power spectral analysis have been made for the case that the data are unevenly spaced in time. the *modified periodogram* was widely used by astronomers (Scargle, 1982; Horne & Baliunas, 1986), it is based on a least-square regression onto the two trial functions,  $\sin(\omega t)$  and  $\cos(\omega t)$ . A superior technique is the *date-compensated discrete Fourier transform*, or DCDFT (Ferraz-Mello, 1981; Foster, 1995), a least-square regression on  $\sin(\omega t)$ ,  $\cos(\omega t)$  and constant. The DCDFT is a more powerful method than the *modified periodogram* for unevenly-spaced data, so we adopted it to the R light curve as Foster (1995) describes.

The observed data  $x(t_i)$  can define the data vector

$$|x\rangle = [x(t_1), x(t_2), \dots, x(t_N)]. \quad (1)$$

First, defining the *inner product* of two functions  $f$  and  $g$  as the average value of the product  $f^*g$  over the observation times  $\{t_n\}$ , we get

$$\langle f|g \rangle = \left(\frac{1}{N}\right) \sum_{n=1}^N f^*(t_n)g(t_n). \quad (2)$$

A subspace are spanned by 3 trial functions  $\phi_1(t) = 1$  (constant),  $\phi_2(t) = \sin(\omega t)$ , and  $\phi_3(t) = \cos(\omega t)$ . These 3 trial functions define a set of trial vectors,

$$|\phi_\alpha\rangle = [\phi_\alpha(t_1), \phi_\alpha(t_2), \dots, \phi_\alpha(t_N)], \quad \alpha = 1, 2, 3. \quad (3)$$

The data vector  $|x\rangle$  can be projected onto the subspace spanned by the  $|\phi_\alpha\rangle$  results in a model vector  $|y\rangle$  and a residual vector  $|\Theta\rangle$ ,

$$|x\rangle = |y\rangle + |\Theta\rangle, \quad (4)$$

The model vector  $|y\rangle$  is defined as

$$|y\rangle = \sum_{\alpha} c_{\alpha} |\phi_{\alpha}\rangle. \quad (5)$$

The  $c_{\alpha}$  can be obtained by taking the inner product of each trial vector  $\phi_{\alpha}$  with the data vector  $x$ , and we have

$$\langle \phi_{\alpha}|x \rangle = \sum_{\beta} c_{\beta} \langle \phi_{\alpha}|\phi_{\beta} \rangle = \sum_{\beta} S_{\alpha\beta} c_{\beta}, \quad (6)$$

which defines the  $S$  matrix  $S_{\alpha\beta}$ . Inverting this matrix yields the coefficients,

$$c_{\alpha} = \sum_{\beta} S_{\alpha\beta}^{-1} \langle \phi_{\beta}|x \rangle, \quad (7)$$

where  $s^2$  is the estimated data variance, and it can be replaced by  $\delta^2$ . The power level of DCDFST,

$$P_X(\omega) = \frac{1}{2} N [\langle y|y \rangle - \langle 1|y \rangle^2] / s^2. \quad (8)$$

We adopted the *false alarm probability*,  $F$  (Horne & Baliunas, 1986), to give a quantitative criterion for the detection of a periodic signal derived by DCDFST. It was done with the following steps. First, the power level of the periodogram is normalized by the total variance,

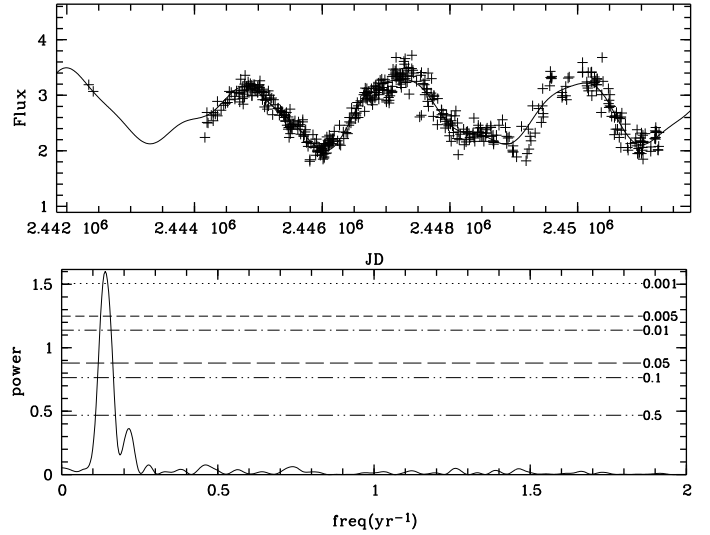
$$P_N(\omega) = P_X(\omega) / \delta^2 \quad (9)$$

The probability that  $P_N(\omega_0)$  is of height  $z$  or higher is  $Pr[P_N(\omega_0) > z] = e^{-z}$ . Suppose that  $z$  is the highest peak in a periodogram that samples  $N_i$  independent frequencies. The probability that each independent frequency is smaller than  $z$  is  $1 - e^{-z}$ , so the probability that each frequency is lower than  $z$  is  $[1 - e^{-z}]^{N_i}$ . Thus, the false alarm probability (FAP) can be defined,

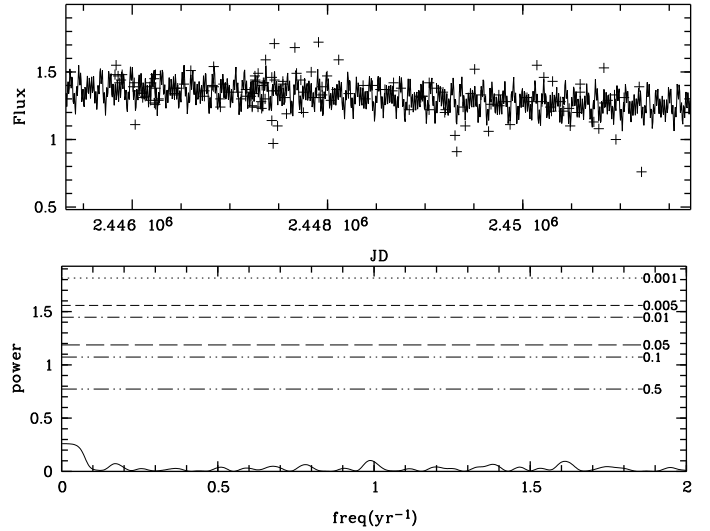
$$F = 1 - [1 - e^{-z}]^{N_i} \quad (10)$$

To compute FAP, we need to know  $N_i$ , which is not too difficult to obtain by a simple Monte Carlo method. The FAP tells us the probability that a peak of height  $z$  will occur, assuming that the data are pure noise. Consequently, the quantity  $1 - F$  is the probability that the data contain a signal.

For illustration we present the analysis results in Fig. 1 for the strong sign of periods in 0605-085 at 8GHz, with the theoretical result obtained using two periods, namely a 7.16-year period with an amplitude of 0.582 and a 4.49-year period with an amplitude of 0.168, and Fig. 2 for the weakest sign of periods in 1040+123 at 8GHz.



**Fig. 1.** The strong sign of periods in 0605-085 at 8GHz. The upper panel is for the light curve at 8GHz, while the lower panel is the power spectral analysis result.



**Fig. 2.** The weakest sign of periods in 1040+123 at 8GHz. The upper panel is for the light curve at 8GHz, while the lower panel is the power spectral analysis result.

**Table 1.** Periodicity results and the variability parameters of radio galaxies. Designation indicates the name of the source, Freq the frequency in units of GHz,  $\delta_N$  the root mean square deviation, the  $\delta_N^2$  is the total variance of data; A – the amplitude, FAP – the false alarm probability of the determined possible period, Tms – the determined possible period in units of years, ObT – the time coverage of the light curve in units of years, N – the number of data points, VI – VI index, NVA – NVA index, RMSD – RMSD index, ID – source identification (B for BL Lacertae, Q for the flat spectrum radio quasar and G for galaxy). The superscript “F” means it is not a physically meaningful period ( $FAP > 0.5$  or  $Tms > ObT$ ), and the superscript “P” means it is a possible time scale ( $FAP < 0.5$  and  $\frac{2}{3}ObT < Tms < ObT$ ).

Designation	Freq	$\delta_N$	A	Fap	Tms	ObT	N	VI	NVA	RMSD	ID
0003-066	048	0.495	0.650	0.005	$17.9 \pm 3.1^F$	16.7	70				
		0.495	0.648	0.006	$9.0 \pm 0.8$	16.7	70				
		0.495	0.548	0.113	$5.3 \pm 0.5$	16.7	70				
0003-066	080	0.782	1.052	0.001	$20.6 \pm 2.1^F$	19.7	131	0.93	0.31	0.32	B
		0.782	0.919	0.018	$9.7 \pm 0.9$	19.7	131				
		0.782	0.716	0.418	$5.7 \pm 0.6$	19.7	131				
0003-066	145	0.739	0.997	0.002	$29.4 \pm 5.2^F$	17.5	102				
		0.739	0.880	0.020	$9.3 \pm 1.1$	17.5	102				
		0.739	0.687	0.484	$7.3 \pm 1.2$	17.5	102				
		0.739	0.701	0.409	$4.9 \pm 0.5$	17.5	102				
0007+106	048	0.307	0.372	0.015	$925.8 \pm 9257.1^F$	18.5	101				
		0.307	0.363	0.023	$10.4 \pm 1.3$	18.5	101				
		0.307	0.302	0.302	$7.2 \pm 1.0$	18.5	101				
		0.307	0.378	0.011	$5.0 \pm 0.2$	18.5	101				
		0.307	0.298	0.339	$3.8 \pm 0.3$	18.5	101				
		0.307	0.332	0.093	$3.2 \pm 0.2$	18.5	101				
		0.307	0.314	0.197	$2.3 \pm 0.1$	18.5	101				
0007+106	080	0.509	0.450	0.163	$64.7 \pm 40.8^F$	23.1	341	0.90	0.56	0.57	Q
		0.509	0.449	0.165	$11.8 \pm 1.4$	23.1	341				
		0.509	0.494	0.063	$7.4 \pm 0.4$	23.1	341				
		0.509	0.532	0.025	$5.2 \pm 0.2$	23.1	341				
		0.509	0.488	0.072	$4.1 \pm 0.1$	23.1	341				
0007+106	145	0.615	0.546	0.185	$5.0 \pm 0.3$	21.0	301				
		0.615	0.549	0.175	$4.1 \pm 0.2$	21.0	301				
0016+731	048	0.300	0.319	0.044	$777.7 \pm 8011.9^F$	15.6	201				
0016+731	080	0.455	0.475	0.111	$81.5 \pm 118.3^F$	15.2	127	0.93	0.32	0.34	Q
		0.455	0.429	0.337	$6.6 \pm 1.0$	15.2	127				
0016+731	145	0.446	0.408	0.217	$32.8 \pm 18.3^F$	15.5	219				
		0.446	0.455	0.066	$6.6 \pm 0.6$	15.5	219				
0022+638	048	0.292	0.150	1.000	$0.1 \pm 0.0^F$	15.9	68				
0022+638	080	0.368	0.279	1.000	$0.1 \pm 0.0^F$	15.3	48	*	*	*	
0022+638	145	0.160	0.115	1.000	$0.3 \pm 0.0^F$	15.4	59				
0040+517	048	0.126	0.079	1.000	$0.2 \pm 0.0^F$	14.2	54				
0040+517	080	0.182	0.127	1.000	$0.1 \pm 0.0^F$	14.0	40	0.93	0.07	0.18	G
0040+517	145	0.106	0.060	1.000	$0.3 \pm 0.0^F$	14.3	83				

Table 1. -Continued

Designation	Freq	$\delta_N$	A	Fap	Tms	ObT	N	VI	NVA	RMSD	ID
0048-097	048	0.260	0.166	0.999	$33.0 \pm 32.3^F$	18.5	144				
0048-097	080	0.446	0.408	0.103	$125.2 \pm 109.4^F$	29.1	372	0.92	0.30	0.31	B
0048-097	145	0.459	0.343	0.589	$16.8 \pm 4.4^F$	19.6	304				
0059+581	048	0.339	0.312	0.988	$0.5 \pm 0.1^F$	4.2	27				
0059+581	080	0.281	0.231	1.000	$3.4 \pm 2.4^F$	3.9	35	0.92	0.10	0.20	Q
0059+581	145	0.876	1.125	0.008	$3.4 \pm 0.4^P$	4.8	69				
		0.876	1.101	0.013	$1.8 \pm 0.1$	4.8	69				
0106+013	048	1.121	1.502	0.002	$22.2 \pm 3.4^F$	15.9	105				
0106+013	080	1.134	1.490	0.001	$24.4 \pm 2.1^F$	21.9	284	0.93	0.30	0.30	Q
0106+013	145	1.091	1.410	0.001	$26.8 \pm 3.0^F$	24.4	209				
0108+388	048	0.096	0.057	1.000	$0.2 \pm 0.0^F$	15.5	66				
0108+388	080	0.135	0.060	1.000	$0.1 \pm 0.0^F$	15.0	97	0.86	0.12	0.18	Q
0108+388	145	0.047	0.030	1.000	$0.2 \pm 0.0^F$	15.5	63				
0109+224	048	0.189	0.180	0.432	$83.3 \pm 138.6^F$	18.9	92				
0109+224	080	0.236	0.218	0.412	$52.1 \pm 45.0^F$	20.9	124	0.90	0.37	0.39	B
0109+224	145	0.249	0.243	0.242	$37.6 \pm 22.6^F$	19.6	123				
0127+233	048	0.100	0.059	1.000	$0.1 \pm 0.0^F$	16.7	59				
0127+233	080	0.135	0.062	1.000	$0.2 \pm 0.0^F$	16.6	129	0.73	0.15	0.19	Q
0127+233	145	0.056	0.043	0.999	$16.8 \pm 10.5^F$	16.5	69				
0133+476	048	0.367	0.398	0.010	$9.0 \pm 0.6$	19.2	446				
0133+476	080	0.527	0.513	0.021	$124.8 \pm 75.0^F$	28.0	678	0.94	0.24	0.24	Q
		0.527	0.341	0.455	$10.9 \pm 1.0$	28.0	678				
		0.527	0.377	0.286	$5.8 \pm 0.3$	28.0	678				
0133+476	145	0.574	0.546	0.036	$1227.0 \pm 9467.1^F$	24.5	563				
		0.574	0.517	0.066	$10.4 \pm 0.8$	24.5	563				
0134+329	048	0.225	0.211	0.982	$0.3 \pm 0.0^F$	7.5	25				
0134+329	080	0.166	0.130	0.928	$22.4 \pm 8.6^F$	26.9	121	0.96	0.04	0.10	Q
0134+329	145	0.112	0.073	1.000	$0.3 \pm 0.0^F$	17.8	77				
0153+744	048	0.140	0.155	0.098	$37.1 \pm 29.1^F$	14.2	77				
0153+744	080	0.279	0.274	0.844	$0.1 \pm 0.0^F$	13.7	31	0.88	0.29	0.35	Q
0153+744	145	0.091	0.083	0.685	$725.1 \pm 15642.3^F$	14.5	87				
0202+149	048	0.419	0.461	0.046	$12.8 \pm 2.3^P$	16.5	138				
0202+149	080	0.381	0.353	0.107	$12.9 \pm 1.8$	19.5	328	0.94	0.12	0.13	Q
0202+149	145	0.451	0.437	0.112	$13.5 \pm 2.2^P$	19.1	234				
0212+735	048	0.357	0.483	0.001	$26.5 \pm 3.2^F$	15.5	204				
0212+735	080	0.347	0.370	0.049	$24.2 \pm 6.9^F$	18.1	186	0.90	0.13	0.15	Q
0212+735	145	0.456	0.512	0.014	$15.0 \pm 2.0^P$	18.1	249				

Table 1. -Continued

Designation	Freq	$\delta_N$	A	Fap	Tms	ObT	N	VI	NVA	RMSD	ID
0215+015	048	0.253	0.216	0.871	$15.8 \pm 6.6^F$	18.1	85				
0215+015	080	0.375	0.334	0.324	$15.0 \pm 3.3^P$	19.6	198	0.96	0.24	0.26	B
		0.375	0.341	0.270	$3.4 \pm 0.2$	19.6	198				
0215+015	145	0.454	0.406	0.436	$3.6 \pm 0.2$	19.6	149				
0218+357	048	0.080	0.066	1.000	$4.0 \pm 2.3^F$	6.4	27				
0218+357	080	0.158	0.153	0.961	$336.5 \pm 12790.9^F$	6.7	22	0.88	0.11	0.25	Q
0218+357	145	0.139	0.113	0.904	$6.7 \pm 4.1^F$	5.0	108				
0219+428	048	0.257	0.315	0.014	$33.0 \pm 11.6^F$	18.8	93				
0219+428	080	0.166	0.170	0.242	$1218.4 \pm 21110.3^F$	24.4	83	0.89	0.17	0.21	B
		0.166	0.172	0.217	$29.7 \pm 12.3^F$	24.4	83				
0219+428	145	0.248	0.308	0.009	$26.7 \pm 6.4^F$	19.6	108				
0220+427	048	0.131	0.085	1.000	$0.2 \pm 0.0^F$	15.7	53				
0220+427	080	0.235	0.268	0.096	$1452.5 \pm 23780.4^F$	29.0	55	0.90	0.12	0.19	G
0220+427	145	0.156	0.159	0.398	$811.9 \pm 17372.2^F$	16.2	55				
0234+285	048	0.825	1.037	0.003	$15.0 \pm 1.6^P$	17.4	190				
0234+285	080	1.275	1.737	0.000	$17.9 \pm 1.3^F$	15.8	217	0.97	0.36	0.37	Q
0234+285	145	1.052	1.333	0.002	$19.1 \pm 2.5^F$	15.8	238				
0235+164	048	0.819	0.566	0.442	$10.0 \pm 1.3$	19.6	544				
0235+164	080	1.128	0.666	0.452	$5.7 \pm 0.3$	24.7	916	0.98	0.51	0.51	B
0235+164	145	1.292	0.804	0.436	$5.8 \pm 0.3$	23.5	802				
0300+470	048	0.477	0.582	0.004	$29.6 \pm 5.2^F$	21.5	232				
0300+470	080	0.454	0.515	0.003	$43.9 \pm 8.5^F$	23.4	587	0.96	0.18	0.19	B
0300+470	145	0.513	0.568	0.008	$52.1 \pm 16.7^F$	20.9	418				
0306+102	048	0.183	0.198	0.140	$11.8 \pm 2.4$	18.3	75				
0306+102	080	0.249	0.217	0.132	$52.1 \pm 26.4^F$	21.0	430	0.83	0.25	0.27	Q
		0.249	0.225	0.096	$13.5 \pm 1.7$	21.0	430				
0306+102	145	0.250	0.236	0.134	$12.3 \pm 1.8$	19.6	247				
0315+416	048	0.107	0.067	1.000	$0.2 \pm 0.0^F$	13.9	49				
0315+416	080	0.171	0.124	1.000	$0.2 \pm 0.0^F$	14.0	53	0.90	0.16	0.22	G
0315+416	145	0.096	0.058	1.000	$0.3 \pm 0.0^F$	12.4	67				
0316+413	048	13.303	18.724	0.000	$29.6 \pm 0.6^F$	21.5	563				
0316+413	080	13.954	19.217	0.000	$38.2 \pm 0.9^F$	32.2	1490	0.97	0.30	0.30	Q
		13.954	6.963	0.423	$9.7 \pm 0.7$	32.2	1490				
0316+413	145	11.392	15.462	0.000	$38.0 \pm 2.0^F$	25.2	761				
0323+022	048	0.077	0.054	1.000	$0.1 \pm 0.0^F$	13.2	43				
0323+022	080	0.071	0.046	1.000	$0.1 \pm 0.0^F$	13.3	72	0.83	0.48	0.72	B
0323+022	145	0.044	0.037	1.000	$0.1 \pm 0.0^F$	11.6	32				
0333+321	048	0.308	0.397	0.001	$927.6 \pm 4504.4^F$	18.6	239				
0333+321	080	0.370	0.407	0.007	$52.1 \pm 16.1^F$	20.8	470	0.96	0.20	0.21	Q
		0.370	0.421	0.004	$13.5 \pm 1.0$	20.8	470				
0333+321	145	0.326	0.386	0.003	$13.5 \pm 1.1^P$	19.3	351				

Table 1. -Continued

Designation	Freq	$\delta_N$	A	Fap	Tms	ObT	N	VI	NVA	RMSD	ID
0336-019	048	0.296	0.286	0.234	$10.0 \pm 1.6$	18.8	137				
0336-019	080	0.400	0.406	0.021	$10.4 \pm 0.7$	24.5	491	0.94	0.15	0.16	Q
0336-019	145	0.434	0.403	0.081	$11.3 \pm 1.0$	24.6	397				
0355+508	048	2.655	3.698	0.000	$925.7 \pm 2033.4^F$	18.5	180				
0355+508	080	2.981	4.076	0.000	$33.5 \pm 1.3^F$	29.0	666	*	*	*	
0355+508	145	3.327	4.581	0.000	$37.9 \pm 2.2^F$	23.6	465				
0404+768	048	0.097	0.084	0.999	$0.1 \pm 0.0^F$	8.8	34				
0404+768	080	0.181	0.187	0.945	$0.1 \pm 0.0^F$	9.2	14	0.98	0.07	0.29	G
0404+768	145	0.223	0.178	1.000	$4.9 \pm 2.2^F$	9.1	34				
0420-014	048	0.768	0.868	0.005	$19.2 \pm 2.2^F$	19.0	476				
0420-014	080	1.015	0.983	0.014	$20.7 \pm 2.3^P$	21.9	911	0.98	0.23	0.23	Q
0420-014	145	0.982	0.801	0.118	$22.4 \pm 4.2^F$	21.7	677				
0422+004	048	0.336	0.426	0.004	$37.6 \pm 10.3^F$	18.6	146				
		0.336	0.303	0.412	$6.6 \pm 0.8$	18.6	146				
0422+004	080	0.359	0.391	0.009	$1022.1 \pm 6551.7^F$	20.4	468	0.94	0.36	0.37	B
0422+004	145	0.408	0.442	0.015	$43.4 \pm 16.2^F$	17.5	343				
0430+052	048	0.706	0.619	0.109	$10.4 \pm 1.1$	19.1	470				
		0.706	0.655	0.062	$4.3 \pm 0.2$	19.1	470				
0430+052	080	2.401	2.713	0.001	$86.0 \pm 19.0^F$	29.2	1111	0.97	0.53	0.53	Q
		2.401	1.567	0.234	$13.6 \pm 1.2$	29.2	1111				
0430+052	145	1.459	1.392	0.019	$1239.3 \pm 7850.1^F$	24.8	827				
		1.459	1.040	0.221	$11.8 \pm 1.1$	24.8	827				
0440-003	048	0.293	0.385	0.042	$8.5 \pm 1.6$	16.1	14				
0440-003	080	0.292	0.370	0.014	$17.9 \pm 4.3^F$	16.1	57	0.90	0.23	0.27	Q
		0.292	0.362	0.022	$8.7 \pm 1.1$	16.1	57				
		0.292	0.330	0.105	$5.4 \pm 0.6$	16.1	57				
		0.292	0.309	0.262	$3.1 \pm 0.2$	16.1	57				
		0.292	0.300	0.368	$2.6 \pm 0.2$	16.1	57				
		0.292	0.298	0.386	$2.2 \pm 0.1$	16.1	57				
0440-003	145	0.321	0.408	0.034	$8.5 \pm 1.4$	16.3	28				
0454-234	048	0.196	0.248	0.400	$2.2 \pm 0.3$	8.6	9				
0454-234	080	0.304	0.361	0.128	$749.2 \pm 16092.2^F$	15.0	25	0.95	0.17	0.27	Q
0454-234	145	0.386	0.466	0.300	$107.1 \pm 3025.0^F$	2.1	13				
0458-020	048	0.579	0.584	0.333	$10.7 \pm 4.1^P$	10.8	75				
		0.579	0.580	0.354	$4.1 \pm 0.6$	10.8	75				
		0.579	0.562	0.477	$2.8 \pm 0.3$	10.8	75				
0458-020	080	0.790	0.903	0.014	$20.5 \pm 4.4^F$	16.1	212	0.94	0.25	0.26	Q
0458-020	145	0.683	0.784	0.019	$405.0 \pm 3817.0^F$	8.1	161				

Table 1. -Continued

Designation	Freq	$\delta_N$	A	Fap	Tms	ObT	N	VI	NVA	RMSD	ID
0518+165	048	0.137	0.140	0.036	$874.8 \pm 7815.4^F$	17.5	312				
0518+165	080	0.191	0.181	0.070	$24.4 \pm 4.7^F$	23.9	388	0.94	0.25	0.26	Q
0518+165	145	0.132	0.099	0.347	$835.1 \pm 10224.4^F$	16.7	477				
0521-365	048	0.392	0.346	0.559	$920.7 \pm 16979.0^F$	18.4	127				
0521-365	080	0.510	0.529	0.033	$897.4 \pm 7929.8^F$	17.9	306	0.96	0.08	0.10	Q
0521-365	145	0.731	0.674	0.194	$64.0 \pm 53.9^F$	19.5	228				
0528+134	048	1.005	1.054	0.065	$14.2 \pm 2.5^P$	18.4	173				
		1.005	1.139	0.021	$7.2 \pm 0.5$	18.4	173				
		1.005	1.118	0.028	$4.8 \pm 0.2$	18.4	173				
		1.005	0.892	0.378	$3.7 \pm 0.2$	18.4	173				
0528+134	080	1.749	1.504	0.131	$12.9 \pm 1.5$	23.0	468	0.97	0.40	0.40	Q
		1.749	1.256	0.439	$7.4 \pm 0.6$	23.0	468				
		1.749	1.529	0.113	$4.9 \pm 0.2$	23.0	468				
0528+134	145	2.272	2.323	0.037	$16.8 \pm 2.7^P$	18.6	311				
		2.272	2.577	0.008	$8.5 \pm 0.5$	18.6	311				
		2.272	2.105	0.116	$5.6 \pm 0.4$	18.6	311				
		2.272	2.258	0.053	$4.1 \pm 0.2$	18.6	311				
0528-250	048	0.115	0.070	1.000	$1.4 \pm 0.1^F$	19.2	73				
0528-250	080	0.104	0.086	0.988	$6.9 \pm 2.7^F$	10.5	60	0.81	0.10	0.19	Q
0528-250	145	0.121	0.067	1.000	$0.2 \pm 0.0^F$	17.0	80				
0538+498	048	0.173	0.154	0.568	$22.1 \pm 12.5^F$	14.8	118				
0538+498	080	0.222	0.187	0.665	$44.2 \pm 26.4^F$	28.0	141	0.97	0.04	0.10	Q
0538+498	145	0.221	0.185	0.817	$13.5 \pm 5.1^F$	15.4	108				
0552+398	048	0.285	0.263	0.687	$8.0 \pm 2.4^F$	11.9	75				
0552+398	080	1.127	1.426	0.001	$26.9 \pm 2.5^P$	28.5	274	0.95	0.19	0.20	Q
0552+398	145	1.058	1.220	0.008	$20.6 \pm 3.2^F$	19.1	271				
		1.058	1.208	0.010	$14.2 \pm 1.6^P$	19.1	271				
0605+480	048	0.077	0.046	1.000	$2.8 \pm 0.5^F$	14.5	55				
0605+480	080	0.174	0.111	1.000	$0.1 \pm 0.0^F$	15.9	52	0.75	0.19	0.25	G
0605+480	145	0.056	0.033	1.000	$0.1 \pm 0.0^F$	14.3	51				
0605-085	048	0.349	0.391	0.009	$7.3 \pm 0.5$	16.1	347				
0605-085	080	0.460	0.582	0.001	$7.2 \pm 0.2$	24.5	510	0.91	0.17	0.18	Q
0605-085	145	0.562	0.393	0.472	$831.4 \pm 10977.6^F$	16.6	490				
		0.562	0.705	0.001	$7.3 \pm 0.3$	16.6	490				
0607-157	048	1.233	1.312	0.011	$1060.0 \pm 7037.1^F$	21.2	483				
0607-157	080	2.014	2.275	0.002	$123.1 \pm 54.6^F$	24.3	820	0.97	0.57	0.57	Q
		2.014	1.904	0.022	$10.9 \pm 0.6$	24.3	820				
0607-157	145	2.349	2.625	0.003	$1001.6 \pm 4829.6^F$	20.0	719				
		2.349	2.302	0.018	$10.4 \pm 0.7$	20.0	719				
		2.349	1.524	0.421	$6.5 \pm 0.5$	20.0	719				

Table 1. -Continued

Designation	Freq	$\delta_N$	A	Fap	Tms	ObT	N	VI	NVA	RMSD	ID
0710+439	048	0.085	0.053	1.000	$0.1 \pm 0.0^F$	13.9	51				
0710+439	080	0.133	0.088	1.000	$0.3 \pm 0.0^F$	21.9	58	0.95	0.10	0.17	Q
0710+439	145	0.055	0.036	1.000	$0.2 \pm 0.0^F$	14.5	62				
0711+356	048	0.127	0.142	0.051	$711.0 \pm 8723.3^F$	14.2	112				
0711+356	080	0.134	0.087	1.000	$805.2 \pm 24638.6^F$	16.1	111	0.80	0.17	0.22	Q
0711+356	145	0.060	0.035	1.000	$0.1 \pm 0.0^F$	14.5	107				
0716+714	048	0.215	0.191	0.283	$15.0 \pm 3.6^P$	17.6	219				
		0.215	0.192	0.275	$9.3 \pm 1.4$	17.6	219				
		0.215	0.187	0.345	$7.8 \pm 1.0$	17.6	219				
		0.215	0.199	0.200	$5.7 \pm 0.5$	17.6	219				
0716+714	080	0.300	0.188	0.987	$4.1 \pm 0.4^F$	17.8	214	0.95	0.31	0.34	B
0716+714	145	0.375	0.337	0.097	$16.8 \pm 3.0^P$	18.1	439				
		0.375	0.324	0.140	$9.7 \pm 1.1$	18.1	439				
		0.375	0.330	0.117	$5.4 \pm 0.3$	18.1	439				
0723+679	048	0.090	0.047	1.000	$0.7 \pm 0.0^F$	13.9	115				
0723+679	080	0.194	0.121	1.000	$0.1 \pm 0.0^F$	17.5	90	0.82	0.24	0.29	Q
0723+679	145	0.111	0.068	1.000	$2.6 \pm 0.3^F$	17.4	115				
0735+178	048	0.834	1.008	0.002	$12.9 \pm 0.9^P$	19.2	362				
0735+178	080	0.923	0.944	0.011	$15.0 \pm 1.2^P$	22.1	679	0.97	0.38	0.39	B
0735+178	145	1.039	1.179	0.003	$13.5 \pm 0.9$	21.6	607				
0754+100	048	0.523	0.542	0.167	$15.0 \pm 3.6^P$	19.2	100				
		0.523	0.538	0.182	$11.8 \pm 2.3$	19.2	100				
		0.523	0.529	0.222	$6.6 \pm 0.7$	19.2	100				
0754+100	080	0.617	0.691	0.014	$10.4 \pm 0.8$	21.1	261	0.95	0.36	0.37	B
0754+100	145	0.605	0.674	0.015	$11.3 \pm 1.0$	20.3	263				
		0.605	0.524	0.278	$6.8 \pm 0.6$	20.3	263				
0804+499	048	0.297	0.251	0.567	$5.8 \pm 0.8^F$	15.3	164				
0804+499	080	0.469	0.322	0.977	$1.0 \pm 0.0^F$	18.8	170	0.87	0.38	0.39	Q
0804+499	145	0.502	0.366	0.930	$1.3 \pm 0.0^F$	18.7	166				
0808+019	048	0.269	0.211	0.990	$2.7 \pm 0.2^F$	19.2	80				
0808+019	080	0.329	0.235	0.998	$2.8 \pm 0.2^F$	19.4	101	0.94	0.30	0.32	B
0808+019	145	0.312	0.212	1.000	$4.5 \pm 0.6^F$	19.5	99				
0809+483	048	0.081	0.064	1.000	$0.1 \pm 0.0^F$	12.4	38				
0809+483	080	0.134	0.073	1.000	$0.1 \pm 0.0^F$	31.4	68	0.96	0.04	0.13	Q
0809+483	145	0.085	0.049	1.000	$0.1 \pm 0.0^F$	14.5	81				
0814+425	048	0.436	0.570	0.002	$20.6 \pm 2.5^F$	19.1	150				
0814+425	080	0.337	0.377	0.007	$20.7 \pm 2.5^P$	21.9	407	0.94	0.18	0.19	B
0814+425	145	0.454	0.548	0.004	$19.2 \pm 2.1^P$	21.7	263				



Table 1. -Continued

Designation	Freq	$\delta_N$	A	Fap	Tms	ObT	N	VI	NVA	RMSD	ID
0818-128	048	0.238	0.245	0.287	$915.4 \pm 17161.3^F$	18.3	70				
0818-128	080	0.243	0.226	0.512	$64.0 \pm 81.0^F$	19.6	97	0.96	0.26	0.28	B
0818-128	145	0.268	0.250	0.491	$8.8 \pm 1.6$	18.1	99				
0829+046	048	0.295	0.279	0.495	$15.0 \pm 4.7^P$	18.6	90				
0829+046	080	0.445	0.486	0.033	$15.9 \pm 2.4^P$	21.0	187	0.94	0.31	0.32	B
0829+046	145	0.498	0.476	0.231	$16.8 \pm 4.2^P$	19.6	153				
0831+557	048	0.159	0.115	1.000	$0.4 \pm 0.0^F$	13.6	45				
0831+557	080	0.193	0.132	1.000	$0.1 \pm 0.0^F$	24.8	61	0.95	0.05	0.14	G
0831+557	145	0.162	0.108	1.000	$0.2 \pm 0.0^F$	14.3	50				
0836+710	048	0.207	0.145	0.964	$839.4 \pm 18773.4^F$	16.8	171				
0836+710	080	0.429	0.451	0.121	$838.0 \pm 11917.1^F$	16.8	111	0.97	0.20	0.23	Q
		0.429	0.399	0.444	$8.2 \pm 1.5$	16.8	111				
0836+710	145	0.428	0.384	0.257	$840.5 \pm 11460.5^F$	16.8	221				
		0.428	0.444	0.053	$9.0 \pm 1.0$	16.8	221				
		0.428	0.380	0.282	$5.7 \pm 0.5$	16.8	221				
0838+133	048	0.092	0.072	0.985	$7.7 \pm 2.3^F$	13.9	86				
0838+133	080	0.147	0.106	0.990	$7.8 \pm 1.5^F$	20.8	121	0.89	0.10	0.15	Q
0838+133	145	0.180	0.120	1.000	$1.8 \pm 0.2^F$	12.5	49				
0850+581	048	0.066	0.073	0.152	$114.4 \pm 338.7^F$	13.9	54				
0850+581	080	0.164	0.107	1.000	$0.1 \pm 0.0^F$	13.6	47	0.88	0.15	0.22	Q
0850+581	145	0.077	0.052	1.000	$725.3 \pm 25955.0^F$	14.5	72				
0851+202	048	0.904	1.028	0.003	$26.7 \pm 3.5^F$	20.1	604				
		0.904	0.608	0.445	$8.8 \pm 1.0$	20.1	604				
0851+202	080	1.363	1.158	0.049	$1411.3 \pm 10062.4^F$	28.2	966	0.97	0.37	0.37	B
		1.363	1.199	0.036	$18.0 \pm 1.6$	28.2	966				
		1.363	0.901	0.266	$9.4 \pm 0.6$	28.2	966				
0851+202	145	1.728	1.964	0.002	$22.4 \pm 1.8^P$	24.7	815				
0859+470	048	0.159	0.136	0.971	$14.1 \pm 7.8^F$	15.0	56				
0859+470	080	0.150	0.112	1.000	$11.3 \pm 5.0^F$	16.3	70	0.81	0.12	0.18	Q
0859+470	145	0.117	0.094	0.994	$736.8 \pm 22479.3^F$	14.7	61				
0906+430	048	0.107	0.097	0.359	$933.4 \pm 14570.3^F$	18.7	166				
0906+430	080	0.222	0.245	0.025	$983.7 \pm 9249.3^F$	19.7	200	0.92	0.15	0.17	Q
		0.222	0.199	0.289	$14.2 \pm 2.9^P$	19.7	200				
0906+430	145	0.216	0.267	0.005	$947.4 \pm 6651.9^F$	18.9	174				
0912+297	048	0.059	0.047	0.997	$0.1 \pm 0.0^F$	18.4	63				
0912+297	080	0.103	0.052	1.000	$1.3 \pm 0.1^F$	18.9	83	0.81	0.34	0.44	B
0912+297	145	0.053	0.037	1.000	$902.7 \pm 29308.9^F$	18.1	79				

Table 1. -Continued

Designation	Freq	$\delta_N$	A	Fap	Tms	ObT	N	VI	NVA	RMSD	ID
0917+458	048	0.131	0.091	1.000	$0.3 \pm 0.0^F$	14.2	54				
0917+458	080	0.130	0.095	1.000	$0.1 \pm 0.0^F$	15.9	60	0.90	0.08	0.16	Q
0917+458	145	0.088	0.091	0.333	$714.7 \pm 14496.6^F$	14.3	59				
0923+392	048	1.870	2.616	0.000	$24.3 \pm 0.6^F$	21.0	476				
0923+392	080	2.880	3.782	0.000	$22.5 \pm 0.7^P$	31.9	1008	0.95	0.32	0.32	Q
0923+392	145	3.166	4.398	0.000	$24.4 \pm 0.6^P$	25.0	656				
0951+699	048	0.096	0.059	1.000	$0.1 \pm 0.0^F$	13.2	45				
0951+699	080	0.306	0.219	1.000	$0.3 \pm 0.0^F$	15.9	38	0.88	0.12	0.20	G
0951+699	145	0.132	0.085	1.000	$1.0 \pm 0.1^F$	14.0	53				
0954+556	048	0.077	0.038	1.000	$0.1 \pm 0.0^F$	18.7	86				
0954+556	080	0.131	0.063	1.000	$0.3 \pm 0.0^F$	24.8	111	0.88	0.06	0.12	Q
0954+556	145	0.099	0.048	1.000	$0.2 \pm 0.0^F$	18.7	97				
0954+658	048	0.321	0.376	0.016	$19.1 \pm 4.7^F$	14.6	141				
0954+658	080	0.431	0.467	0.070	$20.5 \pm 7.6^F$	14.0	122	0.96	0.46	0.48	B
0954+658	145	0.266	0.311	0.012	$588.3 \pm 4944.7^F$	11.8	183				
0957+227	048	0.062	0.035	1.000	$0.1 \pm 0.0^F$	18.4	62				
0957+227	080	0.081	0.038	1.000	$0.1 \pm 0.0^F$	19.2	78	0.77	0.20	0.31	B
0957+227	145	0.052	0.036	1.000	$0.1 \pm 0.0^F$	19.5	79				
1003+351	048	0.090	0.053	1.000	$0.2 \pm 0.0^F$	14.2	53				
1003+351	080	0.131	0.099	1.000	$22.2 \pm 23.1^F$	15.8	51	0.75	0.10	0.19	Q
1003+351	145	0.067	0.048	1.000	$0.1 \pm 0.0^F$	12.8	48				
1031+567	048	0.080	0.057	1.000	$0.4 \pm 0.0^F$	13.7	57				
1031+567	080	0.150	0.101	1.000	$2.6 \pm 0.3^F$	18.4	53	0.76	0.16	0.23	G
1031+567	145	0.075	0.056	1.000	$0.3 \pm 0.0^F$	14.3	51				
1034-293	048	0.328	0.218	1.000	$9.4 \pm 3.2^F$	19.2	79				
1034-293	080	0.353	0.208	1.000	$9.4 \pm 3.0^F$	21.1	101	0.87	0.20	0.22	Q
1034-293	145	0.483	0.359	0.999	$9.0 \pm 2.6^F$	18.5	83				
1038+528	048	0.133	0.123	0.850	$14.0 \pm 10.2^F$	10.5	49				
1038+528	080	0.233	0.202	0.992	$537.9 \pm 18005.6^F$	10.8	41	0.93	0.28	0.33	Q
1038+528	145	0.251	0.314	0.022	$9.3 \pm 2.0^P$	10.8	51				
1040+123	048	0.079	0.046	1.000	$12.8 \pm 9.3^F$	13.9	90				
1040+123	080	0.140	0.071	1.000	$738.8 \pm 26306.2^F$	14.8	146	0.85	0.09	0.13	Q
1040+123	145	0.068	0.058	0.732	$24.0 \pm 18.2^F$	13.0	114				
1055+018	048	0.250	0.208	0.515	$2.6 \pm 0.1^F$	16.5	200				
1055+018	080	0.476	0.454	0.041	$26.9 \pm 3.6^P$	32.2	513	0.97	0.13	0.14	Q
1055+018	145	0.718	0.670	0.073	$22.4 \pm 4.3^F$	21.7	413				
		0.718	0.560	0.329	$5.0 \pm 0.3$	21.7	413				
1100+772	048	0.082	0.045	1.000	$0.1 \pm 0.0^F$	14.2	69				
1100+772	080	0.210	0.176	0.997	$10.8 \pm 4.9^F$	15.9	46	0.80	0.33	0.41	B
1100+772	145	0.075	0.059	1.000	$0.1 \pm 0.0^F$	3.0	14				

Table 1. -Continued

Designation	Freq	$\delta_N$	A	Fap	Tms	ObT	N	VI	NVA	RMSD	ID
1101+384	048	0.102	0.049	1.000	$3.7 \pm 0.5^F$	18.4	244				
1101+384	080	0.127	0.068	0.958	$8.0 \pm 1.2^F$	21.0	416	0.87	0.16	0.19	B
1101+384	145	0.092	0.052	0.973	$5.4 \pm 0.6^F$	20.0	335				
1127-145	048	0.296	0.279	0.091	$32.9 \pm 12.9^F$	17.3	325				
		0.296	0.277	0.098	$8.7 \pm 0.9$	17.3	325				
1127-145	080	0.515	0.591	0.001	$1565.8 \pm 6122.6^F$	31.3	944	0.96	0.14	0.15	Q
1127-145	145	0.289	0.204	0.377	$3.4 \pm 0.1$	24.2	577				
1133+704	048	0.066	0.037	1.000	$1.3 \pm 0.1^F$	12.2	86				
1133+704	080	0.106	0.062	1.000	$0.1 \pm 0.0^F$	18.9	89	0.30	0.20	0.40	B
1133+704	145	0.090	0.059	1.000	$0.1 \pm 0.0^F$	18.1	67				
1137+660	048	0.108	0.067	1.000	$0.3 \pm 0.0^F$	17.9	62				
1137+660	080	0.221	0.116	1.000	$8.5 \pm 3.1^F$	18.2	116	0.96	0.25	0.29	Q
1137+660	145	0.071	0.056	1.000	$10.0 \pm 4.1^F$	18.2	46				
1147+245	048	0.101	0.070	1.000	$17.9 \pm 12.2^F$	18.4	72				
1147+245	080	0.130	0.101	0.942	$20.6 \pm 10.2^F$	19.6	116	0.89	0.15	0.19	B
1147+245	145	0.091	0.084	0.530	$24.3 \pm 11.8^F$	19.6	98				
1148-001	048	0.144	0.193	0.005	$20.3 \pm 9.9^F$	11.1	19				
1148-001	080	0.108	0.116	0.144	$63.0 \pm 80.5^F$	15.6	82	0.81	0.05	0.13	Q
1148-001	145	0.125	0.156	0.050	$7.9 \pm 1.9^P$	11.3	26				
1156+295	048	0.296	0.206	0.766	$8.0 \pm 1.2^F$	17.9	293				
1156+295	080	0.404	0.272	0.416	$10.4 \pm 1.2$	21.9	639	0.97	0.23	0.24	Q
		0.404	0.326	0.141	$3.3 \pm 0.1$	21.9	639				
		0.404	0.291	0.297	$2.7 \pm 0.1$	21.9	639				
1156+295	145	0.595	0.433	0.368	$3.4 \pm 0.1$	18.9	513				
		0.595	0.408	0.492	$2.7 \pm 0.1$	18.9	513				
1157+732	048	0.111	0.077	1.000	$0.1 \pm 0.0^F$	14.2	61				
1157+732	080	0.227	0.165	1.000	$0.2 \pm 0.0^F$	14.0	37	0.92	0.12	0.21	G
1157+732	145	0.086	0.065	1.000	$0.2 \pm 0.0^F$	14.3	50				
1215+303	048	0.071	0.046	1.000	$11.3 \pm 3.8^F$	19.2	123				
1215+303	080	0.107	0.061	1.000	$0.1 \pm 0.0^F$	19.6	101	0.68	0.18	0.24	B
1215+303	145	0.079	0.061	0.983	$7.0 \pm 1.3^F$	19.6	94				
1217+023	048	0.043	0.041	1.000	$0.3 \pm 0.8^F$	0.1	6				
1217+023	080	0.099	0.100	1.000	$0.1 \pm 0.1^F$	0.1	5	0.63	0.15	0.53	Q
1217+023	145	0.055	0.054	1.000	$17.4 \pm 827.9^F$	0.4	13				
1219+285	048	0.462	0.604	0.002	$933.4 \pm 4984.1^F$	18.7	165				
1219+285	080	0.557	0.740	0.001	$33.1 \pm 4.0^F$	20.3	276	0.86	0.39	0.40	B
		0.557	0.476	0.293	$10.4 \pm 1.4$	20.3	276				
1219+285	145	0.566	0.759	0.001	$37.7 \pm 5.5^F$	20.4	203				
		0.566	0.505	0.306	$10.0 \pm 1.4$	20.4	203				

Table 1. -Continued

Designation	Freq	$\delta_N$	A	Fap	Tms	ObT	N	VI	NVA	RMSD	ID
1222+216	048	0.201	0.220	0.914	$2.4 \pm 3.4^F$	1.3	12				
1222+216	080	0.248	0.279	0.261	$2.7 \pm 1.6^F$	2.2	28	0.96	0.11	0.22	Q
1222+216	145	0.345	0.411	0.046	$2.6 \pm 0.5^P$	3.5	57				
1225+206	048	0.088	0.052	1.000	$0.2 \pm 0.0^F$	17.8	55				
1225+206	080	0.090	0.052	1.000	$0.2 \pm 0.0^F$	19.6	88	0.55	0.23	0.32	Q
1225+206	145	0.034	0.020	1.000	$64.0 \pm 170.7^F$	19.6	78				
1226+023	048	3.004	3.623	0.001	$8.8 \pm 0.3$	21.0	493				
1226+023	080	5.603	3.982	0.118	$53.1 \pm 13.3^F$	33.8	1294	0.97	0.14	0.15	Q
		5.603	4.060	0.104	$19.3 \pm 1.7$	33.8	1294				
		5.603	5.591	0.006	$8.3 \pm 0.2$	33.8	1294				
1226+023	145	7.863	9.638	0.001	$8.2 \pm 0.2$	25.0	760				
1253-055	048	1.631	1.789	0.006	$1051.2 \pm 6065.5^F$	21.0	551				
1253-055	080	3.690	4.248	0.001	$1684.3 \pm 5795.8^F$	33.7	1194	0.95	0.27	0.27	Q
		3.690	2.134	0.352	$15.1 \pm 1.5$	33.7	1194				
		3.690	2.014	0.426	$10.1 \pm 0.7$	33.7	1194				
		3.690	2.213	0.307	$7.4 \pm 0.3$	33.7	1194				
		3.690	2.126	0.357	$5.1 \pm 0.2$	33.7	1194				
1253-055	145	5.683	7.513	0.000	$1248.4 \pm 2834.4^F$	25.0	779				
1254+476	048	0.074	0.052	1.000	$0.2 \pm 0.0^F$	14.2	57				
1254+476	080	0.153	0.109	1.000	$0.3 \pm 0.0^F$	14.0	60	0.89	0.13	0.19	G
1254+476	145	0.041	0.027	1.000	$700.7 \pm 29886.7^F$	14.0	57				
1307+121	048	0.168	0.213	0.016	$22.3 \pm 6.1^F$	18.4	55				
1307+121	080	0.245	0.309	0.007	$22.3 \pm 4.0^F$	20.7	102	0.88	0.22	0.25	B
1307+121	145	0.232	0.306	0.002	$20.6 \pm 2.6^F$	19.6	108				
1308+326	048	0.762	0.826	0.008	$19.2 \pm 2.2^P$	20.7	523				
		0.762	0.718	0.045	$11.8 \pm 1.1$	20.7	523				
1308+326	080	0.772	0.587	0.115	$22.4 \pm 3.7^P$	22.8	975	0.93	0.29	0.29	B
		0.772	0.569	0.143	$9.7 \pm 0.7$	22.8	975				
		0.772	0.439	0.476	$5.9 \pm 0.4$	22.8	975				
1308+326	145	0.799	0.744	0.028	$8.5 \pm 0.4$	22.7	782				
1328+307	048	0.078	0.021	1.000	$8.2 \pm 2.5^F$	19.2	571				
1328+307	080	0.102	0.074	0.223	$33.4 \pm 8.4^F$	26.9	741	0.94	0.01	0.04	Q
1328+307	145	0.091	0.034	0.813	$10.4 \pm 1.5^F$	24.5	1273				
1335-127	048	0.823	0.922	0.009	$8.0 \pm 0.5$	19.2	348				
1335-127	080	1.208	1.186	0.017	$8.2 \pm 0.4$	24.6	723	0.98	0.26	0.26	Q
		1.208	0.878	0.238	$5.7 \pm 0.3$	24.6	723				
1335-127	145	1.461	1.477	0.020	$8.0 \pm 0.4$	23.6	516				

Table 1. -Continued

Designation	Freq	$\delta_N$	A	Fap	Tms	ObT	N	VI	NVA	RMSD	ID
1354-152	048	0.122	0.158	0.556	$0.1 \pm 0.0^F$	5.6	6				
1354-152	080	0.578	0.735	0.016	$19.1 \pm 5.3^F$	15.9	49	0.97	0.32	0.35	Q
1354-152	145	0.532	0.724	0.010	$5.7 \pm 0.5$	13.8	21				
1358+624	048	0.077	0.040	1.000	$814.5 \pm 27901.1^F$	16.3	153				
1358+624	080	0.129	0.059	1.000	$0.1 \pm 0.0^F$	19.2	158	0.96	0.09	0.13	G
1358+624	145	0.054	0.023	1.000	$0.3 \pm 0.0^F$	16.5	136				
1400+162	048	0.069	0.042	1.000	$1.0 \pm 0.0^F$	18.7	68				
1400+162	080	0.088	0.048	1.000	$0.1 \pm 0.0^F$	19.5	96	0.78	0.19	0.27	B
1400+162	145	0.045	0.026	1.000	$0.7 \pm 0.0^F$	20.4	94				
1409+524	048	0.196	0.122	1.000	$0.1 \pm 0.0^F$	14.2	50				
1409+524	080	0.144	0.085	1.000	$0.2 \pm 0.0^F$	14.0	52	0.95	0.03	0.15	G
1409+524	145	0.099	0.069	1.000	$713.8 \pm 26000.2^F$	14.3	67				
1413+135	048	0.174	0.148	0.351	$929.6 \pm 13084.3^F$	18.6	250				
		0.174	0.164	0.143	$8.2 \pm 0.9$	18.6	250				
1413+135	080	0.377	0.377	0.016	$8.2 \pm 0.4$	21.0	666	0.95	0.25	0.25	B
		0.377	0.272	0.281	$4.8 \pm 0.2$	21.0	666				
1413+135	145	0.672	0.625	0.053	$9.4 \pm 0.8$	18.8	521				
1418+546	048	0.395	0.392	0.049	$961.1 \pm 8879.8^F$	19.2	334				
		0.395	0.318	0.349	$9.4 \pm 1.2$	19.2	334				
1418+546	080	0.541	0.459	0.110	$1032.1 \pm 9566.1^F$	20.6	577	0.92	0.29	0.30	B
		0.541	0.389	0.341	$11.3 \pm 1.4$	20.6	577				
		0.541	0.419	0.218	$2.5 \pm 0.1$	20.6	577				
1418+546	145	0.589	0.570	0.034	$997.0 \pm 7750.7^F$	19.9	520				
1458+718	048	0.156	0.131	0.981	$711.0 \pm 20868.1^F$	14.2	59				
1458+718	080	0.396	0.443	0.173	$12.9 \pm 2.4$	26.9	44	0.95	0.16	0.22	Q
1458+718	145	0.428	0.532	0.025	$16.7 \pm 5.0^F$	14.3	51				
		0.428	0.456	0.275	$0.2 \pm 0.0$	14.3	51				
1504-166	048	0.313	0.393	0.012	$29.2 \pm 11.6^F$	14.6	76				
1504-166	080	0.330	0.396	0.008	$20.7 \pm 3.1^P$	21.7	170	0.97	0.11	0.14	Q
1504-166	145	0.325	0.382	0.026	$19.1 \pm 5.0^F$	16.4	99				
1510-089	048	0.683	0.622	0.084	$12.9 \pm 1.6$	20.1	437				
1510-089	080	0.816	0.596	0.177	$12.3 \pm 1.2$	24.6	874	0.93	0.30	0.31	Q
1510-089	145	1.035	0.948	0.042	$12.9 \pm 1.0$	24.7	671				
1514+197	048	0.169	0.161	0.519	$22.3 \pm 10.9^F$	18.7	79				
1514+197	080	0.206	0.213	0.161	$20.7 \pm 6.2^P$	20.8	104	0.76	0.37	0.40	B
1514+197	145	0.212	0.240	0.067	$24.3 \pm 8.6^F$	19.0	82				

Table 1. -Continued

Designation	Freq	$\delta_N$	A	Fap	Tms	ObT	N	VI	NVA	RMSD	ID
1538+149	048	0.252	0.284	0.050	$29.5 \pm 11.7^F$	18.5	103				
1538+149	080	0.334	0.343	0.030	$22.4 \pm 3.9^F$	21.6	361	0.96	0.22	0.23	B
		0.334	0.322	0.064	$10.4 \pm 1.0$	21.6	361				
1538+149	145	0.406	0.443	0.021	$22.3 \pm 4.4^F$	19.6	254				
		0.406	0.363	0.225	$9.4 \pm 1.1$	19.6	254				
1543+005	048	0.201	0.235	0.080	$20.5 \pm 9.2^F$	15.0	48				
1543+005	080	0.194	0.206	0.198	$20.6 \pm 7.3^F$	20.4	72	*	*	*	
1543+005	145	0.108	0.130	0.032	$17.8 \pm 5.3^F$	15.4	65				
1606+106	048	0.202	0.194	0.639	$600.8 \pm 14020.7^F$	12.0	60				
1606+106	080	0.443	0.450	0.154	$10.4 \pm 1.4$	21.7	126	0.97	0.26	0.28	Q
1606+106	145	0.284	0.208	1.000	$1.0 \pm 0.0^F$	14.3	74				
1609+660	048	0.090	0.057	1.000	$0.1 \pm 0.0^F$	14.5	64				
1609+660	080	0.215	0.177	1.000	$3.0 \pm 0.5^F$	14.0	42	0.83	0.15	0.23	G
1609+660	145	0.054	0.035	1.000	$0.1 \pm 0.0^F$	14.0	61				
1611+343	048	0.623	0.860	0.000	$821.6 \pm 2366.7^F$	16.4	160				
1611+343	080	0.939	1.297	0.000	$43.6 \pm 4.3^F$	19.5	269	0.96	0.32	0.32	Q
1611+343	145	0.942	1.273	0.000	$29.3 \pm 3.6^F$	16.4	227				
1624+416	048	0.150	0.180	0.040	$37.1 \pm 26.6^F$	14.2	58				
1624+416	080	0.168	0.138	0.996	$700.1 \pm 22265.9^F$	14.0	54	0.81	0.15	0.21	Q
1624+416	145	0.120	0.137	0.108	$16.7 \pm 6.8^F$	14.0	53				
1633+382	048	0.387	0.480	0.003	$17.9 \pm 2.3^F$	16.6	230				
1633+382	080	0.624	0.621	0.036	$14.3 \pm 1.4$	24.8	405	0.95	0.24	0.25	Q
1633+382	145	0.570	0.648	0.009	$64.8 \pm 24.8^F$	24.3	296				
1634+628	048	0.082	0.050	1.000	$1.9 \pm 0.2^F$	14.5	63				
1634+628	080	0.183	0.126	1.000	$0.1 \pm 0.0^F$	13.6	48	0.81	0.19	0.26	Q
1634+628	145	0.049	0.032	1.000	$0.1 \pm 0.0^F$	13.9	55				
1637+574	048	0.244	0.253	0.304	$115.8 \pm 353.1^F$	15.0	61				
1637+574	080	0.362	0.318	0.901	$5.9 \pm 1.2^F$	15.2	64	0.94	0.23	0.27	Q
1637+574	145	0.403	0.356	0.783	$3.9 \pm 0.5^F$	15.1	83				
1641+399	048	1.971	2.410	0.001	$18.0 \pm 1.1^P$	20.9	708				
1641+399	080	2.666	2.610	0.007	$20.8 \pm 1.2$	33.7	1281	0.96	0.26	0.26	Q
		2.666	2.630	0.007	$11.3 \pm 0.4$	33.7	1281				
1641+399	145	2.960	2.793	0.026	$20.7 \pm 2.3^P$	25.0	752				
		2.960	2.651	0.044	$10.9 \pm 0.7$	25.0	752				
1642+690	048	0.197	0.190	0.207	$6.6 \pm 0.7$	18.3	155				
1642+690	080	0.397	0.398	0.056	$992.2 \pm 9748.6^F$	19.8	284	0.88	0.25	0.26	Q
		0.397	0.347	0.235	$7.0 \pm 0.6$	19.8	284				
1642+690	145	0.317	0.260	0.382	$922.4 \pm 12904.2^F$	18.4	279				

Table 1. -Continued

Designation	Freq	$\delta_N$	A	Fap	Tms	ObT	N	VI	NVA	RMSD	ID
1652+398	048	0.150	0.158	0.052	$933.4 \pm 9878.5^F$	18.7	202				
		0.150	0.155	0.065	$11.8 \pm 1.6$	18.7	202				
1652+398	080	0.186	0.199	0.012	$1064.2 \pm 7297.2^F$	21.3	440	0.98	0.13	0.15	B
		0.186	0.181	0.040	$12.3 \pm 1.2$	21.3	440				
		0.186	0.146	0.288	$7.4 \pm 0.6$	21.3	440				
1652+398	145	0.151	0.169	0.015	$1001.3 \pm 8145.9^F$	20.0	253				
		0.151	0.158	0.038	$11.8 \pm 1.3$	20.0	253				
		0.151	0.133	0.256	$6.8 \pm 0.6$	20.0	253				
1717+178	048	0.188	0.163	0.897	$7.0 \pm 1.3^F$	18.7	73				
1717+178	080	0.209	0.201	0.296	$6.8 \pm 0.7$	21.6	119	0.92	0.27	0.30	B
1717+178	145	0.195	0.199	0.237	$7.0 \pm 0.9$	17.9	89				
1721+343	048	0.058	0.038	1.000	$0.2 \pm 0.0^F$	10.7	49				
1721+343	080	0.122	0.084	1.000	$3.4 \pm 0.9^F$	10.3	52	0.74	0.22	0.28	Q
1721+343	145	0.051	0.039	1.000	$0.1 \pm 0.0^F$	11.0	49				
1727+502	048	0.068	0.037	1.000	$0.1 \pm 0.0^F$	18.7	75				
1727+502	080	0.094	0.043	1.000	$982.4 \pm 45349.6^F$	19.6	109	0.87	0.31	0.47	B
1727+502	145	0.037	0.020	1.000	$0.3 \pm 0.0^F$	19.4	85				
1730-130	048	1.047	0.839	0.413	$10.1 \pm 1.4$	21.0	295				
		1.047	0.955	0.148	$6.3 \pm 0.4$	21.0	295				
		1.047	0.869	0.326	$5.0 \pm 0.3$	21.0	295				
1730-130	080	1.903	1.782	0.028	$53.0 \pm 12.1^F$	32.0	748	0.96	0.31	0.31	Q
		1.903	1.444	0.172	$10.1 \pm 0.6$	32.0	748				
		1.903	1.604	0.078	$6.3 \pm 0.2$	32.0	748				
1730-130	145	2.470	1.876	0.311	$33.3 \pm 10.9^F$	24.2	486				
		2.470	1.804	0.388	$10.1 \pm 1.0$	24.2	486				
		2.470	1.993	0.208	$6.1 \pm 0.3$	24.2	486				
1741-038	048	0.890	1.179	0.002	$549.9 \pm 3239.2^F$	11.0	112				
		0.890	1.088	0.011	$8.2 \pm 1.1^P$	11.0	112				
1741-038	080	1.139	1.437	0.004	$1209.3 \pm 8200.4^F$	24.2	155	0.96	0.29	0.30	Q
		1.139	1.478	0.002	$18.0 \pm 1.6^P$	24.2	155				
		1.139	1.124	0.166	$6.5 \pm 0.5$	24.2	155				
1741-038	145	1.263	1.413	0.018	$14.1 \pm 3.0^F$	11.6	219				
		1.263	1.324	0.047	$5.8 \pm 0.6$	11.6	219				
1749+096	048	0.582	0.425	0.377	$10.4 \pm 1.4$	19.2	500				
		0.582	0.440	0.308	$6.3 \pm 0.5$	19.2	500				
1749+096	080	0.970	0.640	0.309	$9.0 \pm 0.9$	19.8	866	0.96	0.38	0.38	B
		0.970	0.738	0.137	$6.8 \pm 0.4$	19.8	866				
1749+096	145	1.413	0.861	0.536	$3.1 \pm 0.1^F$	20.4	713				

Table 1. -Continued

Designation	Freq	$\delta_N$	A	Fap	Tms	ObT	N	VI	NVA	RMSD	ID
1749+701	048	0.281	0.323	0.015	$29.5 \pm 8.0^F$	18.7	193				
1749+701	080	0.335	0.365	0.018	$22.3 \pm 4.2^F$	19.2	292	0.67	0.33	0.35	B
		0.335	0.330	0.067	$12.3 \pm 1.6$	19.2	292				
1749+701	145	0.232	0.249	0.029	$950.8 \pm 8743.0^F$	19.0	243				
1803+784	048	0.342	0.298	0.329	$11.3 \pm 2.0$	18.1	220				
		0.342	0.289	0.418	$7.8 \pm 1.0$	18.1	220				
1803+784	080	0.409	0.236	0.997	$1.4 \pm 0.1^F$	18.0	233	0.97	0.13	0.15	B
1803+784	145	0.411	0.369	0.121	$7.0 \pm 0.6$	18.1	381				
1807+698	048	0.145	0.143	0.119	$933.5 \pm 11424.7^F$	18.7	196				
1807+698	080	0.192	0.128	0.702	$991.5 \pm 15563.9^F$	19.8	394	0.95	0.08	0.11	B
1807+698	145	0.189	0.125	0.879	$977.5 \pm 18228.0^F$	19.6	285				
1817-162	048	7.220	5.588	1.000	$0.1 \pm 0.2^F$	0.2	6				
1817-162	080	4.672	5.629	0.230	$0.2 \pm 0.1^P$	0.2	14	*	*	*	
1817-162	145	27.765	30.727	1.000	$0.1 \pm 0.1^F$	0.2	7				
1823+568	048	0.169	0.181	0.107	$14.9 \pm 4.0^P$	15.9	101				
1823+568	080	0.280	0.252	0.270	$24.2 \pm 9.5^F$	17.1	209	0.91	0.19	0.21	B
1823+568	145	0.400	0.445	0.016	$19.1 \pm 3.4^F$	17.7	253				
		0.400	0.361	0.204	$8.8 \pm 1.1$	17.7	253				
1828+487	048	0.332	0.392	0.042	$14.1 \pm 3.7^P$	14.5	68				
1828+487	080	0.390	0.398	0.296	$22.5 \pm 6.1^P$	30.7	75	0.96	0.08	0.14	Q
		0.390	0.426	0.125	$10.9 \pm 1.2$	30.7	75				
1828+487	145	0.466	0.487	0.130	$10.4 \pm 1.3$	24.6	112				
1842+455	048	0.090	0.063	1.000	$0.1 \pm 0.0^F$	14.5	54				
1842+455	080	0.127	0.077	1.000	$0.2 \pm 0.0^F$	13.8	50	0.94	0.09	0.18	G
1842+455	145	0.059	0.036	1.000	$0.3 \pm 0.0^F$	14.3	62				
1845+797	048	0.177	0.168	0.596	$7.3 \pm 1.6^F$	14.7	71				
1845+797	080	0.359	0.328	0.645	$10.4 \pm 2.1^F$	21.6	87	0.91	0.12	0.16	G
1845+797	145	0.250	0.211	0.707	$8.2 \pm 1.2^F$	21.6	130				
1901+319	048	0.264	0.308	0.016	$15.8 \pm 2.8^P$	16.4	157				
1901+319	080	0.232	0.242	0.041	$20.7 \pm 3.4^P$	24.8	242	0.88	0.12	0.15	Q
1901+319	145	0.169	0.131	0.851	$4.1 \pm 0.4^F$	16.5	159				
1921-293	048	2.977	3.485	0.005	$22.3 \pm 3.1^F$	19.9	332				
1921-293	080	3.510	3.478	0.017	$52.5 \pm 14.6^F$	24.6	677	0.97	0.30	0.30	Q
1921-293	145	4.213	3.750	0.069	$22.4 \pm 3.7^P$	23.3	585				
1928+738	048	0.326	0.399	0.004	$116.6 \pm 110.1^F$	15.7	233				
1928+738	080	0.470	0.555	0.009	$29.5 \pm 7.5^F$	18.1	197	0.96	0.13	0.15	Q
		0.470	0.402	0.437	$8.2 \pm 1.2$	18.1	197				
1928+738	145	0.519	0.579	0.009	$62.9 \pm 35.7^F$	15.5	349				
		0.519	0.421	0.313	$7.7 \pm 1.0$	15.5	349				



Table 1. -Continued

Designation	Freq	$\delta_N$	A	Fap	Tms	ObT	N	VI	NVA	RMSD	ID
1939+605	048	0.066	0.044	1.000	$0.3 \pm 0.0^F$	13.9	55				
1939+605	080	0.142	0.101	1.000	$13.4 \pm 10.5^F$	13.7	51	0.94	0.13	0.21	G
1939+605	145	0.041	0.026	1.000	$0.1 \pm 0.0^F$	14.3	63				
1951+498	048	0.056	0.037	1.000	$0.1 \pm 0.0^F$	11.0	47				
1951+498	080	0.131	0.083	1.000	$5.5 \pm 2.5^F$	11.1	52	0.71	0.48	0.58	Q
1951+498	145	0.044	0.028	1.000	$0.3 \pm 0.0^F$	11.0	45				
1954+513	048	0.187	0.168	0.883	$747.0 \pm 19864.3^F$	15.0	58				
1954+513	080	0.338	0.393	0.052	$20.6 \pm 6.2^F$	19.0	71	0.92	0.21	0.24	Q
1954+513	145	0.295	0.336	0.084	$22.3 \pm 8.2^F$	18.8	62				
2005+403	048	0.719	0.960	0.001	$26.6 \pm 2.9^F$	18.4	242				
2005+403	080	0.921	1.055	0.003	$1171.4 \pm 6187.4^F$	23.4	522	0.98	0.21	0.22	Q
2005+403	145	0.721	0.915	0.001	$1188.3 \pm 4289.8^F$	23.8	517				
2007+777	048	0.409	0.332	0.622	$3.7 \pm 0.3^F$	16.0	186				
2007+777	080	0.432	0.358	0.407	$2.9 \pm 0.1$	17.9	252	0.95	0.23	0.24	B
2007+777	145	0.649	0.621	0.058	$12.8 \pm 1.8^P$	16.7	395				
2014+370	048	0.474	0.598	0.023	$11.2 \pm 2.9^F$	11.0	44				
2014+370	080	0.135	0.083	1.000	$0.4 \pm 0.0^F$	15.3	56	*	*	*	
2014+370	145	0.085	0.056	1.000	$768.4 \pm 30371.9^F$	15.4	64				
2020+614	048	0.178	0.230	0.009	$723.6 \pm 7065.9^F$	14.5	56				
2020+614	080	0.433	0.556	0.012	$52.5 \pm 23.6^F$	24.7	52	0.93	0.14	0.20	G
2020+614	145	0.385	0.464	0.032	$714.0 \pm 9166.0^F$	14.3	63				
2032+107	048	0.149	0.095	1.000	$12.9 \pm 7.7^F$	18.4	59				
2032+107	080	0.211	0.143	1.000	$0.2 \pm 0.0^F$	20.5	97	0.91	0.30	0.33	B
2032+107	145	0.222	0.142	1.000	$0.1 \pm 0.0^F$	17.1	68				
2037+421	048	0.604	0.544	1.000	$0.1 \pm 0.1^F$	0.2	9				
2037+421	080	0.315	0.239	1.000	$0.1 \pm 0.1^F$	0.2	12	*	*	*	
2037+421	145	0.399	0.320	1.000	$0.1 \pm 0.0^F$	0.3	15				
2121+053	048	1.166	1.224	0.060	$6.8 \pm 0.6$	18.5	185				
2121+053	080	1.337	1.520	0.003	$6.8 \pm 0.2$	22.8	590	0.97	0.48	0.48	Q
2121+053	145	1.071	1.129	0.021	$7.0 \pm 0.4$	20.1	349				
		1.071	0.907	0.228	$4.9 \pm 0.3$	20.1	349				
2131-021	048	0.558	0.664	0.023	$933.4 \pm 10301.7^F$	18.7	94				
		0.558	0.612	0.085	$12.9 \pm 2.5^P$	18.7	94				
		0.558	0.623	0.066	$9.7 \pm 1.3$	18.7	94				
2131-021	080	0.734	0.685	0.144	$29.7 \pm 8.6^F$	24.1	261	0.97	0.32	0.32	B
		0.734	0.842	0.009	$9.7 \pm 0.6$	24.1	261				
		0.734	0.724	0.078	$6.3 \pm 0.4$	24.1	261				
2131-021	145	0.685	0.668	0.082	$948.5 \pm 9967.8^F$	19.0	278				
		0.685	0.864	0.002	$10.0 \pm 0.5$	19.0	278				
		0.685	0.662	0.090	$5.9 \pm 0.4$	19.0	278				

Table 1. -Continued

Designation	Freq	$\delta_N$	A	Fap	Tms	ObT	N	VI	NVA	RMSD	ID
2134+004	048	0.521	0.680	0.001	$20.6 \pm 1.9^F$	19.5	244				
2134+004	080	0.946	1.195	0.000	$86.3 \pm 16.1^F$	31.7	603	0.99	0.10	0.11	Q
2134+004	145	0.588	0.564	0.044	$1218.8 \pm 10105.0^F$	24.4	474				
2136+141	048	0.246	0.324	0.012	$522.6 \pm 5636.5^F$	10.5	36				
2136+141	080	0.502	0.652	0.011	$20.7 \pm 4.2^P$	21.0	49	0.89	0.27	0.31	Q
2136+141	145	0.394	0.492	0.022	$9.0 \pm 1.8^P$	11.0	50				
2145+067	048	1.260	1.753	0.000	$33.0 \pm 2.4^F$	18.2	242				
2145+067	080	2.070	2.841	0.000	$33.5 \pm 1.1^F$	31.5	740	0.97	0.38	0.38	Q
		2.070	1.558	0.187	$10.1 \pm 0.6$	31.5	740				
2145+067	145	1.659	1.944	0.002	$1001.3 \pm 4549.1^F$	20.0	614				
		1.659	1.290	0.195	$8.5 \pm 0.7$	20.0	614				
2153+377	048	0.253	0.138	1.000	$0.1 \pm 0.0^F$	14.5	49				
2153+377	080	0.143	0.102	1.000	$0.3 \pm 0.0^F$	14.0	55	0.89	0.14	0.21	G
2153+377	145	0.053	0.030	1.000	$0.1 \pm 0.0^F$	14.3	60				
2155-152	048	0.502	0.600	0.038	$26.6 \pm 10.1^F$	18.7	63				
2155-152	080	0.571	0.615	0.035	$29.5 \pm 8.7^F$	19.8	206	0.94	0.26	0.27	Q
2155-152	145	0.471	0.480	0.172	$43.6 \pm 30.0^F$	19.0	114				
		0.471	0.496	0.116	$5.3 \pm 0.4$	19.0	114				
2155-304	048	0.127	0.081	1.000	$0.3 \pm 0.0^F$	18.4	70				
2155-304	080	0.153	0.082	1.000	$119.5 \pm 525.1^F$	18.7	140	0.76	0.34	0.40	B
2155-304	145	0.114	0.081	0.975	$22.3 \pm 12.0^F$	19.4	148				
2200+420	048	1.592	1.419	0.047	$1064.1 \pm 8017.8^F$	21.3	741				
		1.592	1.532	0.021	$7.8 \pm 0.4$	21.3	741				
		1.592	0.995	0.471	$3.9 \pm 0.2$	21.3	741				
2200+420	080	2.292	1.781	0.072	$52.9 \pm 13.2^F$	30.9	1208	0.95	0.50	0.51	B
		2.292	1.180	0.496	$9.1 \pm 0.7$	30.9	1208				
		2.292	1.342	0.332	$6.8 \pm 0.3$	30.9	1208				
		2.292	1.524	0.189	$3.8 \pm 0.1$	30.9	1208				
2200+420	145	2.117	1.579	0.118	$7.8 \pm 0.4$	24.7	1051				
		2.117	1.280	0.350	$3.9 \pm 0.1$	24.7	1051				
2202+315	048	0.584	0.629	0.062	$5.9 \pm 0.5$	17.1	142				
2202+315	080	1.071	1.267	0.004	$15.0 \pm 1.3^P$	20.8	321	0.97	0.32	0.33	Q
		1.071	0.960	0.158	$6.3 \pm 0.4$	20.8	321				
2202+315	145	1.053	1.246	0.008	$16.8 \pm 2.6^F$	16.3	212				
		1.053	0.873	0.490	$5.8 \pm 0.6$	16.3	212				

Table 1. -Continued

Designation	Freq	$\delta_N$	A	Fap	Tms	ObT	N	VI	NVA	RMSD	ID
2223-052	048	0.764	0.784	0.025	$17.9 \pm 2.7^P$	19.0	406				
		0.764	0.590	0.354	$7.5 \pm 0.8$	19.0	406				
2223-052	080	1.333	1.175	0.060	$26.9 \pm 3.6^P$	31.8	686	0.96	0.26	0.27	Q
		1.333	1.143	0.077	$7.2 \pm 0.3$	31.8	686				
2223-052	145	1.632	1.200	0.285	$19.2 \pm 4.2^P$	19.5	602				
		1.632	1.420	0.082	$6.5 \pm 0.4$	19.5	602				
2229+391	048	0.104	0.072	1.000	$0.2 \pm 0.0^F$	14.5	55				
2229+391	080	0.104	0.078	1.000	$0.1 \pm 0.0^F$	14.0	50	0.81	0.12	0.20	G
2229+391	145	0.031	0.021	1.000	$0.2 \pm 0.0^F$	14.3	61				
2230+114	048	0.344	0.333	0.077	$882.2 \pm 8977.2^F$	17.6	305				
2230+114	080	0.510	0.469	0.029	$37.9 \pm 7.9^F$	24.7	821	0.98	0.14	0.14	Q
		0.510	0.376	0.182	$8.2 \pm 0.5$	24.7	821				
2230+114	145	0.759	0.813	0.006	$974.0 \pm 5264.3^F$	19.5	708				
		0.759	0.619	0.111	$8.5 \pm 0.7$	19.5	708				
		0.759	0.483	0.465	$4.1 \pm 0.2$	19.5	708				
2243+394	048	0.115	0.081	1.000	$0.8 \pm 0.0^F$	14.5	45				
2243+394	080	0.135	0.096	1.000	$0.2 \pm 0.0^F$	13.6	53	0.87	0.06	0.16	G
2243+394	145	0.057	0.036	1.000	$1.0 \pm 0.1^F$	14.3	56				
2251+158	048	2.301	1.598	0.426	$12.3 \pm 1.8$	20.9	554				
		2.301	2.428	0.010	$6.2 \pm 0.2$	20.9	554				
2251+158	080	3.933	2.466	0.261	$1637.1 \pm 16086.2^F$	32.7	1175	0.97	0.31	0.31	Q
		3.933	2.501	0.245	$13.6 \pm 1.1$	32.7	1175				
		3.933	3.676	0.014	$6.7 \pm 0.1$	32.7	1175				
		3.933	2.419	0.283	$4.6 \pm 0.1$	32.7	1175				
2251+158	145	2.767	1.864	0.273	$11.8 \pm 1.1$	25.2	885				
		2.767	2.877	0.006	$6.3 \pm 0.2$	25.2	885				
2254+074	048	0.129	0.138	0.273	$15.0 \pm 5.3^P$	17.5	47				
2254+074	080	0.134	0.096	1.000	$15.9 \pm 8.2^F$	19.6	79	0.93	0.25	0.31	B
2254+074	145	0.129	0.128	0.379	$16.8 \pm 5.6^P$	19.3	79				
2335+031	048	0.085	0.058	1.000	$0.4 \pm 0.0^F$	18.7	48				
2335+031	080	0.118	0.068	1.000	$0.1 \pm 0.0^F$	19.4	65	0.75	0.22	0.32	G
2335+031	145	0.041	0.026	1.000	$0.1 \pm 0.0^F$	18.1	56				
2345-167	048	0.438	0.425	0.508	$61.7 \pm 129.8^F$	12.4	70				
2345-167	080	0.510	0.440	0.805	$37.7 \pm 31.6^F$	20.3	92	0.96	0.21	0.24	Q
		0.510	0.440	0.805	$37.7 \pm 31.6^F$	20.3	92				
2345-167	145	0.391	0.509	0.018	$1.8 \pm 0.1$	9.4	32				
2351+456	048	0.154	0.165	0.083	$11.8 \pm 1.9$	18.9	129				
2351+456	080	0.179	0.124	1.000	$984.2 \pm 35121.0^F$	19.7	69	0.95	0.14	0.19	Q
2351+456	145	0.190	0.150	0.821	$13.5 \pm 3.8^F$	19.6	149				

### 3. Variability parameter

Blazars are variable in the entire electromagnetic wavebands. The variability violence can be expressed by the variability parameter. In the optical bands, the variability violence can be reported by using the variation parameters, such as variability parameter  $C$  introduced by Romero et al. (1999). In radio bands, the variability violence is discussed using the variability index ( $VI$ ), the normalized variability amplitude ( $NVA$ ), and the root mean square dispersion ( $RMSD$ ). We described these radio variation parameters below.

#### 3.1. Variability index ( $VI$ )

The variability index that measures the peak-to-trough variations in our flux density measurements can be calculated as introduced by Aller et al. (1992, 2003); Ciaramella et al. (2004):

$$VI = \frac{(S_{max} - \sigma_{S_{max}}) - (S_{min} + \sigma_{S_{min}})}{(S_{max} - \sigma_{S_{max}}) + (S_{min} + \sigma_{S_{min}})}, \quad (11)$$

where  $S_{max}$  and  $S_{min}$  are the peak and the lowest flux densities, and  $\sigma_{S_{max}}$  and  $\sigma_{S_{min}}$  are the associated measurement errors of the fluxes.

#### 3.2. Normalized variability amplitude ( $NVA$ )

The normalized variability amplitude ( $NVA$ ) was calculated in the following way. For each band, the mean  $\langle X \rangle$  and standard deviation  $\sigma_{tot}$  of the flux points and the mean error level  $\sigma_{err}$  were determined (Edelson et al., 1996). Since the  $NVA$  is free of the instrumental effect, it is calculated as

$$NVA = \sqrt{\frac{\sigma_{tot}^2 - \sigma_{err}^2}{\langle X \rangle^2}}. \quad (12)$$

#### 3.3. Root mean square dispersion ( $RMSD$ )

When a source has been observed at several epochs, whether the variability is a real one not can be determined by comparing the distribution of flux at the different epochs with a model in which the flux of the source is assumed to be non-variable (Edelson et al., 1992). If  $S_i$  represents the measured fluxes, then the mean flux  $\langle S \rangle$  and the root mean square dispersion as a fraction of the mean are given by following equations, respectively,

$$\langle S \rangle = \frac{1}{N} \sum_{i=1}^n S_i \quad (13)$$

$$\sigma = \frac{1}{\langle S \rangle} \sqrt{\frac{1}{N-1} \sum_{i=1}^n (S_i - \langle S \rangle)^2} \quad (14)$$

$$\chi^2 = \frac{1}{N} \sum_{i=1}^n \left( \frac{S_i - \langle S \rangle}{\sigma_i} \right)^2 \quad (15)$$

where  $\sigma_i$  is the uncertainty in the individual measurement, and  $\chi^2 > 1$  indicates that the assumption of non-variable flux is questionable (Kembhavi & Narlika, 1999).

## 4. Results

Periodicity results and the variability parameters of radio galaxies are reported in Table 1, in which Col. 1 represents the name

of the source, Col. 2 *Freq*, the frequency in units of GHz, Col. 3  $\delta_N$ , root mean square deviation,  $\delta_N^2$  is the total variance of data, Col. 4 *A*, the amplitude, Col. 5 the FAP of the determined period. Col. 6 Tms, the determined period in units of years. The superscript ‘‘F’’ means it is not a physically meaningful period ( $FAP > 0.5$  or Tms  $>$  ObT), and the superscript ‘‘P’’ means it is a possible time scale ( $FAP < 0.5$  and  $\frac{2}{3}$ ObT  $<$  Tms  $<$  ObT). Column. 7 ObT indicates the time coverage of the light curve in units of years, Col. 8 the data points ( $N$ ), Col. 9  $VI$ , Col. 10  $NVA$ , Col. 11  $RMSD$ , and Col. 12 the source identification (B for BL Lacertae, Q for flat spectrum radio quasar-FSRQ and G for galaxy).

For the whole and the subclass samples, the corresponding averaged values for the variability parameters are presented in Table 2. The results based on the mutual correlation between different variability parameters are reported in the Table 3 and plotted in Fig. 3.

The relationship between the variability parameters and brightness of the sources were determined by using the averaged 8 GHz flux density. The results are listed in Table 4 and the corresponding results are shown in the Fig. 4.

#### 4.1. Periodicity in the radio light curves: Individual source

The long-term variability period analysis was done at other wavebands for some sources in the literature. Here we compare the radio results with published optical and other EM band results.

##### 4.1.1. PKS 0219+428 (3C 66A)

In optical bands, a 65-day period was reported by Lainela et al. (1999). Long-term variability periods of 2.5 years (Belokon & Babadzhanlyants, 2003) and  $4.25 \pm 0.28$  years (Fan et al., 2002a) were reported. In the present paper, no possible period can be found in the period analysis of the radio light curves.

##### 4.1.2. AO 0235+164

A possible periodicity of  $\sim 5.7$  years was reported in the radio light curve by Roy et al. (2000) and Raiteri et al. (2001). Our result shows that there is a period of  $5.7 \pm 0.3$  years in 8GHz with  $FAP = 0.452$  and  $5.8 \pm 0.3$  years in 14.5GHz with  $FAP = 0.436$ , which are quite consistent with the earlier result.

##### 4.1.3. S5 0716+714

A periodicity of 5.5–6 years was found in the radio emission by Raiteri et al. (2003). Our result shows periods of  $5.7 \pm 0.5$  years in 4.8GHz with  $FAP = 0.200$  and  $5.4 \pm 0.3$  years in 14.5GHz with  $FAP = 0.117$ , which are consistent with the earlier result.

##### 4.1.4. PKS 0735+178

We report periods of 4.89 and 14.2 years in the optical band (Fan et al. 1997). The period of 4.89 years was also found by Webb et al.(1988). For the radio data, a period of  $13.5 \pm 0.9$  years in 14.5GHz with  $FAP = 0.003$  and possible periods of  $12.9 \pm 0.9$  years in 4.8GHz with  $FAP = 0.002$  and  $15.0 \pm 1.2$  years in 8GHz with  $FAP = 0.011$  were found, which are quite consistent with the 14.2-year optical period.

**Table 1.** -Continued

Designation	Freq	$\delta_N$	A	Fap	Tms	ObT	N	VI	NVA	RMSD	ID
2352+495	048	0.094	0.057	1.000	$0.4 \pm 0.0^F$	14.5	57				
2352+495	080	0.140	0.101	1.000	$62.3 \pm 208.8^F$	13.7	58	0.85	0.11	0.19	Q
2352+495	145	0.095	0.077	0.996	$714.7 \pm 22042.4^F$	14.3	61				
2356+196	048	0.135	0.156	0.900	$0.7 \pm 1.0^F$	0.7	3				
2356+196	080	0.102	0.100	0.900	$0.2 \pm 0.0^F$	16.9	26	0.86	0.13	0.27	Q
2356+196	145	0.045	0.039	1.000	$0.1 \pm 0.0^F$	2.0	22				

#### 4.1.5. PKS 0754+100

The periods of  $3.0 \pm 0.35$  and 17.85 years were found in our earlier paper (Fan et al., 2002a). In the present paper, periods of  $6.6 \pm 0.7$  years in 4.8GHz with  $FAP = 0.222$  and  $6.8 \pm 0.6$  years in 14.5GHz with  $FAP = 0.278$ ,  $11.8 \pm 2.3$  years in 4.8 GHz with  $FAP = 0.182$ ,  $10.4 \pm 0.8$  years in 8GHz with  $FAP = 0.014$ ,  $11.3 \pm 1.0$  years in 14.5GHz with  $FAP = 0.015$ , and a possible period of  $15.0 \pm 3.6$  years in 4.8GHz with  $FAP = 0.167$  were also found. The  $15.0 \pm 3.6$  year possible period is consistent with the optical result, 17.85 years.

#### 4.1.6. PKS 0851+202 (OJ 287)

Sillanpaa et al. (1988) reported a 11.65-year period in the optical light curve. Periods of  $5.53 \pm 0.15$  and  $11.75 \pm 0.5$  years were reported in our earlier paper (Fan et al., 2002a). But the radio light curve shows periods of  $8.8 \pm 1.0$  years in 4.8GHz with  $FAP = 0.445$  and  $9.4 \pm 0.6$  years in 8GHz with  $FAP = 0.266$ , which is very different from the previously reported optical periods.

#### 4.1.7. PKS 1219+285

A  $14.85 \pm 1.55$  year period was found in the optical band (Fan et al., 2002a). The present result shows a period of  $10.4 \pm 1.4$  years in 8GHz with  $FAP = 0.293$  and  $10.0 \pm 1.4$  years in 14.5GHz with  $FAP = 0.306$ .

#### 4.1.8. PKS 1226+023 (3C 273)

Periods of 2.0 years and  $13.65 \pm 0.2$  years were reported in the optical band. A possible period of 13.5 years was reported in the X-ray band by Manchanda (2002). The present work gives periods of  $8.8 \pm 0.3$  years in 4.8GHz with  $FAP = 0.001$ ,  $8.3 \pm 0.2$  years in 8GHz with  $FAP = 0.006$ , and  $8.2 \pm 0.2$  years in 14.5GHz with  $FAP = 0.001$ .

#### 4.1.9. PKS 1253-055 (3C 279)

The infrared light curve shows a period of  $7.1 \pm 0.44$  years (Fan, 1999). The present work shows periods of  $5.1 \pm 0.2$  years with  $FAP = 0.357$ ,  $7.4 \pm 0.3$  years with  $FAP = 0.307$ ,  $10.1 \pm 0.7$  years with  $FAP = 0.426$ , and  $15.1 \pm 1.5$  years with  $FAP = 0.352$  in 8.0GHz. The  $7.4 \pm 0.3$  year period is quite consistent with what is found in the infrared band.

#### 4.1.10. PKS 2155-304

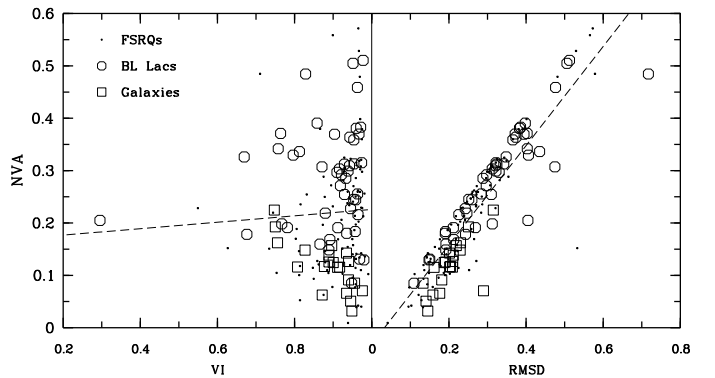
Based on the optical light curves, periodicity of 4.6 and 7.0 years was reported (Fan & Lin, 2000). In the present paper, no possible period was found by power spectral analysis.

**Table 2.** Averaged variability parameters

Param.	14.5GHz	8GHz	4.8GHz
(1)	(2)	(3)	(4)
VI	$0.92 \pm 0.08$	$0.90 \pm 0.09$	$0.90 \pm 0.10$
VI-BL	$0.90 \pm 0.10$	$0.88 \pm 0.12$	$0.84 \pm 0.14$
VI-FSRQ	$0.94 \pm 0.05$	$0.92 \pm 0.07$	$0.93 \pm 0.06$
VI-G	$0.89 \pm 0.09$	$0.90 \pm 0.06$	$0.93 \pm 0.05$
NVA	$0.23 \pm 0.13$	$0.22 \pm 0.12$	$0.16 \pm 0.12$
NVA-BL	$0.30 \pm 0.12$	$0.28 \pm 0.11$	$0.24 \pm 0.11$
NVA-FSRQ	$0.22 \pm 0.11$	$0.21 \pm 0.11$	$0.15 \pm 0.11$
NVA-G	$0.10 \pm 0.04$	$0.11 \pm 0.05$	$0.04 \pm 0.03$
RMSD	$0.27 \pm 0.12$	$0.27 \pm 0.11$	$0.23 \pm 0.12$
RMSD-BL	$0.33 \pm 0.11$	$0.32 \pm 0.11$	$0.29 \pm 0.11$
RMSD-FSRQ	$0.25 \pm 0.10$	$0.24 \pm 0.10$	$0.20 \pm 0.10$
RMSD-G	$0.17 \pm 0.03$	$0.20 \pm 0.05$	$0.15 \pm 0.03$

**Table 3.** Correlation between variability parameters,  $Y = aX + b$ 

$X - Y$	$a \pm \Delta a$	$b \pm \Delta b$	$r$
(1)	(2)	(3)	(4)
VI-NVA	$0.04 \pm 0.06$	$0.89 \pm 0.02$	0.05
RMSD-NVA	$0.84 \pm 0.03$	$1.08 \pm 0.01$	0.893

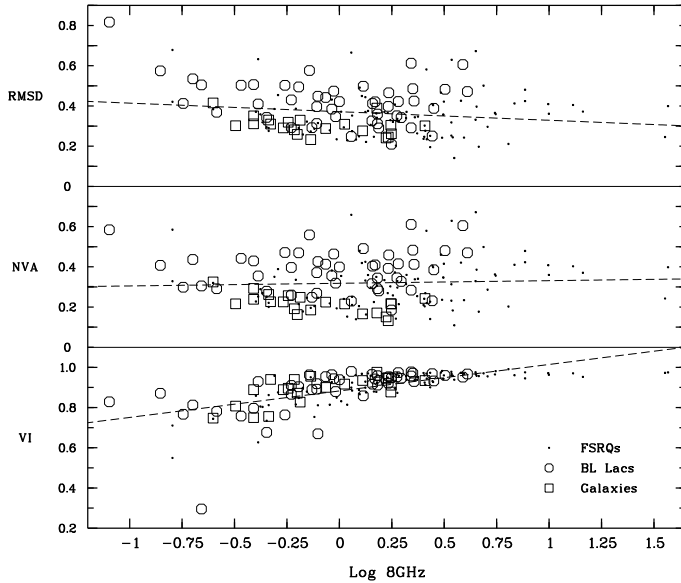
**Fig. 3.** Correlation between variability parameters. Left panel is for NVA and VI., while the right panel is for NVA and RMSD.

#### 4.1.11. PKS 2200+420 (BL Lacertae)

The optical periodicity was analyzed and found to be 14.0 years (Fan et al., 1998). The present work reports periods of  $3.9 \pm 0.2$  years in 4.8GHz with  $FAP = 0.471$ ,  $3.8 \pm 0.1$  years in 8GHz with  $FAP = 0.189$ ,  $3.9 \pm 0.1$  years in 14.5GHz with  $FAP = 0.350$ ,  $7.8 \pm 0.4$  years in 4.8GHz with  $FAP = 0.021$ ,  $6.8 \pm 0.3$  years in 8GHz with  $FAP = 0.332$ , and  $7.8 \pm 0.4$  years in 14.5GHz with  $FAP = 0.118$ .

**Table 4.** Correlation between variability parameter and flux density,  $\text{Vari} = a \log F_{8\text{GHz}} + b$

Param.	$a \pm \Delta a$	$b \pm \Delta b$	$r$
(1)	(2)	(3)	(4)
$\log F_{8\text{GHz}} - \text{RMSD}$	$-0.04 \pm 0.02$	$2.27 \pm 0.01$	$-0.17$
$\log F_{8\text{GHz}} - \text{NVA}$	$0.01 \pm 0.02$	$1.41 \pm 0.01$	$0.05$
$\log F_{8\text{GHz}} - \text{VI}$	$0.132 \pm 0.01$	$0.88 \pm 5.7 \times 10^{-3}$	$0.65$

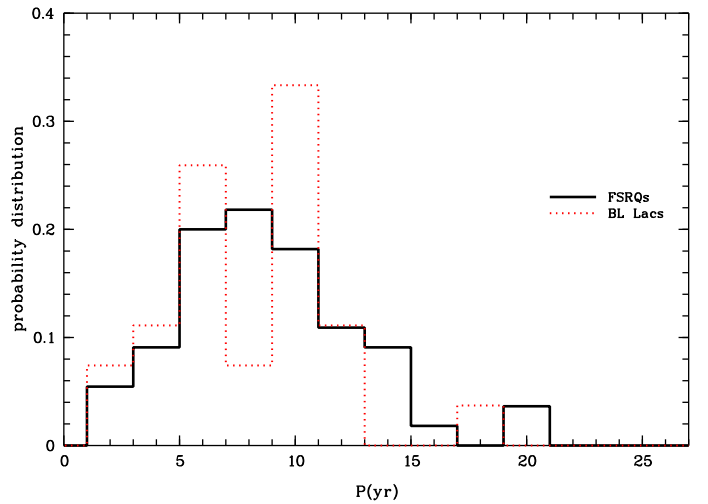


**Fig. 4.** Correlation between the variability parameter and radio brightness (averaged flux density). The upper panel indicates the relation between RMSD and the 8GHz flux density, the middle panel indicates the relation between NVA and the 8GHz flux density, and the lower panel indicates the relation between V.I. and the 8GHz flux density. The lines show the best fitting results mentioned in the text.

## 5. Discussions and conclusions

Blazars are variable over all electromagnetic wavelengths. Optical photometry is available for some blazars for about a century (Fan, 2005a). The radio monitoring program started much too late, only about 40 years ago. But the radio monitoring coverage is also long enough for the periodicity analysis and the variability property investigations.

There are 168 radio sources in the UMRAO data base, and the observation time coverage of the radio light curves is from 0.1 year for 1217+023 to 33.8 years for 1226+023 (3C 273). When the power spectral periodicity analysis method was adopted to the 4.8GHz, 8.0GHz, and 14.5GHz light curves for the 168 sources, 203 astrophysically meaningful periods ( $FAP < 0.50$  and  $T_{\text{ms}} < \frac{2}{3}\text{ObT}$ ) were obtained for 66 sources (see Table 1). The periods are different from one source to another, which is from 2.2 years for 0454-234 at 4.8 GHz to  $20.8 \pm 1.2$  years for 1641+399 at 8.0 GHz. There is no clear possible period sign found for the other 102 sources for which either the FAP is greater than 0.5 for the period or the period is  $2/3$  times longer than the observation time coverage (see Table 1, the superscript ‘‘F’’ means the period is not a physically meaningful one ( $FAP > 0.5$  or  $T_{\text{ms}} > \text{ObT}$ ), and the superscript ‘‘P’’ means it is a possible time scale ( $FAP < 0.5$  and  $2/3\text{ObT} < T_{\text{ms}} < \text{ObT}$ )). Here, we take the periods with  $FAP > 0.5$  to have no physical meaning. In addition, if the determined period is  $2/3$  times longer than the observation time



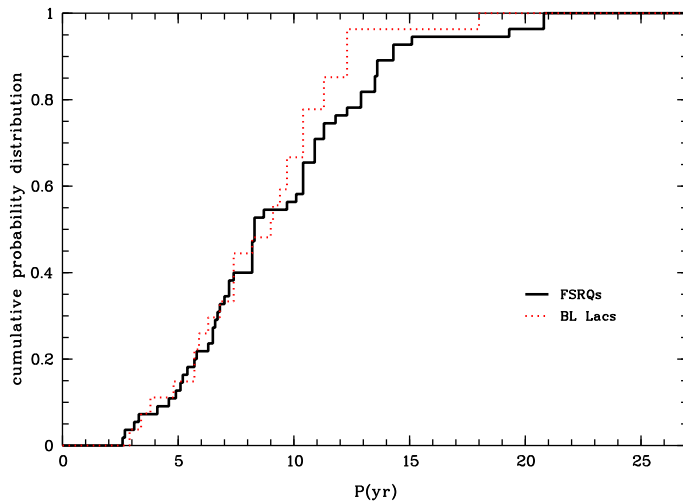
**Fig. 5.** Histogram of the periodicity,  $P$  (in units of years) at 8GHz for BL Lacertae objects and FSRQs. The dotted line stands for BLs and the filled line for FSRQs.

coverage, we did not take it as a physically meaningful period either. It can be mentioned that from data that is pure noise, any method of period estimation will yield some false probabilities in the period range that is roughly equal to the length of the data samples, or somewhat smaller.

If we consider galaxie, FSRQs and BLs separately, we find that the physically significant periodicity at 8GHz are in the range of 2.2 to 20.8 years for FSRQs (55 physically meaningful periods for 34 objects) and from 2.5 to 18.0 years for BLs (27 physically meaningful periods for 17 objects). However, there is no physically significant periodicity found for galaxies. The average value of the periodicity is  $8.9 \pm 4.0$  years for FSRQs and  $8.1 \pm 3.4$  years for BLs. In Table 2 and Fig 4, we can see that RMSD and NVA for galaxies are lower than those for FSRQs and BLs. It is interesting that the sources with physically meaningful periods have higher RMSD and NVA.

Our results are also consistent with the results obtained by Ciaramella et al. (2004), who have analyzed the periodicity from the high-frequency radio data. The physically meaningful period histogram at 8GHz for the subclass samples of BLs and FSRQs are shown in Fig. 5. There is no clear difference in the possible periodicity distribution as shown in Fig. 6, in which the Kolmogorov-Smirnov (K-S) test indicates that the probability for the possible periodicity distributions of BL Lac objects and FSRQs coming from the same parent distribution is greater than 68.2%. If the possible periodicity is associated with the central structure, namely associated with the central black-hole mass, then the similar possible periodicity distribution for FSRQs and BLs should suggest that their central black-hole masses show a similar distribution. In fact, no clear difference was found in the central black-hole masses of BLs and FSRQs (Fan, 2005b).

From the sources listed in Sect. 4.1, we can see that the periods found in the optical bands were not always consistent with those found in the radio bands. Some sources show similar radio and optical variability periods: 0735+178 show a significant radio period of  $13.5 \pm 0.9$  years and two possible radio periods of  $12.9 \pm 0.9$  and  $15.0 \pm 1.2$ , and an optical period of 14.2 years, 0754+100 shows a possible radio period of  $15.0 \pm 3.6$  years and an optical period of 17.85 years, 1253-055 shows radio periods of 7.1 to 7.4 years and an infrared period of  $7.1 \pm 0.44$  years for instance. Meanwhile some others show different possible periods (OJ 287, 1226+023(3C 273), 2200+420 for instance. This



**Fig. 6.** Accumulative results for the periodicity (in units of years) at 8GHz for BL Lacertae objects and FSRQs. The dotted line stands for BLs and filled line for FSRQs. The Kolmogorov-Smirnov test indicates that the probability for the possible periodicity distributions of BL Lac objects and FSRQs coming from the same parent distribution is 68.2%.

difference is perhaps from the fact that the light curves used for the possible periodicity analysis were not long enough in some sources, or the variation in the radio bands and optical bands were caused by different mechanisms as noticed in the case of OJ 287, and the observed optical outbursts were not correlated with those observed in the radio band (Takalo, 1998). For some cases, it is possible that the lack of agreement between optical and radio possible periods is due to the fact that one or the other is spurious, just due to noise.

For AGNs, the variability mechanism is not yet well understood. Some models have been proposed to explain the optical long-term possible periodic variations: the binary black-hole model, the thermal instability model, and the perturbation model (Fan, 2005a). The promising models are the binary black-hole model and the perturbation model. The helical jet related with the binary black holes have been used to explain the optical variability behavior for the objects (3C 345, OJ 287, BL Lacertae, and PKS 0735+178). It has been claimed that the possible periodicity in the historical light curves also show helical trajectories in their VLBI radio components (Villata & Raiteri, 1999). In this sense, one would expect similar possible periodicity behavior in optical and radio bands, which has been confirmed for many sources in our analysis. In the radio bands, the variability is explained by various mechanisms (Ciamarella et al., 2004) such as shocks in jets, changes in the direction of forward beaming, and precession in a binary black-hole system (Marscher & Gear, 1985; Aller et al., 1985; Camenzind & Krockenberger, 1992; Begelman et al., 1980; Rieger & Mannheim, 2000, 2003).

The variability parameters viz. variability index VI, normalized variability amplitude NVA, and RMSD are listed in the Table 2, in which  $W$  stands for the whole sample. These parameters show that the sources are variable, and NVA and RMSD are correlated. On the other hand, no correlation was found in the VI parameter with NVA or RMSD (see Table 3, Fig. 3). This suggests that NVA and RMSD are more reliable for the variability indication than the VI. Therefore, we suggest using NVA and RMSD for indicating variability violence, if possible. It is also easily found that the variability parameter at higher frequency is greater than those in the lower frequency.

However, for the correlation between the variability parameter and the flux density, we found that the relationship between the source brightness and NVA and/or RMSD is not as close as the one between the source flux density and VI (see Fig. 4 and Table 4). We think that the correlation between the source brightness and VI is an apparent result, since the VI and the brightness (namely the averaged flux density) are more associated with the maximum flux density when the difference between the maximum and the minimum is big enough, which will result in an apparent correlation. Therefore, we do not think that there is a correlation between the brightness and the variability in the radio bands.

When we considered BLs and FSRQs separately, we found that the NVA and RMSD of BLs are larger than those of FSRQs, and the NVA and RMSD of BLs and FSRQs are larger than those of galaxies. This finding suggests that BLs are more variable than FSRQs in the radio bands. In addition, there is a tendency for the variability parameter to increase with the frequency for the whole sample and the individual BLs and FSRQ sub-samples. This tendency is also found in the optical bands.

In the present paper, the power spectral (Fourier) periodicity analysis method was adopted to a large sample of radio sources given in UMRAO. The results show that the possible periodicity is present in the range of 2.2 to 20.8 years for 66 radio sources. BLs are more variable than FSRQs and the variability parameters depend on the frequency.

*Acknowledgements.* The authors thank the referee for the constructive comments and suggestions. This work is partially supported by the National 973 project (NKBRF G19990754), the National Science Fund for Distinguished Young Scholars (10125313), the National Natural Science Foundation of China (10573005, 10633010), and the Fund for Top Scholars of Guangdong Province (Q02114). We also thank the financial support from the Guangzhou Education Bureau and Guangzhou Science and Technology Bureau. ACG's efforts are partially supported by the Department of Atomic Energy, Govt. of India. This research made use of data from the University of Michigan Radio Astronomy Observatory, which is supported by the University of Michigan and the National Science Foundation.

## References

- Aller, H.D., Aller, M.F., & Hughes, P.A. 1985, *ApJ*, 298, 296  
 Aller M.F., Aller, H. D., Hughes, P. A., 1992, *ApJ*, 399, 16  
 Aller M.F., Aller, H. D., Hughes, P. A., 2003, *ApJ*, 586, 33  
 Begelman, M.C., Blandford, R.D., & Rees, M.J. 1980, *Nat.*, 287, 307  
 Belokon, E. T., & Babadzhanyants, M. K., 2003, *Heba. Conf.* p205,  
 Bondi, M., Padrielli, L., Fanti, R., et al., 1996, *A&AS*, 120, 89  
 Camenzind, M., & Krockenberger, M. 1992, *A&A*, 255, 59  
 Ciamarella, A.; Bongardo, C.; Aller, H. D, et al 2004, *A&A* 419 485  
 Edelson R.P., et al. 1992, *ApJS*, 83, 1  
 Edelson, R.A., Alexander, T., Crenshaw, D.M. et al. 1996, *ApJ*, 470, 364  
 Fan J.H., 2005a, *ChJAA*, 5S, 213  
 Fan J.H., 2005b, *A&A*, 436, 799  
 Fan J.H., et al. 2002a, *A&A*, 381, 1  
 Fan, J.H., Cheng K.S., Zhang L., 2002b, *PASJ*, 54, No. 4, 533  
 Fan J. H., & Lin R. G., 2000, *A&A*, 355, 880  
 Fan J.H., 1999, *MNRAS*, 308, 1032  
 Fan J.H., Xie G.Z., Pecontal E. et al. 1998, *ApJ* 507, 178  
 Fan J.H., Xie, G.Z., Lin R.G., 1997, *A&AS*, 125, 525  
 Ferraz-Mello, S, 1981, *AJ*, 86, 619  
 Foster, G. 1995, *AJ*, 109, 1889  
 Horne, J., & Baliunas, S. 1986, *ApJ*, 302, 757  
 Jurkevich, I. 1971, *Ap&SS* 13, 154  
 Kembhavi A.K. & Narlika J.V., 1999, *Quasars and Active Galactic Nuclei*, Cambridge Uni. Press  
 Kidger M.R., Takalo L., Sillanpaa A. 1992, *A&A* 264, 32  
 Kraus A., Quirrenbach A., Lobanov A.P. et al., 1999, *A&A* 344, 807  
 Lahteenmaki, A., & Valtaoja, E., 1999, *ApJ*, 521, 493  
 Lainela, M., Takalo, L. O., Sillanpaa, A., et al., 1999, *ApJ*, 521, 561  
 Manchanda, K. R., 2002, *JApA*, 23, 243  
 Marscher, A.P., & Gear, W.K. 1985, *ApJ*, 298, 114

- Raiteri, C.M., Villata, M., Tosti, G., et al. 2003, A&A, 402, 151  
 Raiteri, C.M., Villata, M., Aller, H.D., et al. 2001, A&A, 337, 396  
 Rieger, F. M. & Mannheim, K., 2000, A&A, 359, 948  
 Rieger, F. M. & Mannheim, K., 2003, A&A, 397, 121  
 Romero G.E., et al. 1999, A&AS, 135, 477  
 Roy, M., Papadakis, I.E., Ramos-Colon, E., Sambruna, R., et al. 2000, ApJ, 545, 758  
 Scargle, J. 1982, ApJ, 263, 835  
 Sillanpaa, A., Haarala, S., Valtonen, M.J., Sundelius, B., & Byrd, G.G. 1988, ApJ, 325, 628  
 Takalo, L. O. 1998, A&AS, 129, 577  
 Tornikoski, M., Valtaoja, E., Teräsranta, H., et al. 1996, A&AS, 116, 157  
 Villata M. & Raiteri C.M. 1999, A&A, 347, 30  
 Webb, J. R., Smith, A. G., Leacock, R. J., et al. 1988, AJ, 95, 374

## List of Objects

- '0003-066' on page 3  
 '0003-066' on page 3  
 '0003-066' on page 3  
 '0007+106' on page 3  
 '0007+106' on page 3  
 '0007+106' on page 3  
 '0007+106' on page 3  
 '0007+106' on page 3  
 '0016+731' on page 3  
 '0016+731' on page 3  
 '0016+731' on page 3  
 '0016+731' on page 3  
 '0022+638' on page 3  
 '0022+638' on page 3  
 '0022+638' on page 3  
 '0022+638' on page 3  
 '0040+517' on page 3  
 '0040+517' on page 3  
 '0040+517' on page 3  
 '0040+517' on page 3  
 '0048-097' on page 4  
 '0048-097' on page 4  
 '0048-097' on page 4  
 '0048-097' on page 4  
 '0059+581' on page 4  
 '0059+581' on page 4  
 '0059+581' on page 4  
 '0059+581' on page 4  
 '0106+013' on page 4  
 '0106+013' on page 4  
 '0106+013' on page 4  
 '0106+013' on page 4  
 '0108+388' on page 4  
 '0108+388' on page 4  
 '0108+388' on page 4  
 '0108+388' on page 4  
 '0109+224' on page 4  
 '0109+224' on page 4  
 '0109+224' on page 4  
 '0109+224' on page 4  
 '0127+233' on page 4  
 '0127+233' on page 4  
 '0127+233' on page 4  
 '0127+233' on page 4  
 '0133+476' on page 4  
 '0133+476' on page 4  
 '0133+476' on page 4  
 '0133+476' on page 4  
 '0134+329' on page 4  
 '0134+329' on page 4  
 '0134+329' on page 4  
 '0134+329' on page 4  
 '0153+744' on page 4  
 '0153+744' on page 4  
 '0153+744' on page 4  
 '0153+744' on page 4  
 '0202+149' on page 4  
 '0202+149' on page 4  
 '0202+149' on page 4  
 '0202+149' on page 4  
 '0212+735' on page 4  
 '0212+735' on page 4  
 '0212+735' on page 4  
 '0212+735' on page 4  
 '0215+015' on page 5  
 '0215+015' on page 5  
 '0215+015' on page 5  
 '0215+015' on page 5  
 '0218+357' on page 5  
 '0218+357' on page 5  
 '0218+357' on page 5  
 '0218+357' on page 5  
 '0219+428' on page 5  
 '0219+428' on page 5  
 '0219+428' on page 5  
 '0219+428' on page 5  
 '0220+427' on page 5  
 '0220+427' on page 5  
 '0220+427' on page 5  
 '0220+427' on page 5  
 '0234+285' on page 5  
 '0234+285' on page 5  
 '0234+285' on page 5  
 '0234+285' on page 5  
 '0235+164' on page 5  
 '0235+164' on page 5  
 '0235+164' on page 5  
 '0300+470' on page 5  
 '0300+470' on page 5  
 '0300+470' on page 5  
 '0300+470' on page 5  
 '0306+102' on page 5  
 '0306+102' on page 5  
 '0306+102' on page 5  
 '0306+102' on page 5  
 '0315+416' on page 5  
 '0315+416' on page 5  
 '0315+416' on page 5  
 '0315+416' on page 5  
 '0316+413' on page 5  
 '0316+413' on page 5  
 '0316+413' on page 5  
 '0316+413' on page 5  
 '0323+022' on page 5  
 '0323+022' on page 5  
 '0323+022' on page 5  
 '0323+022' on page 5  
 '0333+321' on page 5  
 '0333+321' on page 5  
 '0333+321' on page 5  
 '0333+321' on page 5  
 '0336-019' on page 6  
 '0336-019' on page 6  
 '0336-019' on page 6  
 '0336-019' on page 6  
 '0355+508' on page 6  
 '0355+508' on page 6  
 '0355+508' on page 6  
 '0355+508' on page 6  
 '0404+768' on page 6  
 '0404+768' on page 6  
 '0404+768' on page 6  
 '0404+768' on page 6  
 '0420-014' on page 6  
 '0420-014' on page 6  
 '0420-014' on page 6  
 '0420-014' on page 6  
 '0422+004' on page 6  
 '0422+004' on page 6  
 '0422+004' on page 6  
 '0422+004' on page 6  
 '0430+052' on page 6  
 '0430+052' on page 6  
 '0430+052' on page 6  
 '0430+052' on page 6  
 '0440-003' on page 6  
 '0440-003' on page 6  
 '0440-003' on page 6  
 '0440-003' on page 6  
 '0454-234' on page 6  
 '0454-234' on page 6  
 '0454-234' on page 6  
 '0454-234' on page 6  
 '0458-020' on page 6  
 '0458-020' on page 6  
 '0458-020' on page 6  
 '0458-020' on page 6  
 '0518+165' on page 7



'0518+165' on page 7	'0831+557' on page 9
'0518+165' on page 7	'0836+710' on page 9
'0521-365' on page 7	'0836+710' on page 9
'0521-365' on page 7	'0836+710' on page 9
'0521-365' on page 7	'0838+133' on page 9
'0528+134' on page 7	'0838+133' on page 9
'0528+134' on page 7	'0838+133' on page 9
'0528+134' on page 7	'0850+581' on page 9
'0528-250' on page 7	'0850+581' on page 9
'0528-250' on page 7	'0850+581' on page 9
'0528-250' on page 7	'0851+202' on page 9
'0538+498' on page 7	'0851+202' on page 9
'0538+498' on page 7	'0851+202' on page 9
'0538+498' on page 7	'0859+470' on page 9
'0552+398' on page 7	'0859+470' on page 9
'0552+398' on page 7	'0859+470' on page 9
'0552+398' on page 7	'0906+430' on page 9
'0605+480' on page 7	'0906+430' on page 9
'0605+480' on page 7	'0906+430' on page 9
'0605+480' on page 7	'0912+297' on page 9
'0605-085' on page 7	'0912+297' on page 9
'0605-085' on page 7	'0912+297' on page 9
'0605-085' on page 7	'0912+297' on page 9
'0607-157' on page 7	'0917+458' on page 10
'0607-157' on page 7	'0917+458' on page 10
'0607-157' on page 7	'0917+458' on page 10
'0607-157' on page 7	'0923+392' on page 10
'0710+439' on page 8	'0923+392' on page 10
'0710+439' on page 8	'0923+392' on page 10
'0710+439' on page 8	'0951+699' on page 10
'0711+356' on page 8	'0951+699' on page 10
'0711+356' on page 8	'0951+699' on page 10
'0711+356' on page 8	'0954+556' on page 10
'0716+714' on page 8	'0954+556' on page 10
'0716+714' on page 8	'0954+556' on page 10
'0716+714' on page 8	'0954+658' on page 10
'0723+679' on page 8	'0954+658' on page 10
'0723+679' on page 8	'0954+658' on page 10
'0723+679' on page 8	'0957+227' on page 10
'0735+178' on page 8	'0957+227' on page 10
'0735+178' on page 8	'0957+227' on page 10
'0735+178' on page 8	'1003+351' on page 10
'0754+100' on page 8	'1003+351' on page 10
'0754+100' on page 8	'1003+351' on page 10
'0754+100' on page 8	'1031+567' on page 10
'0804+499' on page 8	'1031+567' on page 10
'0804+499' on page 8	'1031+567' on page 10
'0804+499' on page 8	'1034-293' on page 10
'0808+019' on page 8	'1034-293' on page 10
'0808+019' on page 8	'1034-293' on page 10
'0808+019' on page 8	'1038+528' on page 10
'0809+483' on page 8	'1038+528' on page 10
'0809+483' on page 8	'1038+528' on page 10
'0809+483' on page 8	'1040+123' on page 10
'0814+425' on page 8	'1040+123' on page 10
'0814+425' on page 8	'1040+123' on page 10
'0814+425' on page 8	'1055+018' on page 10
'0818-128' on page 9	'1055+018' on page 10
'0818-128' on page 9	'1055+018' on page 10
'0818-128' on page 9	'1100+772' on page 10
'0829+046' on page 9	'1100+772' on page 10
'0829+046' on page 9	'1100+772' on page 10
'0829+046' on page 9	'1101+384' on page 11
'0831+557' on page 9	'1101+384' on page 11
'0831+557' on page 9	'1101+384' on page 11

'1127-145' on page 11	'1400+162' on page 13
'1127-145' on page 11	'1400+162' on page 13
'1127-145' on page 11	'1409+524' on page 13
'1133+704' on page 11	'1409+524' on page 13
'1133+704' on page 11	'1409+524' on page 13
'1133+704' on page 11	'1413+135' on page 13
'1137+660' on page 11	'1413+135' on page 13
'1137+660' on page 11	'1413+135' on page 13
'1137+660' on page 11	'1418+546' on page 13
'1147+245' on page 11	'1418+546' on page 13
'1147+245' on page 11	'1418+546' on page 13
'1147+245' on page 11	'1458+718' on page 13
'1148-001' on page 11	'1458+718' on page 13
'1148-001' on page 11	'1458+718' on page 13
'1148-001' on page 11	'1504-166' on page 13
'1156+295' on page 11	'1504-166' on page 13
'1156+295' on page 11	'1504-166' on page 13
'1156+295' on page 11	'1510-089' on page 13
'1157+732' on page 11	'1510-089' on page 13
'1157+732' on page 11	'1510-089' on page 13
'1157+732' on page 11	'1514+197' on page 13
'1215+303' on page 11	'1514+197' on page 13
'1215+303' on page 11	'1514+197' on page 13
'1215+303' on page 11	'1538+149' on page 14
'1217+023' on page 11	'1538+149' on page 14
'1217+023' on page 11	'1538+149' on page 14
'1217+023' on page 11	'1543+005' on page 14
'1219+285' on page 11	'1543+005' on page 14
'1219+285' on page 11	'1543+005' on page 14
'1219+285' on page 11	'1606+106' on page 14
'1222+216' on page 12	'1606+106' on page 14
'1222+216' on page 12	'1606+106' on page 14
'1222+216' on page 12	'1609+660' on page 14
'1225+206' on page 12	'1609+660' on page 14
'1225+206' on page 12	'1609+660' on page 14
'1225+206' on page 12	'1611+343' on page 14
'1226+023' on page 12	'1611+343' on page 14
'1226+023' on page 12	'1611+343' on page 14
'1226+023' on page 12	'1624+416' on page 14
'1253-055' on page 12	'1624+416' on page 14
'1253-055' on page 12	'1624+416' on page 14
'1253-055' on page 12	'1633+382' on page 14
'1254+476' on page 12	'1633+382' on page 14
'1254+476' on page 12	'1633+382' on page 14
'1254+476' on page 12	'1634+628' on page 14
'1307+121' on page 12	'1634+628' on page 14
'1307+121' on page 12	'1634+628' on page 14
'1307+121' on page 12	'1637+574' on page 14
'1308+326' on page 12	'1637+574' on page 14
'1308+326' on page 12	'1637+574' on page 14
'1308+326' on page 12	'1641+399' on page 14
'1328+307' on page 12	'1641+399' on page 14
'1328+307' on page 12	'1641+399' on page 14
'1328+307' on page 12	'1642+690' on page 14
'1335-127' on page 12	'1642+690' on page 14
'1335-127' on page 12	'1642+690' on page 14
'1335-127' on page 12	'1652+398' on page 15
'1354-152' on page 13	'1652+398' on page 15
'1354-152' on page 13	'1652+398' on page 15
'1354-152' on page 13	'1717+178' on page 15
'1358+624' on page 13	'1717+178' on page 15
'1358+624' on page 13	'1717+178' on page 15
'1358+624' on page 13	'1721+343' on page 15
'1400+162' on page 13	'1721+343' on page 15

'1721+343' on page 15	'2020+614' on page 17
'1727+502' on page 15	'2020+614' on page 17
'1727+502' on page 15	'2020+614' on page 17
'1727+502' on page 15	'2032+107' on page 17
'1730-130' on page 15	'2032+107' on page 17
'1730-130' on page 15	'2032+107' on page 17
'1730-130' on page 15	'2037+421' on page 17
'1741-038' on page 15	'2037+421' on page 17
'1741-038' on page 15	'2037+421' on page 17
'1741-038' on page 15	'2121+053' on page 17
'1749+096' on page 15	'2121+053' on page 17
'1749+096' on page 15	'2121+053' on page 17
'1749+096' on page 15	'2131-021' on page 17
'1749+701' on page 16	'2131-021' on page 17
'1749+701' on page 16	'2131-021' on page 17
'1749+701' on page 16	'2134+004' on page 18
'1803+784' on page 16	'2134+004' on page 18
'1803+784' on page 16	'2134+004' on page 18
'1803+784' on page 16	'2136+141' on page 18
'1807+698' on page 16	'2136+141' on page 18
'1807+698' on page 16	'2136+141' on page 18
'1807+698' on page 16	'2136+141' on page 18
'1807+698' on page 16	'2145+067' on page 18
'1817-162' on page 16	'2145+067' on page 18
'1817-162' on page 16	'2145+067' on page 18
'1817-162' on page 16	'2145+067' on page 18
'1823+568' on page 16	'2153+377' on page 18
'1823+568' on page 16	'2153+377' on page 18
'1823+568' on page 16	'2153+377' on page 18
'1823+568' on page 16	'2155-152' on page 18
'1828+487' on page 16	'2155-152' on page 18
'1828+487' on page 16	'2155-152' on page 18
'1828+487' on page 16	'2155-304' on page 18
'1842+455' on page 16	'2155-304' on page 18
'1842+455' on page 16	'2155-304' on page 18
'1842+455' on page 16	'2155-304' on page 18
'1842+455' on page 16	'2200+420' on page 18
'1845+797' on page 16	'2200+420' on page 18
'1845+797' on page 16	'2200+420' on page 18
'1845+797' on page 16	'2200+420' on page 18
'1845+797' on page 16	'2202+315' on page 18
'1901+319' on page 16	'2202+315' on page 18
'1901+319' on page 16	'2202+315' on page 18
'1901+319' on page 16	'2202+315' on page 18
'1921-293' on page 16	'2223-052' on page 19
'1921-293' on page 16	'2223-052' on page 19
'1921-293' on page 16	'2223-052' on page 19
'1921-293' on page 16	'2229+391' on page 19
'1928+738' on page 16	'2229+391' on page 19
'1928+738' on page 16	'2229+391' on page 19
'1928+738' on page 16	'2229+391' on page 19
'1928+738' on page 16	'2230+114' on page 19
'1939+605' on page 17	'2230+114' on page 19
'1939+605' on page 17	'2230+114' on page 19
'1939+605' on page 17	'2230+114' on page 19
'1939+605' on page 17	'2243+394' on page 19
'1951+498' on page 17	'2243+394' on page 19
'1951+498' on page 17	'2243+394' on page 19
'1951+498' on page 17	'2243+394' on page 19
'1951+498' on page 17	'2251+158' on page 19
'1954+513' on page 17	'2251+158' on page 19
'1954+513' on page 17	'2251+158' on page 19
'1954+513' on page 17	'2251+158' on page 19
'1954+513' on page 17	'2254+074' on page 19
'2005+403' on page 17	'2254+074' on page 19
'2005+403' on page 17	'2254+074' on page 19
'2005+403' on page 17	'2254+074' on page 19
'2005+403' on page 17	'2254+074' on page 19
'2007+777' on page 17	'2335+031' on page 19
'2007+777' on page 17	'2335+031' on page 19
'2007+777' on page 17	'2335+031' on page 19
'2007+777' on page 17	'2335+031' on page 19
'2014+370' on page 17	'2345-167' on page 19
'2014+370' on page 17	'2345-167' on page 19
'2014+370' on page 17	'2345-167' on page 19
'2014+370' on page 17	'2345-167' on page 19
'2014+370' on page 17	'2351+456' on page 19

'2351+456' on page 19  
'2351+456' on page 19  
'PKS 0219+428' on page 20  
'3C 66A' on page 20  
'AO 0235+164' on page 20  
'S5 0716+714' on page 20  
'PKS 0735+178' on page 20  
'2352+495' on page 21  
'2352+495' on page 21  
'2352+495' on page 21  
'2356+196' on page 21  
'2356+196' on page 21  
'2356+196' on page 21  
'PKS 0754+100' on page 21  
'PKS 0851+202' on page 21  
'OJ 287' on page 21  
'PKS 1219+285' on page 21  
'PKS 1226+023' on page 21  
'3C 273' on page 21  
'PKS 1253-055' on page 21  
'3C 279' on page 21  
'PKS 2155-304' on page 21  
'PKS 2200+420' on page 21  
'1217+023' on page 22  
'1226+023' on page 22  
'3C 273' on page 22  
'0454-234' on page 22  
'1641+399' on page 22