

## Experimental Evidence of Black Holes

---

**Andreas Müller\***

*Max-Planck-Institut für extraterrestrische Physik, p.o. box 1312, D-85741 Garching, Germany*

*E-mail: amueller@mpe.mpg.de*

Classical black holes are solutions of the field equations of General Relativity. Many astronomical observations suggest that black holes really exist in nature. However, an unambiguous proof for their existence is still lacking. Neither event horizon nor intrinsic curvature singularity have been observed by means of astronomical techniques.

This paper introduces to particular features of black holes. Then, we give a synopsis on current astronomical techniques to detect black holes. Further methods are outlined that will become important in the near future. For the first time, the zoo of black hole detection techniques is completely presented and classified into kinematical, spectro-relativistic, accretive, eruptive, obscurative, aberrative, temporal, and gravitational-wave induced verification methods. Principal and technical obstacles avoid undoubtedly proving black hole existence. We critically discuss alternatives to the black hole. However, classical rotating Kerr black holes are still the best theoretical model to explain astronomical observations.

*School on Particle Physics, Gravity and Cosmology*

*21 August - 2 September 2006*

*Dubrovnik, Croatia*

---

\*Speaker.

## 1. Introduction

Black holes (BHs) are the most compact objects known in the Universe. They are the most efficient gravitational lens, a lens that captures even light. Albert Einstein's General Relativity (GR) is a powerful theory to describe BHs mathematically. It is a theory that describes Gravity as curved space–time. In a sense, Gravity is not a force but a geometric feature of a deformable 4D continuum. According to this picture, BHs are an extreme form of curved space–time containing a curvature singularity that swallows matter and light.

Astonishingly, at the advent of GR in 1916 the first solution of Einstein's complicated field equation was found in the same year. This (external) Schwarzschild solution [120] describes the simplest BH type mathematically. However, the notion *black hole* was coined significantly later, in 1967 by the relativist John Archibald Wheeler.

It soon became clear that nature may allow for the existence of these mysterious objects. In the classical GR collapse of massive stars nothing can stop gravitational pressure so that a BH forms. This picture was essentially pushed forward by the work of Julius Robert Oppenheimer and Hartland Snyder in 1939 [105]. The result of these developments is the first BH mass family: **stellar–mass BHs**.

In the Sixties the understanding of active galactic nuclei (AGN) like quasars and radio galaxies delivered another piece to the BH puzzle [137, 116, 80, 81]. The extreme quasar luminosities of  $10^{47}$  erg/s  $\sim 10^{14}L_{\odot}^1$  could be explained by BHs that swallow matter. Accretion turned out to be the most efficient process to produce radiation in the whole range of electromagnetic emission. However, estimates with the Eddington relation [38] pointed to BHs in the centers of galaxies that are significantly more massive than the first family. This second mass family is called **supermassive black holes** (SMBHs). Paradoxically, the darkest object in the Universe produces the most powerful source of luminosity. Of course, this mechanism works outside the event horizon that marks the ultimate blackness. Nowadays, astrophysicists are convinced that stellar–mass BHs play the key role in black hole X–ray binaries (BHXBs) such as microquasars, in gamma–ray bursts (GRBs), and maybe also in ultra–luminous X–ray sources (ULXs) [43, 31]. Recently, it has been shown that the timescale of X–ray variations from stellar and supermassive BHs are in fact physically linked if one corrects for the accretion rate [88]. The same physics is at work.

The giant SMBHs are supposed to inhabit almost any center of galaxies causing an active quasars–like phase in an earlier state of the galaxy evolution. Local galaxies contain non–active or dormant SMBHs.

Currently, there is an active debate on the cosmological role of BHs. In hierarchical galaxy formation scenarios it is possible to explain luminous quasars at cosmological redshift  $z \sim 6$  [133]. SMBHs are formed on cosmological timescales from seed BHs with several hundred solar masses. Probably, these seeds originated from the first population of very massive stars. The initial BHs grew by merging and accretion to form the nearby SMBHs. In the same scenarios it is possible to explain the spin–up of BHs in this context of BH growth. The spin distribution is dominated by rapidly spinning BHs – essentially by gas accretion. Maximally spinning BHs are the result of thin disk accretion but similarly for thick disk accretion about 4/5 have very high spins,  $a \sim 0.8 M$  [134].

---

<sup>1</sup> $L_{\odot} \simeq 3.85 \times 10^{33}$  erg/s

Another interesting finding is the so-called luminosity—dependent density evolution. Data from ROSAT, XMM–Newton, and Chandra surveys have been collected together to provide huge samples with  $\sim 1000$  AGN [62]. Based on these data it could be shown that the number density of high-luminosity AGN ('quasars') peaks at significantly lower cosmological redshift than for low-luminosity AGN ('Seyfert galaxies'). This anti-hierarchical growth can be explained theoretically [91].

Currently, astronomers use multi-wavelength surveys to collect a huge amount of observational data. The analysis reveals interesting connections between galaxy and central SMBH. There seems to be a cosmological link between the two that points towards co-evolution scenarios.

A thorough introduction to BH physics and BH phenomenology has been given by Jorge Zanelli and Neven Bilić at this school, see [16] and references therein. Another review can be found in [100]<sup>2</sup>

This contribution is devoted to experimental techniques in astronomy that are used to detect cosmic BHs. After an introduction into BH features a complete presentation and classification of detection methods is given. We have a closer look at BH spin measurements. Finally, we critically discuss the question what we observe: What are the astronomical facts? What are possible alternatives to the classical BH solutions?

## 2. Black hole features

In the present paper, the treatment is restricted to classical BHs i.e. the (external) Schwarzschild solution [120] and the Kerr solution [68]. Essentially, this is justified by two reasons: first, space-time rotation is a crucial ingredient for BH astrophysics e.g. in the view of paradigms for relativistic jets launching in AGN [17] and GRBs [92, 93]. There is still no rotating BH alternative available to date that could replace a classical Kerr BH. Second, the regime of classical GR is supposed to be a good choice in some distance to a BH candidate. Deviations from GR solutions due to quantum gravity effects are expected to emerge at length scales that are comparable to the Schwarzschild radius or even smaller. This is currently 'out of astronomical range'. The regime of strong gravity has already clear signatures starting at some distance to the horizon and getting stronger as approaching the hole. As suggested by relativistic emission line diagnostics this critical distance amounts to several tens gravitational radii [99]. Hence, the restriction to classical GR BH solutions is sufficient.

The natural length scale of GR is the gravitational radius defined by  $r_g = GM/c^2$  with Newton's constant  $G$  and vacuum speed of light  $c$ . For one solar mass,  $M = M_\odot = 1.989 \times 10^{33}$  g, the Schwarzschild radius amounts to  $R_S \simeq 3$  km. In theory, it is convenient to use geometrized units  $G = c = 1$  so that length is measured in units of mass  $M$  [97]. We measure BH rotation in terms of the specific angular momentum (*Kerr parameter*) that holds  $a = J/M = GM/c$  [32]. At first glance, the Kerr parameter can take any value between  $-M$  and  $+M$  but the cases  $a = \pm M$  develop a naked singularity that is forbidden [108]. Accretion theory favours a limit of  $|a|_{\max} = 0.998M$  [127].

To prepare to detection techniques for BHs, we first arrange the properties of these objects in the next two subsections.

<sup>2</sup>Download at [http://www.mpe.mpg.de/~amueller/downloads/PhD/PhD\\_AMueller.pdf](http://www.mpe.mpg.de/~amueller/downloads/PhD/PhD_AMueller.pdf)

## 2.1 Blackness

The blackness of BHs is a result of strongly curved space–time forcing light rays (null geodesics) to bend back to the gravitational source. This is a consequence of their compactness. A suitable parameter to measure compactness of a stellar body with mass  $M_*$  and radius  $r_*$  is the dimensionless quantity [100]

$$C \equiv GM_*/(c^2 r_*), \quad (2.1)$$

which is denoted *compactness parameter* hereafter.

$C$  varies between zero and unity where a value close to unity signals an extremely compact object. Let us look at some examples: White dwarfs at the Chandrasekhar limit may satisfy  $C_{\text{WD}} \simeq 0.0004$ , neutron stars hold  $C_{\text{NS}} \simeq 0.16$ , quark stars may have  $C_{\text{QS}} \simeq 0.37$ , Schwarzschild BHs<sup>3</sup> hold  $C_{\text{SBH}} = 1/2$  and extreme Kerr BHs satisfy  $C_{\text{KBH}} = 1$ . Therefore, BHs rotating at their limit<sup>4</sup> represent the most compact objects in the Universe.

In the framework of classical GR a point mass is described by the (external) Schwarzschild solution. Schwarzschild BHs represent a one–parameter family in GR. The static Schwarzschild space–time is fully described by the mass parameter  $M$ .

GR tells us that mass causes gravitational redshift effects i.e. the strong pull of gravity shifts radiation emitted near masses towards the red spectral range and the intensity is reduced, too. This is mathematically described by a general relativistic Doppler factor or  $g$ –factor for short hereafter [99]. The  $g$ –factor is a measure for both, energy shift of emission and suppression or enhancement of intensity as compared to the emitter’s rest frame.  $g$  is generally a function of the velocity field of the emitter (as measured in a suitable observer’s frame e.g. the zero angular momentum observer, ZAMO), the curved space–time (represented by metric coefficients), and constants of motion of the photon as discovered in [26]. One important metric coefficient is the redshift or lapse function  $\alpha$  that measures the amount of gravitational redshift of photons and time dilation. It holds for static BHs

$$\alpha_{\text{S}} = \sqrt{1 - \frac{2M}{r}}, \quad (2.2)$$

and is known as *Schwarzschild factor*. In a good approximation, any slowly rotating mass may be described by this factor.

In contrast, Kerr BHs belong to a two–parameter family described by two physical quantities, mass  $M$ , and specific angular momentum  $a$  [11]. In Boyer–Lindquist form [23], a Kerr black hole is given by the line element<sup>5</sup>

$$ds^2 = -\alpha^2 dt^2 + \tilde{\omega}^2 (d\phi - \omega dt)^2 + \rho^2/\Delta dr^2 + \rho^2 d\theta^2, \quad (2.3)$$

where expression (2.2) can be generalized to be the lapse for rotating BHs

$$\alpha = \frac{\rho\sqrt{\Delta}}{\Sigma}. \quad (2.4)$$

<sup>3</sup>Here, the event horizon radius is assumed to be the ‘surface’ of a BH.

<sup>4</sup> $a = M$  is assumed here for simplicity but the exact value of the maximum angular momentum of BHs is still under debate. Usually, one assumes Thorne’s limit  $a \simeq 0.998M$  [127], see however [8, 121] for alternatives.

<sup>5</sup>The signature of the metric is  $(-+++)$  throughout the paper.

Other metric functions satisfy

$$\Delta = r^2 - 2Mr + a^2, \quad (2.5)$$

$$\rho^2 = r^2 + a^2 \cos^2 \theta, \quad (2.6)$$

$$\Sigma^2 = (r^2 + a^2)^2 - a^2 \Delta \sin^2 \theta, \quad (2.7)$$

$$\omega = 2aMr/\Sigma^2, \quad (2.8)$$

$$\tilde{\omega} = \Sigma \sin \theta / \rho. \quad (2.9)$$

Per definition, any classical BH horizon satisfies  $\Delta = 0$  and consequently  $\alpha_S = \alpha = 0$ . Since  $g \propto \alpha$ , the redshift influences *any emission* of electromagnetic radiation in the vicinity of a BH. Observed intensity of radiation satisfies  $F_V^{\text{obs}} \propto g^3$  so that spectral flux is strongly reduced as the emitter approaches to the event horizon. The consequence is the main BH feature: *darkness* and even *blackness* at the event horizon. For static Schwarzschild BHs,  $a = 0$ , there is only one horizon that is located at the Schwarzschild radius,  $R_S = 2M$ . For rotating Kerr BHs there are in fact two horizons that hold

$$r_{\text{H}}^{\pm} = M \pm \sqrt{M^2 - a^2}, \quad (2.10)$$

where  $r_{\text{H}}^+$  denotes the outer horizon and  $r_{\text{H}}^-$  the inner horizon. The inner or Cauchy horizon can only be intersected once i.e. it is a one-way ticket to the curvature singularity. Following the cosmic censorship conjecture by Roger Penrose the intrinsic 'true' singularity is hidden by these horizons [108].

We conclude that the essential BH indicator is darkness as a result from gravitational redshift. Hence, astronomers seek for 'black spots' (BS) in the sky especially at positions where BH candidates are supposed to be e.g. in X-ray binaries (XRBs), gamma-ray burst remnants (GRBRs), possibly in centres of globular clusters and confidently in centres of galaxies. The technical challenge is to resolve these tiny spots. The apparent size  $\theta_{\text{BH}}$  of the next SMBH in the centre of the Milky Way can be found on the micro-arcsecond ( $\mu\text{as}$ ) scale! We provide a useful equation to compute this immediately from BH mass  $M$  and BH distance  $d$ :

$$\begin{aligned} \theta_{\text{BH}} &= 2 \arctan(R_S/d) \\ &\simeq 2R_S/d \\ &\simeq 39.4 \times \left( \frac{M}{10^6 M_{\odot}} \right) \times \left( \frac{1 \text{ kpc}}{d} \right) \mu\text{as}. \end{aligned} \quad (2.11)$$

The values are adapted to SMBHs that have typical masses that range from million to billion solar masses and typical distances from several kpc to Mpc<sup>6</sup>. It is sufficient to consider only the first order term of the arctan expansion since  $R_S/d \ll 1$  for cosmic BH candidates.

## 2.2 Rotating space-time

Kerr BHs reveal a speciality that lacks in case of Schwarzschild BHs: rotation of space-time. The spin of Kerr BHs forces anything to co-rotate: matter, light, close observers, because

<sup>6</sup>1 pc = 3.26 lightyears  $\simeq 3.1 \times 10^{18}$  cm

space itself rotates. The forcing property is called *frame-dragging*. The frame-dragging frequency already introduced as  $\omega$  in Eq. (2.8), parameterizes the rotation of space as viewed from infinity. Approaching the Kerr BH, the 'spin of space' steeply increases,  $\omega \propto r^{-3}$ . It is important to note that Schwarzschild BHs force anything *not* to rotate,  $\omega = 0$ , a feature that may be entitled as *anti-frame-dragging*.

Kerr BHs are endowed with a zone where the rotation of space-time becomes extraordinarily strong. It called the ergoregion that is oblate. The outer edge of the ergoregion, the ergosphere, can be computed according to  $g_{tt} = 0$  and we find

$$r_{\text{erg}}(\vartheta) = M + \sqrt{M^2 - a^2 \cos^2 \vartheta}. \quad (2.12)$$

The metric coefficient flips sign at this radius: it is negative for  $r > r_{\text{erg}}$  and positive for  $r < r_{\text{erg}}$ . In the equatorial plane,  $\vartheta = \pi/2$ , the ergosphere lies at the Schwarzschild radius – independent of BH spin. However, for lower poloidal angles the ergosphere approaches the BH horizon and coincides with it at the poles,  $\vartheta = 0$ .

Frame-dragging can be nicely interpreted by an analogue to electromagnetism, called gravitomagnetism [128]. From this view, a Kerr BH interacts by gravitoelectric and gravitomagnetic forces with its surroundings. Gravitoelectric forces are just ordinary gravitational forces attracting test bodies. But the interpretation of gravitomagnetic forces is more complicated: One relevant phenomenon associated with gravitomagnetic forces is the Lense-Thirring effect. It simply states that two gyroscopes interact by exchanging gravitomagnetic forces. One realisation of two gyroscopes is a rotating BH surrounded by a rotating accretion disk. In this case the Kerr BH pushes the rotating accretion disk into the equatorial plane by means of gravitomagnetic forces [12]. The transition region can be found at  $10^2$  to  $10^4$  gravitational radii. The accretion disk whobbles around the BH. Hence, hot disk radiation that is detected in the X-ray range might be variable and show quasi-periodic features in the power density spectra that are dominated by the Lense-Thirring frequency [130].

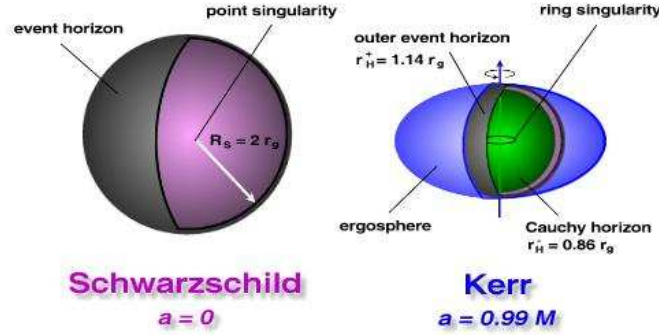
BH rotation is important: Rapidly rotating space-time plus magnetic fields are the main ingredients to drive relativistic jets magnetohydrodynamically. Recently, numerical non-radiative general relativistic magnetohydrodynamics (GRMHD) simulations have shown that Kerr BHs rotating near their limit are efficient rotators to spin-up magnetic field lines and drive Poynting fluxes [70, 77, 89]. Schwarzschild BHs are not sufficient to explain the observed relativistic jets of AGN and GRBs.

Finally, Fig. 1 gives a comparison on BHs and compares static (*left*) with rotating BHs (*right*). We stress that this is just a 'structural view' showing the main BH features. But it is *not* an invariant view because it is based on the radii of a specific coordinate system. A better and invariant view onto BHs is possible by using curvature invariants such as the Kretschmann scalar [64] – however, this is not that intuitive.

We summarize this section that blackness and rotating space-time are the two observable properties of classical black holes.

### 3. Black hole detection methods

How can one detect a cosmic BH? In principle, one can distinguish direct and indirect meth-



**Figure 1:** Architecture of static Schwarzschild (*left*) and rotating Kerr BHs (*right*). We assume the same mass. One immediately notices that Kerr BHs are more compact than Schwarzschild BHs.

ods. Direct evidences for cosmic BHs means that an astronomer has to prove the key features of a classical black hole by observations: the event horizon and the curvature singularity. Due to the cosmic censorship conjecture by Roger Penrose [108] BH intrinsic singularities are hidden by an event horizon. Therefore, a proof of the curvature singularity seems to be impossible. The proof of an event horizon means to show strong evidence for a zero-emission region because at event horizons the general relativistic Doppler factor vanishes exactly,  $g = 0$ , due to zero redshift (or lapse)  $\alpha = 0$ . On one hand, this is certainly difficult because any astronomical brightness measurements involve error bars so that only a  $g \approx 0$ -statement could be made at best. On the other hand, Hawking has demonstrated that in a semi-classical quantum gravity description (quantized fields on a GR background metric) black hole event horizons radiate [63]. Based on these arguments, it seems *principally* impossible to prove direct evidence for cosmic BHs by means of electromagnetic radiation. We feel that the only possibility for direct methods consists in clear signatures of *gravitational waves* as pointed out recently [1, 14].

Hence, the diversity of current methods could be summarized as indirect methods. Astronomers measure the amount of mass and the associated volume. From density arguments one may arrive at the plausible conclusion that nothing else can fit but a BH. Of course, astronomers have to test thoroughly if alternative scenarios may fit such as compact stellar clusters or other types of compact objects, e.g. neutron stars, boson stars, or fermion balls etc. If not, a good BH candidate is detected.

In the following, we present different methods that are in use by astronomers. But we also go beyond practice and show further methods that might be applied in the near future. All these methods are classified by a suitable label.

### 3.1 Kinematical methods

Kinematical methods to detect black holes are widely-used and very successful. The simple idea is that moving objects that feel the deep gravitational potential of the black hole serve as tracers to derive properties of the black hole i.e. mass and spin. Hence, it is an *indirect* method because the observer does not care about the black hole itself, but about the tracer. In practise

suitable tracers are luminous stars, gas or flaring objects. Any test body that is luminous enough to be detected on Earth can in principle serve as dynamical tracer. Typically the tracer surrounds the BH on Keplerian orbits. In that case, the tracking time scale is determined by the Keplerian time scale at given radius.

**Pioneering work** The first BH was detected by the Canadian astronomer Tom Bolton in 1971 [22]. He studied the X-ray binary system Cygnus X-1. Bolton was able to measure the radial velocities of the giant O-star HDE 226868. Therefore, he determined the mass function by a kinematical method. The compact companion was favoured to be a stellar BH because alternatives such as a white dwarf or a neutron star were ruled out. Today, the BH in Cygnus X-1 amounts to  $\sim 10M_{\odot}$  and HDE 226868 has  $\sim 18M_{\odot}$ . The orbital period amounts to 5.6 days. This is the first historical BH verification.

**Single stellar orbits** Another example is the compact radio source Sgr A\* that is associated with the SMBH in the Galactic Centre (GC). Unfortunately, the view is obscured in the optical waveband so that astronomers have to use radio waves, near-infrared (NIR) radiation or X-rays to look into the centre of the Milky Way. The first infrared group started in 1992 to monitor gas and motions of stars around the GC BH [36, 37]. Essentially, these results are confirmed by another group [54, 55]. Proper motion and radial velocity measurements reveal Keplerian orbits of the S-stars allowing to determine a periastron distance of 16 light hours for the star S2. Fig. 2 shows nicely the Kepler ellipses of this innermost star and other S-stars. From this the distance of the Galactic Centre is updated to be  $R_0 = 7.62 \pm 0.32$  kpc. From Kepler's third law a central mass of  $(3.61 \pm 0.32) \times 10^6 M_{\odot}$  is deduced [40, 106].

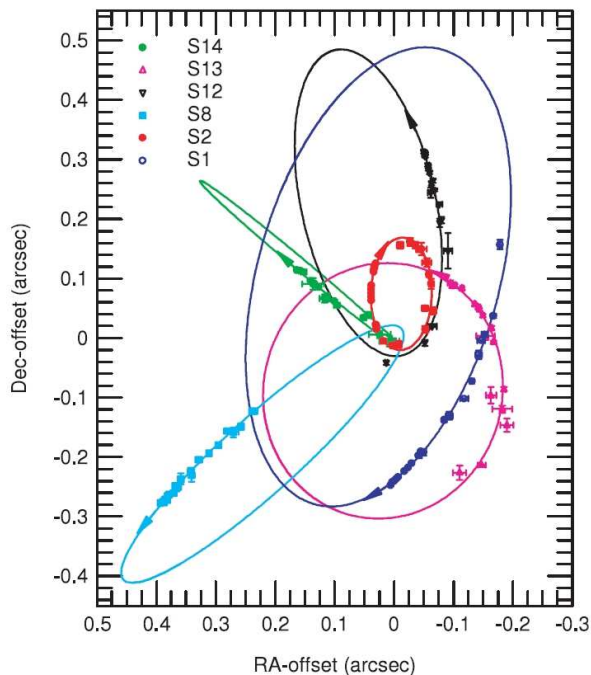
This compact and dark mass is very likely a SMBH because any other alternatives such as compact star clusters, boson stars, or fermion balls are ruled out [51, 117]. Stars orbiting SMBHs are thereby suitable tracers to determine BH features. Astronomers plan follow-up projects to approach the BH in our Galaxy and to probe GR effects (see Sec. 3.6) However, in theoretical units the star S2 is still far away from the BH because the periastron distance amounts  $\approx 1600 R_S$ . This is rather the asymptotical flat region of space-time,  $\alpha_S(r = 1600 R_S) \simeq 0.9997$ . Strong gravity effects become important at a few tens Schwarzschild radii as proposed by relativistic emission line diagnostics [99].

**M- $\sigma$  relation** But not only single stars are suited. Ensembles of stars that follow their orbits in groups can also be used e.g. if the resolution is not sufficient enough to detect single stars. This situation is typical for distant galaxies. Slit spectroscopy of galactic nuclei is a valuable tool to analyse stellar velocity dispersion profiles. The study of galaxy samples shows evidence for a strong correlation between mass of the central BH,  $M$ , and the stellar velocity dispersion,  $\sigma$ , the prominent M- $\sigma$  relation [50]. Plotted as log-linear relation

$$\log(M/M_{\odot}) = \alpha + \beta \log(\sigma/\sigma_0), \quad (3.1)$$

with a suited reference value chosen to  $\sigma_0 = 200$  km/s this correlation can be fitted to galaxy samples. Recent results fit the slope to  $\beta = 4.0 \pm 0.3$  [129]. This value undershoots significantly first fits of  $\beta = 5.27 \pm 0.4$  [47] and overshoots another one  $\beta = 3.75 \pm 0.3$  [50]. Previously, another relation was found that links BH mass and bulge mass [83]. Both correlations hint for a physical





**Figure 2:** Observed orbital shapes of six S-stars orbiting the Galactic Centre SMBH as projected to the sky. The image is based on NIR observations taken from [40].

connection between stars from the galactic bulge and the central BH. There is a controversial debate if Seyferts and quasars follow the same  $M$ - $M_{\text{bulge}}$  relation [90] or not [135].

The  $M$ - $\sigma$  relation is also theoretically understood [59, 2]. However, very recent results from M31 (including Milky Way and M32) state that the  $M$ - $\sigma$  relation has significant intrinsic scatter – at least at low BH masses [13]. The redshift evolution of the  $M$ - $\sigma$  relation was probed by using quasars [122]. Whereas faint normal galaxies drop out of observability, these luminous AGN can still be detected at high cosmological redshifts. BH masses are measured from continuum luminosities and width of  $H\beta$  lines. Narrow [OIII] line widths serve as tracers to determine the velocity dispersions. Out to  $z \simeq 3$  the  $M$ - $\sigma$  relation is still complied. However, at very high redshifts, there are observational hints that the strong correlation,  $M \propto \sigma^4$ , breaks down. Recently, it was suggested to use a curved  $M$ - $\sigma$  relation [136].

**Reverberation mapping** Another kinematical verification method of black holes involves the emission of gas. It is called reverberation mapping technique. The broad line regions (BLRs) are supposed to be luminous matter clouds almost consisting of hydrogen that surrounds a galactic core. Due to their fast motion emission lines are significantly broadened by the Doppler effect. Therefore, the line width is a measure for the velocity of the BLRs,  $\sigma$ . Another essential parameter involved in reverberation mapping is the distance of the BLRs to the centre of that galaxy,  $r$ . This is determined by comparing primary emission from the galactic core (continuum radiation) with secondary emission from the BLRs (emission lines) which is nothing else than the response of the

core radiation. From the Virial theorem the central mass is deduced to be

$$M \approx r\sigma^2/G. \quad (3.2)$$

Today, astronomers are convinced that in nearly any center of a galaxy there is a SMBH. An active i.e. accreting SMBH thereby causes the enormous AGN luminosity. In the local Universe the SMBHs in galaxies are dormant and inactive e.g. Sgr A\* or M31\*. But if there are luminous orbiting clouds available such as BLRs (especially for AGN type-1 i.e. AGN that allow observers to look into the core), then there is good chance to measure the BH mass.

**Maser emission** The next kinematical method that is based on gas motion involves maser line emission. Water masers can be found in the molecular torus located at the pc scale of a galaxy. This coherent microwave emission from Keplerian rotating gas orbiting the SMBH can be used to measure the central mass. In case of NGC 4258, the BH mass could be determined to  $3.6 \times 10^7 M_\odot$  within 0.13 pc [111] and in case NGC 3079 astronomers found  $2 \times 10^6 M_\odot$  enclosed within 0.4 pc [73].

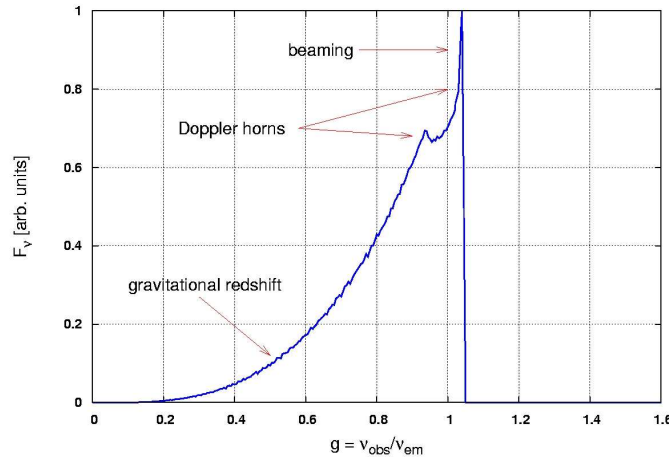
**Kinematical BH spin measurements** It is challenging to determine whether or not a BH rotates by using kinematical techniques. In most cases indicators are too far away from the BH. Due to  $\omega \propto r^{-3}$  behaviour, rotation of space-time is extraordinarily strong only at a few gravitational radii distance to the BH.

**Quasi-periodic flare emission** close to the GC BH has been observed in NIR and in X-rays: The NIR flare exhibits a quasi-periodicity of  $\sim 17$  min that is interpreted as relativistically modulated emission of circulating gas. Assuming that the flare emitter moves at the last stable Keplerian circular orbit (= innermost stable circular orbit, ISCO) the observed period matches to a Kerr parameter for the GC BH to be  $a \simeq 0.52 \pm 0.26$  [52]. The power density spectra of the X-ray flares observed at the GC BH revealed distinct peaks yielding periods of  $\sim 100$  s, 219 s, 700 s, 1150 s, and 2250 s. A comparison with characteristic frequencies associated with accretion disks i.e. Lense-Thirring precession, Keplerian orbital, vertical, and radial epicyclic frequency, match to a BH satisfying  $M = 2.72 \times 10^6 M_\odot$  and  $a = 0.9939M$  [7]. The nature of the flare emitters – possibly linked to accretion flow or orbiting stars – is still unknown.

### 3.2 Spectro-relativistic methods

In general, the notion spectro-relativistic refers to relativistic effects in observed spectra that can be used to determine BH properties. The condition for this idea to work is of course that the emitter has to be sufficiently close to the BH.

**Fe K lines** Let us assume a very sharp line profile in the rest frame of the emitter e.g. an accretion disk. Further, this disk rotates around a BH and extends down to the ISCO i.e. only a few gravitational radii away from the event horizon. An astronomical observer in a distant laboratory frame would observe a line profile that is very different from that in the rest frame because the line photons are subject to a number of physical effects that happen on their way to the observer. First, the Doppler effect produces a Doppler redshift at the part that is receding and a Doppler blueshift at the part of the disk that is approaching to the observer. The result is a broadened line maybe with two

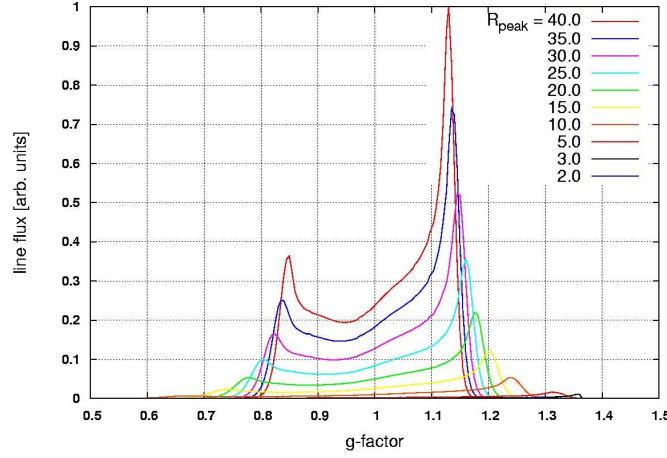


**Figure 3:** Prototype of an observed relativistic emission line profile that is emitted from a thin accretion disk around a Kerr BH with  $a/M = 0.998$ . The disk extends from 1.24 (ISCO) to 100 gravitational radii and is inclined to  $30^\circ$  (typical value for AGN type–1). The radial disk emissivity profile obeys  $\epsilon(r) \propto r^{-3}$ . The line profile is subject of three effects: The Doppler effect due to rotation of the disk causes two horns; special relativistic beaming intensifies the blue line wing, and gravitational redshift smears out the whole line profile and produces an extended red line wing.

Doppler peaks if the disk is sufficiently inclined towards the observer (longitudinal Doppler effect). This already happens in Newtonian physics. Second, for intermediate to large inclinations there is a special relativistic beaming effect at work. The Keplerian velocities are indeed comparable to the speed of light so that radiation is bent towards the observer. Therefore, the observed radiation intensity is amplified as compared to the rest frame. Third, the BH captures line photons by strong space–time curvature. This gravitational redshift effect is two–fold as described in Sec. 2.1: the observed photon energy is redshifted relative to the rest frame energy and the spectral line flux is lower in the observer’s frame. All these three effects produce an asymmetric and skewed relativistic emission line profile that is shown in Fig. 3. X–ray astronomers often observe such kind of profiles as iron K fluorescent lines [44]. They are part of the so–called ‘reflection bump’ in X–ray spectra that occurs around several tens of keV. This bump is the response of the ionized accretion disk when hit by hard X–ray radiation e.g. from the primary Compton continuum. The most prominent iron fluorescent line is the neutral Fe  $K\alpha$  line that has a rest frame line energy of 6.4 keV. In 1995, the first relativistically broadened iron K profile has been observed in the Seyfert–1 galaxy MCG–6–30–15 with the Japanese X–ray observatory ASCA [126]. It was found that even a Kerr BH would be consistent with these observations.

Meanwhile, many examples are observed that exhibit this kind of relativistic iron lines. This includes quasars [96, 112] and stellar–mass BHs (see [95] for a recent review).

In principle, gravitational redshift is a long–ranging effect that extends to infinity. However, the effect decreases steeply with distance and is hard to detect in some distance to the mass or BH. In a recent theoretical study it was possible to show that gravitational redshift can be probed out to several 10000 gravitational radii distance to the BH in AGN if sufficient spectral resolution

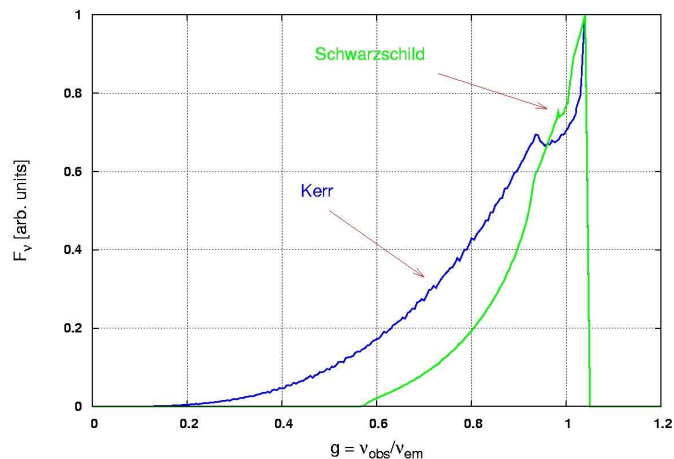


**Figure 4:** Relativistic emission line profiles from rings in Keplerian rotation around a Kerr BH obeying  $a/M = 0.998$ . The rings are approximately one gravitational radius narrow and inclined to  $75^\circ$ . A Gaussian emissivity profile was chosen to mimic luminous rings (see [99] for details). The  $g$ -factor is just the full GR Doppler factor that is defined by  $g = v_{\text{obs}}/v_{\text{em}}$  with radiation frequency in the observer’s frame  $v_{\text{obs}}$  and emitter’s frame  $v_{\text{em}}$ .  $R_{\text{peak}}$  is the ring radius with maximum emission and the only variable quantity in this study. The emission line profiles become broader and fainter as the rings move towards the BH.

with modern telescopes is imposed [101]. Indeed, this is feasible today and was demonstrated for the Narrow-Line Seyfert-1 galaxy Mrk 110 in the optical [71] and in X-rays [21]. This offers a new detection method for BHs to derive masses with multi-wavelength data. All gravitationally redshifted features should point towards the same mass. Fig. 4 is based on ray tracing simulation in the Kerr geometry and shows how the line profile develops when approaching the BH [101]. Essentially, the BH space-time induces a relativistic line broadening and a line suppression in the vicinity of the BH.

Relativistic emission line profiles also indicate BH spin. The basic idea is the following: It is known from accretion theory that standard disks extend down to the ISCO [123]. The ISCO depends on BH spin and is closer to the event horizon for rapidly spinning Kerr BHs,  $r_{\text{ISCO}}(a = M) = 1 r_g$ , as compared to Schwarzschild BHs,  $r_{\text{ISCO}}(a = 0) = 6 r_g$ . As a consequence the line emission comes from regions that are deeper in the gravitational potential if the BH rotates. Therefore, the line profiles from the vicinity of Kerr BHs are more influenced by gravitational redshift. This is documented in Fig. 5 where a profile from a Kerr BH is compared to that of a Schwarzschild BH and the inner disk edge couples to the ISCO in each case (all other line parameters are the same). As expected, the line shape is broader and exhibits an extended broad red wing for the Kerr BH whereas the line shape around the Schwarzschild BH is narrow. The red wing serves as a tracer for the inner disk edge and (due to the imposed coupling) for BH spin.

However, this idea is plagued by the fact that real accretion disks may *not* extend down to the ISCO. Radiative cooling might cause disk truncation and produce a narrow profile even though the BH rotates [99]. In any case, an observed broad profile strongly favours a Kerr BH. But the often imposed coupling of ISCO and Kerr parameter should be handled with care.



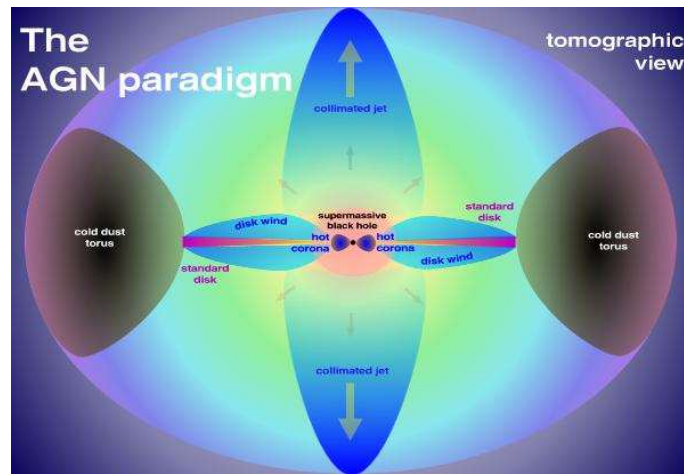
**Figure 5:** Direct comparison of observed relativistic emission line profiles around a Kerr ( $a/M = 0.998$ , blue) and a Schwarzschild BH ( $a/M = 0$ , green). The inner disk edge is identical to the ISCO in each case i.e.  $r_{\text{in}} = 1.24r_g$  (Kerr) and  $r_{\text{in}} = 6.0r_g$  (Schwarzschild). All other parameters are the same in both cases such as disk inclination angle  $i = 30^\circ$ , disk outer edge  $r_{\text{out}} = 100.0r_g$  and single power law emissivity  $\varepsilon(r) \propto r^{-3}$ . The velocity field of the emitting disk is Keplerian.

**Multitemperature blackbody spectrum** The rest frame spectrum that is emitted near the BH could be of other kind, too. Thin accretion disks are known to have a temperature profile and a temperature maximum close to the inner disk edge [123]. Let us divide the disk into rings each with a specific temperature. Then, the resulting disk blackbody spectrum is built-up by the blackbody of each ring. This spectrum is called multitemperature blackbody spectrum. If the disk is close enough to the BH GR effects are expected to influence the blackbody radiation. In fact, this is the case and a ray tracing model has been proposed [78]. These authors also compared this model to observations of BHBs and were able to measure BH spins. They found rather high Kerr parameters,  $a/M \gtrsim 0.7$ .

### 3.3 Accretive methods

Accretive methods involve active BHs i.e. BHs that accrete matter thereby causing luminous effects. As mentioned in the introduction there is in principle the same physics involved in both cases, stellar and supermassive BHs [88].

**AGN paradigm** First, we turn to the AGN paradigm. Fig. 6 gives a sketch overview: At the sub-parsec scale there is a huge rotating donut-like configuration, the cold dusty torus. This matter flows due to instabilities into the center of the AGN. Thereby, a geometrically flat and optically thick accretion flow develops: the standard accretion disk. Depending mainly on accretion rate a geometrically thick and optically thin advection-dominated accretion flow (ADAF) [103] may form only several tens of gravitational radii away from the central SMBH. In the vicinity of the SMBH magnetic effects are favoured to drive strong outflows, the Jets, that are observed in radio galaxies and (radio-loud) quasars. Therefore, any AGN discovery proves an active SMBH.



**Figure 6:** Sketch of the inner parts of an active galactic nucleus (AGN). Consider that this is a sectional view with logarithmic scale along the axes. The main structures in an AGN are dusty torus, standard accretion disk, hot advection–dominated inner accretion flow, central SMBH, and Jets.

**Jet base investigations** The physics in the direct SMBH vicinity is currently explored in theory. The theoretical branch is called general relativistic magnetohydrodynamics (GRMHD). There are a number of groups world–wide that have GRMHD codes to simulate the interaction of accretion flow, BH and Jet [69, 33, 48, 35, 3, 4]<sup>7</sup>. The time evolution of different initial configurations is studied in these supercomputer simulations e.g. plasma tori or accretion disks or just an electromagnetic field. In 1991 it turned out that weak magnetic fields in a differentially rotating configuration are the essential input for an operating MHD instability, the magnetorotational instability (MRI) [9]. The MRI drives strong magnetic turbulence thereby producing efficient angular momentum transport. This is the precondition to start accretion. MHD turbulence pushes an inflow into the BH. Then, two mechanisms may produce magnetically the jets. The first mechanism involves magnetic flux tubes that pierce the accretion disk. Analogously to the solar surface the flux tubes extract matter from the disk causing a magnetically driven disk wind that may form the jets after collimation. This extraction mechanism not involving a BH is known as Blandford–Payne scenario [18]. Here, the energy source is the magnetized accretion flow. The second mechanism needs a *rotating BH*. The accretion flow transports the field lines into the BH’s ergosphere. Frame–dragging spins up the magnetic field lines and produces a strong magnetic field. At some point the field is strong enough to produce leptonic pairs. An outward directed electromagnetic energy flux (Poynting flux) accelerates the plasma. The associated MHD waves drive the plasma magnetically. This is called the Blandford–Znajek process [17]. The energy source is the rotational energy of the Kerr BH. Currently, the two mechanisms are under debate.

Radio astronomers hope to clarify this point because very long baseline interferometry with millimetre radio waves (mm–VLBI) already has spatial resolutions that amount to only 15–20 Schwarzschild radii for near AGN such as M87 in Virgo [75]. mm–VLBI offers the best resolution available to date. The structures at the jet base will give rise for the jet launching mechanism at

<sup>7</sup>Here, the first papers of each group are given; there are many follow–up papers available.

work. If the jet base is very small in size e.g. only a few Schwarzschild radii this would favour the Blandford–Znajek process and disfavour the Blandford–Payne scenario because the latter involves an extended disk with at least several tens of Schwarzschild radii in size [74]. Further, if astronomers compare the observed structures with GRMHD simulations this might constrain BH mass and spin. Mass is restricted by the apparent size of the BH at the expected position and also by the apparent spatial distance of the jet bases if a two-sided jet is visible e.g. in case of Cyg A [76].

**Eddington’s relation** Using Eddington’s relation [38] that links luminosity to accretion rate and BH mass, accretive methods are of particular interest for high accretion rates close to the Eddington rate. Accretion onto a SMBH is a widely accepted paradigm that drives AGN luminosity. But also X-ray binaries that contain stellar black holes are observed where black hole accretion drives a strong X-ray source. Prominent examples are Cyg X–1 and Cyg X–3. Recently, for the BHXB GRO J1655–40 it could be shown observationally that magnetic accretion operates as expected from the Blandford–Payne scenario [94]. Thereby, the different accretion and spectral states of BHXBs can be described in a unified scheme [41]. From the observed luminosity it is possible to estimate the BH mass. A higher value of the radiative efficiency  $\varepsilon \simeq 0.1\dots 0.4$  even indicates BH spin.

**Deep field observations** The final method that could be termed as accretive verification method involves deep field observations i.e. astronomical observations with very long exposure times. Then, very faint and distant objects can be studied. X-ray deep field observations of the Lockman hole [61] suggest that  $\sim 100$  AGN in that field can be combined together to form a summed feature at  $\sim 6.4$  keV rest frame energy. This is interpreted as a stacked Fe  $K\alpha$  feature [124]. The best fitting line profile suggests rotating BHs. This finding is consistent with another analysis [24].

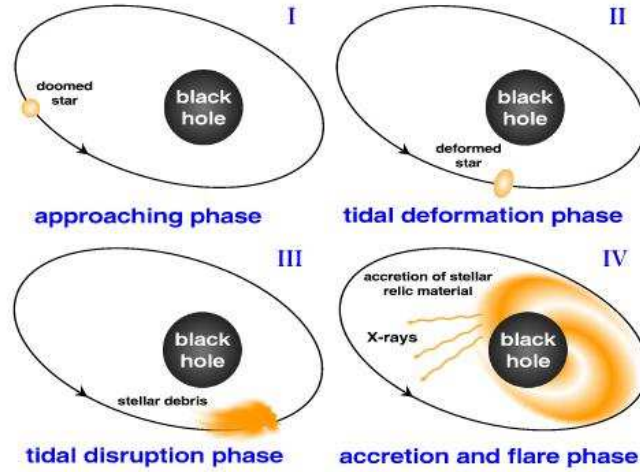
### 3.4 Eruptive methods

Eruptive verification methods are always associated with burst-like phenomena. Such events are quite common in astronomy and the challenge is to select those that are truly associated with a BH.

**Gamma-ray bursts** The best examples are GRBs. Due to current paradigms for short-term [102, 114] and for long-term GRBs [82] astrophysicists are convinced that in *each* GRB there forms a stellar-mass BH. Short-term GRBs are merging binaries consisting of two neutron stars or a neutron star and a BH. Long-term GRBs are also called hypernovae because they exceed the total energy output of supernovae by a factor of  $\sim 100$ . A gravitational collapse of a massive star e.g. a Wolf–Rayet star leads to a hypernova. In any case a stellar-mass BH forms and drives ultrarelativistic jets. They produce a prompt  $\gamma$ -ray emission that is followed by X-ray, optical, and radio afterglows, see [131] for a review.

**Tidal disruption events** Another eruptive detection method for BHs involves stellar tidal disruptions. Fig. 7 illustrates this scenario: In the approaching phase (I) the star with mass  $m_*$  and radius  $R_*$  approaches a BH of mass  $M$ . In the tidal deformation phase (II) the star is strongly deformed by tidal forces of the BH. At the tidal radius that satisfies

$$R_T \approx R_* (M/m_*)^{1/3} \quad (3.3)$$



**Figure 7:** Sketch of the tidal disruption scenario, see text for details.

the BH's tidal forces dominate selfgravity of the star. As a consequence the star is disrupted in the tidal disruption phase (III). The stellar debris spread over a region close to the BH and might be accreted partly. If so, a characteristic X-ray flare develops in the accretion and flare phase (IV).

This X-ray flare has typical signatures that hint for a tidal disruption e.g. it is thermal radiation, the X-ray luminosity decays with time according to a power law,  $L_X \propto t^{-5/3}$  [42] with typical timescales of months and the integrated luminosity yields an energy output of  $\simeq 10^{51}$  erg that is comparable to supernovae. Stellar tidal disruptions are rare events that occur once in  $10^4$  years per galaxy [84]. To exclude flares from AGN activity the X-ray observations have to be accompanied by simultaneous optical observations.

The observation of a stellar tidal disruption of a solar-type star constrains immediately the BH mass to be smaller than  $\approx 10^8 M_\odot$  because for larger BHs the tidal radius is smaller than the Schwarzschild radius [65].

In 2004, it has been reported on a stellar tidal disruption that occurred in the non-active galaxy RX J1242-1119 [72, 60]. A huge drop of the X-ray luminosity in the post-flare spectrum by a factor of  $\simeq 200$  and other characteristics as mentioned before favour that indeed a stellar disruption has been detected. The brightness in the blue band as observed with the Hubble space telescope gives an estimate for the SMBH mass to  $\simeq 2 \times 10^8 M_\odot$ .

Recently, another stellar tidal disruption event has been reported also in the UV [53]. The BH mass can be derived from blackbody spectral fits. Due to the fact that the radius of emission should be greater than ISCO these fits also provide an estimate of BH spin.

**Hawking evaporation** In the early Seventies, it was shown that even a semi-classical approach with quantized scalar fields on the background of non-quantized 4D BH space-times results in the possibility that BHs *are not* totally black [63]. Practically, this Hawking emission is too dim for astrophysical BH candidates and estimates show that the horizon illuminated by Hawking radiation



deviates hardly from the classical zero-luminosity horizon. On one hand, the signal-to-noise ratio does not allow to detect dim Hawking emission currently; on the other hand, BH surroundings are blurred with other kinds of radiation that are even more intense.

For typical cosmic BHs the decay due to energy loss by Hawking radiation can be neglected because the decay time scales with  $\tau \propto M^{-3}$ . A solar-mass BH decays after  $10^{64}$  years exceeding the Hubble time by far. However, Hawking evaporation might be interesting for primordial BHs that have canonical masses around  $10^{15}$  g [25] – but still there are no observational clues that hint for these small BHs in the Early Universe.

We make an aside and concentrate onto a new branch of BH physics that will be of great importance in the near future that is to say BHs in particle accelerators. Possibly, high-energy physics will deliver fruitful new insights into BH research: On the condition that spatial extra dimensions (more than three) exist in nature and the classical Planck scale is reduced to significantly lower energy scales, it may be possible to produce mini BHs in high-energy particle collisions [34, 56, 29].

The general formula to compute the reduced Planck scale,  $M_{\text{Pl,D}}$ , from the number of spatial extra dimensions,  $n$ , and the compactification Radius,  $R$ , is in the ADD scenario [5]

$$M_{\text{Pl,D}} = M_{\text{Pl}}^{2/(2+n)} \left( \frac{\hbar}{Rc} \right)^{n/(2+n)}, \quad (3.4)$$

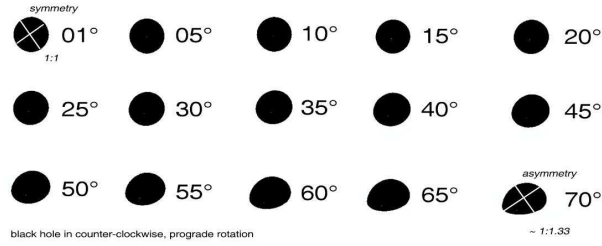
where  $M_{\text{Pl}}$  denotes the classical Planck scale of  $M_{\text{Pl}} = \sqrt{\hbar c/G} = 1.221 \times 10^{19}$  GeV,  $\hbar$  Planck's constant,  $c$  vacuum speed of light and  $G$  Newton's constant. For all cases  $n \gtrsim 2$  (as suggested by M-theory, string theories and supergravity) a modified gravity occurs at the sub-mm scale. This theory is called TeV quantum gravity because the Planck energy is reduced and comparable to the electroweak scale,  $m_{\text{EW}} \sim 1$  TeV. However, the mm to  $\mu\text{m}$  regime has been tested but spatial extra dimensions have not been found so far. TeV quantum gravity scenarios can be tested at the Large Hadron Collider (LHC) at CERN or at International Linear Collider (ILC). Maybe, it will be possible to verify Hawking emission in terrestrial experiments because evaporating mini BHs are produced in in TeV quantum gravity. It is important to note that these mini BHs are significantly different from classical GR BHs: mini BHs are higher-dimensional and "stringy" at the reduced Planck scale i.e. more complex [34].

The lifetime of mini BHs is quite short e.g. a BH with mass of 3 TeV lives only  $\sim 10^{-24}$  s [30]. These authors also estimate that in lead-lead collisions at LHC the absorption rate for elementary particles is much smaller than the evaporation rate so that mini BHs can hardly absorb their surroundings.

The decay rate suggests that Hawking evaporation of mini BHs is rather something like an explosion. If the scenario outlined here should be in fact verified at LHC then it is justified to entitle this as eruptive verification method of a BH.

### 3.5 Obscurative methods

These methods make use of the blackness of the BH. The method's name is based on the Latin word for darkness: *obscuratio*. If there is something bright in the environment the BH emerges in the foreground. In BH physics the luminous background source may be the accretion flow that streams like a swirl into the hole or it may be the cosmic microwave background (CMB).



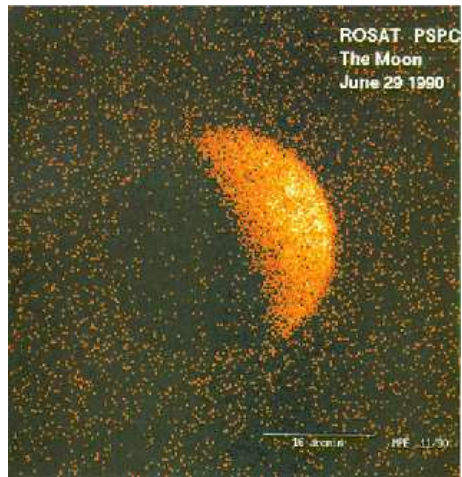
**Figure 8:** A sequence of apparent shapes of the BH horizon surrounded by a flat accretion disk – in the present work called *Black Spots (BS)*. The study illustrates an extreme Kerr BH,  $a \simeq M$ , (counter-clockwise rotation) as seen under different inclination angles. The shapes are numerical results from relativistic ray tracing. The BS is successively deformed with increasing inclination angle. The ratio of the crossing lines can be used to parametrize the deformation: At low inclination the ratio is 1:1 and the BS is more or less symmetric (*upper left*); at high inclination this ratio deviates significantly to become 1:1.3 and even more (*lower right*).

The lapse function  $\alpha$  has been presented in Eq. (2.4). This is the dominant factor producing the blackness. Spectral flux is reduced by higher powers of the  $g$ -factor which satisfies  $g \propto \alpha$ . The lapse function obeys  $\alpha \propto \Delta$ , where  $\Delta$  denotes the horizon function.  $\Delta = 0$  sets both horizons of a Kerr BH. If  $\Delta \mapsto 0$ , then also  $g \mapsto \alpha \mapsto 0$  i.e. spectral flux vanishes at the horizons.


**Black spot studies** The resulting dark feature has been called 'shadow' by [45]. We think that this notion is somewhat misleading because BHs do not cast a shadow geometrically as in Newtonian gravity. It is strong space-time curvature that warps light rays that they cannot escape from the BH. As previously suggested [100], we introduce here again the notion *Black Spot (BS)* for this black hole feature.

Eq. (2.10) suggests that the intrinsic shape of the event horizon is spherically symmetric since there is no angle dependence. However, this radius is not an invariant. As observed from infinity the appearance of the event horizon depends strongly on inclination angle of the observer and on rotational state of the BH. This was first shown in the work by [32] and can be confirmed by modern relativistic ray tracing simulations. In Fig. 8 a sequence is shown that proves the deformation of Kerr horizons in the middle of an accretion disk with variable inclination angles. These deformations can be used to determine BH properties by observations. However, theoretical studies show that some uncertainties are involved because the BS shapes are model-dependent e.g. whether or not an accretion disk is present or whether or not the accretion disk is geometrically thin [100, 125]. A detailed study of these models allows in principle for constraining inclination angle of the BH's rotation axis to the observer, BH spin, and BH mass if the distance of the BH candidate is known. Interferometric techniques especially in the radio band are supposed to allow this kind of measurements in the near future [45, 74, 75].

Krichbaum et al. also suggested good candidate objects with a realistic chance to observe the BS soon with mm-VLBI techniques, namely the SMBH at Sgr A\* and M87. The parameters for Sgr A\* are 8 kpc distance and a SMBH of mass  $3 \times 10^6 M_{\odot}$ . M87 is with 18.7 Mpc more distant than Sgr A\* but the putative SMBH is also by a factor of thousand more massive,  $3 \times 10^9 M_{\odot}$ , so that the BS is bigger in size, see Eq. (2.11).



**Figure 9:** X-ray image of the sunlit half Moon taken by the German X-ray observatory ROSAT in 1990 [118].



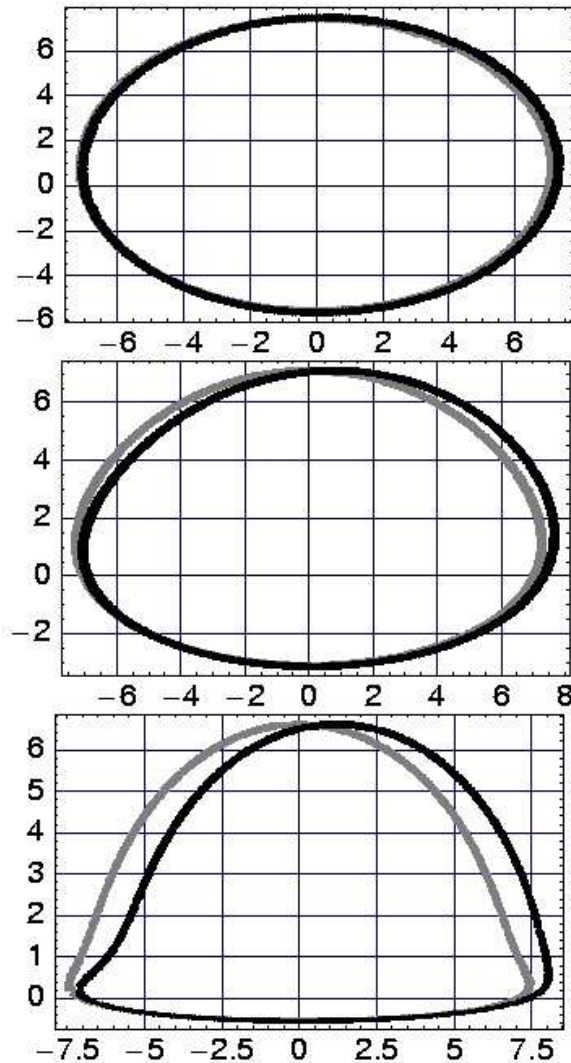
**Figure 10:** Luminous counter-clockwise rotating accretion disk around an extremal Kerr BH. The inclination angle amounts to  $40^\circ$ . The colour-coded intensity grows from black over blue to white. The bright beaming spot is close to the BH.

Let us now turn to the second possibility i.e. that the CMB acts as ambient background source [27]. A nice analogy to this idea is shown in Fig. 9: This is ROSAT’s view of the half Moon taken in 1990 [118]. The X-ray background emerges around the black half of the Moon’s disk on the left-hand side and outlines together with the bright right-hand side the Moon’s total silhouette.

In the future, a detector of sufficient spatial resolution and sensitivity could image a comparable snapshot of a BH immersed in ambient radiation. This technique will deliver the first photograph of a BH and should look like Fig. 10. The radiation may come from accretion flow – or even more spectacular from the CMB. Using the CMB this opens the possibility to pinpoint any BH, whether or not it is accreting. Inactive, dormant and isolated BHs could thereby be detected!

### 3.6 Aberrative methods

The aberrative verification technique is associated with the fact that BHs cause strong gravitational lensing effects. This means that the visual appearance of an object close to a BH is generally distorted. Many examples can be found in the literature proving very strange simulated images



**Figure 11:** Apparent shapes of circular orbits located  $r \simeq 6 r_g$  around a Schwarzschild black hole,  $a = 0.001$  (*gray*), and a Kerr BH,  $a = 0.998$  (*black*). The apparent position of the BH is at the origin of the observers screen in  $(0; 0)$ . From top to bottom the inclination angles of the orbital plane to the observer are  $30^\circ$ ,  $60^\circ$  and  $85^\circ$ . At highest inclinations a clear discrepancy between a non-rotating and a rotating BH is visible.

e.g. the shape of an accretion disk around a BH. Pioneering work has been done by [10, 79]. The knowledge resulting from such simulations can be used to constrain BH parameters. However, it must be stated that the current spatial resolution of telescopes is still not sufficient enough to image the warped appearance. State of the art is that astronomers use two alternatives to analyse images that are distorted by a BH candidate: Either they use photometric methods by measuring light amplification of background sources from lensing BHs in the foreground, or astronomers benefit from spectroscopic methods i.e. the total emission over relativistically distorted images is measured (see Sec. 3.2).

**Lensing of background point sources** Under special circumstances i.e. background point source, BH in the foreground, and observer are collinear characteristic emission features known as Einstein rings occur [39]. This phenomenon has been observed for other lens objects such as microlenses – so called MACHOs i.e. massive compact halo objects, most probably brown dwarfs, even planets – in the Galaxy [49] and for heavy dark matter galaxy clusters that lens the background emission of distant galaxies [107]. The corresponding light curve is very symmetric and can be easily selected in the zoo of observed light curves. However, there is to date no single observation that has proven a BH only by lensing. But in principle, such a technique is possible. The power of that technique has been successfully tested in cosmology for heavy dark matter lenses, see e.g. the Abell catalogue.

**Lensing of orbital shapes** Let us now turn to relativistically distorted images of tight orbits around BHs. We render these images by relativistic ray tracing techniques on the Kerr geometry. The code solves the equation of motion for null geodesics in Kerr space–time i.e. the geodesics equations by using elliptical integrals [46, 99]. All renderings presented here are based on the physical parameter set  $\{a/M, i, r_{\text{in}}, r_{\text{out}}\}$  where  $M$  denotes BH mass,  $a$  the Kerr parameter i.e. specific angular momentum of the BH,  $i$  is the inclination angle of the orbital plane relative to the distant observer in units of degrees ( $^\circ$ ),  $r_{\text{in}}$  is the inner and  $r_{\text{out}}$  the outer radius of the orbit in units of gravitational radii,  $r_g$ . All results only show images of first order i.e. higher order images from light bending and returning radiation are neglected.

Fig. 11 shows a comparison of apparent orbit shapes around a non–rotating (Schwarzschild,  $a = 0.001M$ , *gray*) vs. a rapidly rotating BH (Kerr,  $a = 0.998M$ , *black*) as viewed by a distant observer at infinity. Each orbit is located at the ISCO,  $r \simeq 6 r_g$ , of the Schwarzschild geometry. The variable parameter in this study is the inclination angle of the orbital plane that cycles over  $i = 30, 60, 85^\circ$  from top to bottom. We conclude that at low inclinations i.e. nearly face–on situations the observer cannot distinguish a Schwarzschild from a Kerr BH, unless he observes a *stable* Keplerian orbit obeying  $r_{\text{orb}} \lesssim 6 r_g$  indicating stable orbits around a Kerr black hole. In contrast, at high inclinations i.e. nearly edge–on situations the observer clearly detects different apparent orbit shapes depending on BH spin. From the apparent orbits at the sky we crudely estimate the maximum relative spatial offset to be  $\sim 0.08$  in the undermost example shown in Fig. 11. For a 3.6–million–solar–mass BH in 7.6 kpc distance the apparent size of the orbital diameter,  $\theta_{\text{orb}}$ , amounts to  $56 \mu\text{as}$  (cf. Eq. (2.11) with  $\theta_{\text{orb}} = 3 \theta_{\text{BH}}$  because  $r_{\text{orb}} = 3 R_S$ ). Hence the deviation between Schwarzschild and Kerr at  $i = 85^\circ$  can be found to be only  $\sim 4 \mu\text{as}$ . This is feasible by mm–VLBI techniques within the next years.

Let us consider also two BHXBs in contrast, Cyg X–1 satisfying  $M \simeq 10 M_\odot$  and  $d \simeq 2.2$  kpc as well as XTE J1118+480 with  $M \simeq 7 M_\odot$  and  $d \simeq 1.8$  kpc. These are the two spatially closest stellar BHs to Earth. With Eq. (2.11) it is found that the apparent sizes of these BHs amount only to  $\simeq 10^{-3} \mu\text{as}$  in both cases (nas–scale!). This is by far out of current astronomical detectability.

We add here that as already shown in pioneering work strong gravitational lensing emerges only at high inclination angles. Further, Fig. 11 proves that orbit shapes become asymmetric in case of rotating BHs. This is the signature of frame–dragging causing matter and light to co–rotate with the space–time.

Imaging of objects in the BH vicinity is characterised by relativistic blurring. A more sophisticated example is presented in [106] resulting from 3D relativistic ray tracing including also

multiple images of higher orders (returning radiation). The complete orbital trajectory resembles to a cardioid in this case where a Schwarzschild BH and moderate inclination of  $45^\circ$  have been assumed.

Further examples with ray traced accretion flows are based on pseudo–Newtonian MHD [6] or GRMHD simulations [119]. These turbulent accretion flows demonstrate that the aberrative structure becomes more complicated.

### 3.7 Temporal methods

Temporal methods are based on the fact that gravity also causes time dilatation effects. This has been verified by terrestrial experiments (Gravity Probe–A). Strong gravity from BHs is responsible for significant time dilatation effects as discussed at the formula for the lapse function on the Kerr geometry, Eq. (2.4). Thereby, lapse is defined as  $\alpha = d\tau/dt$  with eigenzeit interval  $d\tau$  and coordinate time interval  $dt$ . Together with the gravitational redshift effect an external observer states that "an infalling luminous clock becomes red and faint when approaching the hole combined with a slow–down of the ticks". For classical GR BHs the clock stops ticking at the horizon ("freezing effect"). However, this is principally not observable due to the fact that it appears black for external observers at infinity. Additionally, tidal forces will stretch and squeeze the clock. The tidal damage is extraordinary strong for stellar BHs rather than for their supermassive counterparts (see Sec. 3.4).

The idea for the temporal verification method is that a suitable 'clock', a periodical event in the vicinity of a BH serves as a BH indicator. Time dilation effects e.g. occur in light curves that originate from orbiters close to a BH. First calculations of the observed light curve of a star orbiting a Kerr BH were performed in the Seventies [32].

Giant and rapid X–ray variabilities have been reported for a narrow–line Seyfert–1 galaxy [20]. These observations are consistent with strong relativistic effects that have impact onto the X–ray light curve.

Recently, it was shown that the modulation of a transient, redshifted iron K line in the Seyfert galaxy NGC 3516 can be explained by an orbiting spot on the accretion disk that is illuminated by a corotating flare [67]. Flare position and orbital timescale have been used to estimate the SMBH mass.

Hence in principle, such observations constrain the Kerr BH parameters. The computations by Cunningham & Bardeen suggest that the orbit radius can be determined from the light curve and this radius would also constrain BH mass and spin e.g. a Kerr BH again is signaled by  $r_{\text{orb}} < r_{\text{ISCO}}(a = 0) = 6r_g$ . They were able to demonstrate that the released energy flux is sharply peaked in time if the orbit is close to the event horizon.

### 3.8 Gravitational wave–induced methods

As anticipated in the beginning of this Sec. 3 gravitational waves (GWs) provide the *only direct* method for detecting BHs. Electromagnetic waves cannot serve as fiducial tracers [1]. It has been demonstrated that event horizons have a characteristic imprint onto GW waveforms [115, 66]. The idea in both proposals is that the inspiral of a compact object onto a central massive body can be used to map the space–time. However, this appealing concept is plagued by the two main problems

of GW astronomy: first, GWs have not been detected directly so that astronomers have not these waveforms at their disposal; second, there is a source confusion problem in GW astronomy i.e. it will be hard to pinpoint the GW emitter. Another more specific problem is that e.g. Kerr space–times and non–Kerr space–times could be confused [57]. Nevertheless, we feel that within the next years GW astronomy will overcome these rather technical difficulties.

As proposed recently [14], GW waveforms (once detected) offer the opportunity to count the hairs and to rule out e.g. SMBH or boson star.

#### 4. Discussion

**What do we observe?** Observations reconcile in many cases with classical BH solutions that are endowed with only two hairs: mass  $M$  and spin  $a$ . At least in one case, alternatives to the SMBH are ruled out i.e. in the Galactic Centre [51, 117]. In other cases, there is few space for alternatives because rapid space–time rotation proves to be an essential ingredient in BHXB, GRB, and AGN physics. From this perspective, there is evidence for Kerr BHs.

However, a convincing proof consists in verifying two features of a classical BH: the event horizon and the intrinsic singularity. Both have not been observed by astronomical methods, yet! The problem is that the event horizon and its direct surroundings are too faint. The event horizon of classical GR BHs has *per se* vanishing luminosity as discussed in Sec. 2.1. There is a controversial debate if black hole event horizons are observable [113] or not [1]. The ADAF argument can be exploited to distinguish neutron stars from BH candidates in X–ray binaries [104]. However, this argument only proves that it is *something different* from a neutron star but it *does not prove* event horizons. We argue that it is not possible to rule out BH alternatives such as Gravastar or Holostar, both *without* event horizons (see below) by this ADAF argument.

We further stress here a temporal aspect of BHs that may be regarded as alternative interpretation of gravitational redshift: BH event horizons are in the future of external observers! Looking at the Penrose diagrams of classical BHs the intrinsic singularity has the character of a future null infinity. Therefore, an external observer located at asymptotical flatness does *not* share the same hypersurface  $t = \text{const}$  with the BH singularity. In simple words: BH event horizons are in our future and hence *in principle non–observable*. As an astronomer that uses electromagnetic waves we cannot be assured that we observe an event horizon or the gravitational redshifted and dark sphere of a compact object without event horizon.

**Alternatives to the classical BH** Recently, theoretical results were presented that go beyond Einstein. Petri found a solution of Einstein’s field equation that is called holostar [109, 110]. This new compact object has an external metric that is identical to the Schwarzschild solution. The holostar has a thin matter shell and an internal metric that satisfies a total energy density distribution  $\rho \propto r^{-2}$ . The interior obeys an equation of state with anisotropic pressure. This behaviour can nicely be interpreted in the framework of string theories: the spherically symmetric holostar core consists of radial strings. Interestingly, holostars are lacking both, event horizon and curvature singularity.

Based on string theories, a BH alternative was proposed called fuzzball [85, 86, 87]. The interior of this compact dark object consists of strings, too.

Another alternative to the Schwarzschild BH is the gravastar [98]. This solution exhibits an external Schwarzschild metric, too. The transition region consists of a thin matter shell filled with an ultrarelativistic plasma. Unlike holostars, gravastars are endowed with a dark energy core (de Sitter space) as internal metric. Unfortunately, the original gravastar model with isotropic internal pressure is unstable [132]. But it was shown that gravastars become stable and more compact with anisotropic pressure [28]. Meanwhile, it has been demonstrated that the internal de Sitter metric can be replaced by other forms of dark energy [132, 15].

The properties and stability of these new BH-like solutions are matter of current research. If all these solutions turn out to be stable, astrophysicists have a serious problem: how should one single out one of these competing static solutions for a given Schwarzschild BH candidate? To date, the only possibility is that rotation of the BH candidate can be measured astronomically. Then, there is no alternative to the classical Kerr BH. But if researchers will find rotating generalizations of holostars, fuzzballs, and gravastars this might lead BH astrophysics into a crisis.

**Developments in loop quantum gravity** Besides, classical BH physics is currently confronted with new clues that follow from the framework of quantum geometry. Considering a simple toy model for the gravitational collapse of a scalar field, effects of loop quantum gravity cause a bounce in the course of the collapse. "Loopy effects" in granular space-time develop a negative pressure that drives strong mass outflows. Finally, this prevents from building-up a curvature singularity. Detailed research is in progress but it is indicated that this effect might remove the classical BH singularity [19, 58].

## 5. Conclusions

Kinematical methods are very robust and deliver precise parameter measurements for both, BH mass and BH spin. All kinematical methods are standard in astronomy to get insights into BH properties. We guess that reverberation mapping techniques will become more and more important especially in X-rays because several high-precision instruments such as eROSITA, XEUS and Constellation-X are underway.

Meanwhile, spectro-relativistic verification methods such as broad iron K fluorescence lines represent a standard diagnostic tool to study innermost accretion flow and BH. Unfortunately, prominent Fe  $K\alpha$  lines do only occur in a fraction of all BH candidates.

Accretive methods give reliable estimates for BH mass and spin if one considers Eddington's argument. Promising investigations involve deep surveys that give rise for average properties of SMBHs in the field. For the future, detailed mappings of the structure around BHs with VLBI are supposed to deliver valuable input on the BH properties if compared to supercomputer simulations.

GRB detections as an eruptive method signal clearly the existence of a BH but only give vague parameters for mass and spin. This is better for stellar tidal disruptions, however these events are too rare. The most promising upcoming eruptive method is based on decay by Hawking radiation. But in this case the BHs have particle size. The detectability is quite uncertain because the underlying theory offers many variants – the serious point is that the existence of spatial extra dimensions is questionable so far.



By means of obscurative methods the Black Spot (BS) can be measured. This becomes feasible with mm–VLBI observations within the next few years. In principle, the BS shape allows also for determining both, BH mass and BH angular momentum, because a higher mass results in a larger BS size and rotation strongly deforms the BS shape. More theoretical investigations should be done to have a model–dependent BS gallery that can be compared to observations.

From aberrative verification methods the rotational state of a BH can be determined from the shape of intrinsically circular orbits i.e. if data of a full revolution of a close orbiter are available.

Temporal BH verification methods are not very common in astronomy. One possible reason for that might be that a suitable time sequence needs observations with longer exposure times – this is expensive. Mostly, astronomers prefer other methods that rather involve spectra than light curves.

Gravitational wave astronomy is a very active research field. The existence of GWs have been documented indirectly at the famous Hulse–Taylor pulsar. BH astrophysicists have to be patient until GW detectors provide the first direct source detection. Then, this revolutionary new technique allows us to probe BH space–times very precisely. As summarized here, characteristic waveforms are supposed to supply firsthand informations on event horizons – the key feature of BHs.

Whatever the true nature of the compact dark objects may be, mass–energy curves space–time. Null geodesics follow the curved space–time due to the metric interpretation of Gravity. Therefore, compact masses capture light. Indeed, astronomers found an impressive number of compact dark masses where BHs fit nicely in. These BH candidates have been detected in a broad mass range – from the stellar up to the supermassive regime i.e. BHs with a few up to several  $10^9 M_{\odot}$ .

Very interesting ongoing research is presented in the discussions. However, strong astronomical clues that hint for these new issues are still lacking. So far, the classical Kerr solution belonging to only a two–parameter family proves very powerful to explain astronomical observations.

The next important breakthrough is expected to come from gravitational wave astronomy and we will see if the the classical BH will succeed or fail.

## Acknowledgments

I thank the organizers of the Dubrovnik summer school for invitation and an excellent organisation of the whole meeting. I thank Neven Bilić, Rudjer Bošković Institute in Zagreb (Croatia) for inspiring and fruitful discussions. I gratefully acknowledge the use of Fig. 2 by [40] to the MPE IR group and Fig. 9 by [118] to the MPE X–ray group.

## References

- [1] Abramowicz, M. A., Kluźniak, W., & Lasota, J.-P., 2002, *A&A* 396, L31
- [2] Adams, F. C., Graff, D. S., & Richstone, D. O., 2001, *ApJ* 551, L31
- [3] Anninos, P., Fragile, P. C., & Salmonson, J. D., 2005, *ApJ* 635, 723
- [4] Anton, L., Zanotti, O., Miralles, J. A., et al., 2006, *ApJ* 637, 296
- [5] Arkani-Hamed, N., Dimopoulos, S., & Dvali, G., 1998, *Phys. Lett. B* 429, 263

- [6] Armitage, P. J., & Reynolds, C. S., 2003, MNRAS 341, 1041
- [7] Aschenbach, B., Grosso, N., Porquet, D., & Predehl, P., 2004, A&A 417, 71
- [8] Aschenbach, B., 2004, A&A 425, 1075
- [9] Balbus, S. A., & Hawley, J. F., 1991, ApJ 376, 214
- [10] Bardeen, J. M., 1973, "Rapidly rotating stars, disks, and black holes", in Black Holes, ed. C. DeWitt & B. S. DeWitt, Gordon and Breach, New York, 241
- [11] Bardeen, J. M., 1974, IAU Symp. 64: Gravitational Radiation and Gravitational Collapse, 132
- [12] Bardeen, J. M., & Petterson, J. A., 1975, ApJ 195, L65
- [13] Bender, R., Kormendy, J., Bower, G., et al., 2005, ApJ 631, 280
- [14] Berti, E. & Cardoso, V., 2006 [gr-qc/0605101]
- [15] Bilić, N., Tupper, G. B., & Viollier, R. D., 2006, JCAP 0602, 013
- [16] Bilić, N., Lecture Notes to School on Particle Physics, Gravity and Cosmology, Dubrovnik, 21 Aug - 2 Sep 2006 [astro-ph/0610657]
- [17] Blandford, R., & Znajek, R., 1977, MNRAS 179, 433
- [18] Blandford, R. D., & Payne, D. G., 1982, MNRAS 199, 883
- [19] Bojowald, M., Goswami, R., Maartens, R., & Singh, P., 2005, Phys. Rev. Lett. 95, 091302
- [20] Boller, T., Brandt, W. N., Fabian, A. C., & Fink, H. H., 1997, MNRAS 289, 393
- [21] Boller, T., Balestra, I., & Kollatschny, W., 2006, accepted by A&A [astro-ph/0612491]
- [22] Bolton, C. T., 1972, Nature 235, 271
- [23] Boyer, R. H. & Lindquist, R. W., 1967, J. Math. Phys. 8, 265
- [24] Brusa, M., Gilli, R., & Comastri, A., 2005, ApJ 621, L5
- [25] Carr, B. J., 2003, Lect. Notes Phy. 631, 301
- [26] Carter, B., 1968, Phys. Rev. 174, 1559
- [27] Carter, B., 2006, Contrib. to Encuentros Relativistas Espanoles: A Century of Relativity Theory, Oviedo, 2005 (ed. L. Mornas) [gr-qc/0604064]
- [28] Cattoen, C., Faber, T., & Visser, M., 2005, Class. Quantum Grav. 22, 4189 [gr-qc/0505137]
- [29] Cavaglia, M., 2003, IJMPA 18, 1843 [hep-ph/0210296]
- [30] Chamblin, A., Cooper, F., & Nayak, G. C., 2004, Phys. Rev. D 69, 065010 [hep-ph/0301239]
- [31] Colbert, E. J. M., & Mushotzky, R. F., 1999, ApJ 519, 89
- [32] Cunningham, C. T., & Bardeen, J. M., 1973, ApJ 183, 237
- [33] De Villiers, J.-P., & Hawley, J. F., 2002, ApJ 577, 866
- [34] Dimopoulos, S., & Landsberg, G., 2001, Phys. Rev. Lett. 87, 161602
- [35] Duez, M. D., Liu, Y. T., Shapiro, S. L., & Stephens, B. C., 2005, Phys. Rev. D 72, 024028
- [36] Eckart, A., Genzel, R., Krabbe, A., Hofmann, R., van der Werf, P. P., & Drapatz, S., 1992, Nature 355, 526

- [37] Eckart, A., & Genzel, R., 1996, *Nature* 383, 415
- [38] Eddington, A. S., 1924, *MNRAS* 84, 308
- [39] Einstein, A., 1936, *Science* 84, 506
- [40] Eisenhauer, F., Genzel, R., Alexander, T., et al., 2005, *ApJ* 628, 246
- [41] Esin, A. A., McClintock, J. E., & Narayan, R., 1997, *ApJ* 489, 865
- [42] Evans, C. R., & Kochanek, C. S., 1989, *ApJ* 346, L13
- [43] Fabbiano, G., 1989, *ARA&A* 27, 87
- [44] Fabian, A. C., Iwasawa, K., Reynolds, C. S., & Young, A. J., 2000, *PASP* 112, 1145
- [45] Falcke, H., Melia, F., & Agol, E., 2000, *ApJ* 528, L13 [[astro-ph/9912263](#)]
- [46] Fanton, C., Calvani, M., Felice, F. de & Cadez, A., 1997, *PASJ* 49, 159
- [47] Ferrarese, L., & Merritt, D., 2000, *ApJ* 539, L9
- [48] Gammie, C. F., McKinney, J. C., & Tóth, G., 2003, *Astrophys. J.* 589, 444
- [49] Gaudi, B. S., & Han, C., 2004, *ApJ* 611, 528
- [50] Gebhardt, K., Bender, R., Bower, G., et al., 2000, *ApJ* 539, L13
- [51] Genzel, R., Eckart, A., Ott, T., Eisenhauer, F., 1997, *MNRAS* 291, 219
- [52] Genzel, R., Schödel, R., Ott, T., Eckart, A., Alexander, T., Lacombe, F., Rouan, D., & Aschenbach, B., 2003, *Nature* 425, 934
- [53] Gezari, S., Martin, D. C., Milliard, B., et al., 2006, *Astrophys. J.* 653, L25
- [54] Ghez, A. M., Klein, B. L., Morris, M., & Becklin, E. E., 1998, *ApJ* 509, 678
- [55] Ghez, A. M., Salim, S., Hornstein, S. D., Tanner, A., Lu, J. R., Morris, M., Becklin, E. E., & Duchene, G., 2005, *ApJ* 620, 744
- [56] Giddings, S. B., & Thomas, S., 2002, *Phys. Rev. D* 65, 056010
- [57] Glampedakis, K., & Babak, S., 2006, *Class. Quantum Grav.* 23, 4167
- [58] Goswami, R., Joshi, P. S., & Singh, P., 2006, *Phys. Rev. Lett.* 96, 031302
- [59] Hähnelt, M. G., & Kauffmann, G., 2000, *MNRAS* 318, L35
- [60] Halpern, J. P., Gezari, S., & Komossa, S., 2004, *Astrophys. J.* 604, 572 [[astro-ph/0402468](#)]
- [61] Hasinger, G., 2004, *Nucl. Phys. B (Proc. Suppl.)* 132, 86
- [62] Hasinger, G., Miyaji, T., & Schmidt, M., 2005, *A&A* 441, 417
- [63] Hawking, S. W., 1975, *Commun. Math. Phys.* 43, 199
- [64] Henry, R. C., 2000, *ApJ* 535, 350
- [65] Hills, J. G., 1975, *Nature* 254, 295
- [66] Hughes, S. A., 2001, *Class. Quantum Grav.* 18, 4067
- [67] Iwasawa, K., Miniutti, G., & Fabian, A. C., 2004, *MNRAS* 355, 1073
- [68] Kerr, R. P., 1963, *Phys. Rev. Lett.* 11, 237

- [69] Koide, S., Shibata, K., & Kudoh, T., 1999, *ApJ* 522, 727
- [70] Koide, S., Shibata, K., Kudoh, T., & Meier, D. L., 2002, *Science* 295, 1688
- [71] Kollatschny, W., 2003, *A&A* 412, L61
- [72] Komossa, S., Halpern, J., Schartel, N., Hasinger, G., Santos-Lleo, M. & Predehl, P., 2004, *Astrophys. J.* 603, L17 [astro-ph/0402468]
- [73] Kondratko, P. T., Greenhill, L. J., & Moran, J. M., 2004, *IAUS* 2004, 325
- [74] Krichbaum, T. P., Zensus, J. A., & Witzel, A., 2005, *AN* 326, 548
- [75] Krichbaum, T. P., Agudo, I., Bach, U., Witzel, A., & Zensus, J. A., 2006, to appear in the proceedings of 'The 8th European VLBI Network Symposium on New Developments in VLBI Science and Technology', ed. A. Marecki et al., held in Torun, Poland, on Sep 26-29, 2006 [astro-ph/0611288]
- [76] Krichbaum, T. P., priv. commun.
- [77] Krolik, J. H., Hawley, J. F., & Hirose, S., 2005, *ApJ* 622, 1008
- [78] Li, L.-X., Zimmerman, E. R., Narayan, R., & McClintock, J. E., 2005, *ApJS* 157, 335
- [79] Luminet, J.-P., 1979, *A&A* 75, 228
- [80] Lynden-Bell, D., 1969, *Nature* 223, 690
- [81] Lynden-Bell, D. & Rees, M. J., 1971, *MNRAS* 152, 461
- [82] MacFadyen, A. I., & Woosley, S. E., 1999, *ApJ* 524, 262
- [83] Magorrian, J., Tremaine, S., Richstone, D., et al., 1998, *Astrophys. J.* 115, 2285
- [84] Magorrian, J., & Tremaine, S., 1999, *MNRAS* 309, 447
- [85] Mathur, S. D., 2005, OHSTPY-HEP-T-04-001 [hep-th/0401115]
- [86] Mathur, S. D., 2005, *Fortsch. Phys.* 53, 793 [hep-th/0502050]
- [87] Mathur, S. D., 2006, *Class. Quantum Grav.* 23, R115 [hep-th/0510180]
- [88] McHardy, I. M., Koerding, E., Knigge, C., Uttley, P., & Fender, R. P., 2006, *Nature* 444, 730
- [89] McKinney, J. C., 2006, *MNRAS* 368, 1561
- [90] McLure, R. J., & Dunlop, J. S., 2001, *MNRAS* 327, 199
- [91] Merloni, A., 2004, *MNRAS* 353, 1035
- [92] Meszaros, P., & Rees, M. J., 1997, *ApJ* 482, L29
- [93] Meszaros, P., 2002, *ARA&A* 40, 137
- [94] Miller, J. M., Raymon, J., Fabian, A. C., et al., 2006, *Nature* 441, 953
- [95] Miller, J. M., 2006, *AN* 999, No. 88, 789 [astro-ph/0609447]
- [96] Mineo, T., Fiore, F., Laor, A., et al., 2000, *A&A* 359, 471
- [97] Misner, W., Thorne, K. S., & Wheeler, J. A., 1973, *Gravitation*, Freeman San Francisco
- [98] Mottola, E., & Mazur, P. O., 2002, *APS Meeting Abstracts*, 12011
- [99] Müller, A., & Camenzind, M., 2004, *A&A* 413, 861

- [100] Müller, A., 2004, Ph.D. Thesis: Black hole astrophysics: Magnetohydrodynamics on the Kerr geometry, Landessternwarte Heidelberg, Germany
- [101] Müller, A., & Wold, M., 2006, *A&A* 457, 485
- [102] Narayan, R., Paczynski, B., & Piran, T., 1992, *ApJ* 395, L83
- [103] Narayan, R., & Yi, L. 1994, *ApJ* 428, L13
- [104] Narayan, R., Garcia, M. R., & McClintock, J. E., 1997, *ApJ* 478, L79
- [105] Oppenheimer, J. R. & Snyder, H., 1939, *Phys. Rev.* 56, 455
- [106] Paumard, T., Perrin, G., Eckart, A., et al., 2005, *AN* 326, 568
- [107] Pelló, R., Schaerer, D., Richard, J., Le Borgne, J.-F., & Kneib, J.-P., 2004, *A&A* 416, L35
- [108] Penrose, R., 1969, *Riv. Nuovo Cim.* 1, 252
- [109] Petri, M., 2004 [gr-qc/0405007]
- [110] Petri, M., 2006, submitted to *IJMPE*
- [111] Pietsch, W., & Read, A. M., 2002, *A&A* 384, 793
- [112] Porquet, D., Reeves, J. N., O'Brien, P., & Brinkmann, W., 2004, *A&A* 422, 85
- [113] Remillard, R. A., Lin, D., Cooper, R. L., & Narayan, R., 2005, *AAS Meeting Abstracts* 207
- [114] Ruffert, M., Janka, H.-Th., & Schafer, G., 1995, *Ap&SS* 231, 423
- [115] Ryan, F. D., 1995, *Phys. Rev. D* 52, 5707
- [116] Salpeter, E. E., 1964, *ApJ* 140, 796
- [117] Schödel, R., Ott, T., Genzel, R., et al., 2002, *Nature* 419, 694
- [118] Schmitt, J. H. M. M., Snowden, S. L., Aschenbach, B., Hasinger, G., Pfeffermann, E., Predehl, P. & Trümper, J., 1991, *Nature* 349, 583
- [119] Schnittman, J. D., Krolik, J. H., & Hawley, J. F., 2006, *ApJ* 651, 1031
- [120] Schwarzschild, K., 1916, *Sitzber. Deut. Akad. Wiss. Berlin* 189
- [121] Shapiro, S. L., 2005, *ApJ* 620, 59
- [122] Shields, G. A., Gebhardt, K., Salviander, S., et al., 2003, *ApJ* 583, 124
- [123] Shakura, N. L., & Sunyaev, R. A., 1973, *A&A* 24, 337
- [124] Streblyanska, A., Hasinger, G., Finoguenov, A., Barcons, X., Mateos, S., & Fabian, A. C., 2005, *A&A* 432, 395
- [125] Takahashi, R., 2004, *ApJ* 611, 996
- [126] Tanaka, Y., Nandra, K., Fabian, A.C., et al., 1995, *Nature* 375, 659
- [127] Thorne, K. S., 1974, *ApJ* 191, 507
- [128] Thorne, K. S., Price, R. H., & MacDonald, D. A., 1986, *Black holes: The membrane paradigm*, Yale University Press, New Haven and London
- [129] Tremaine, S., Gebhardt, K., Bender, R., et al., 2002, *ApJ* 574, 740
- [130] van der Klis, M., 2000, *ARA&A* 38, 717

- [131] van Paradijs, J., Kouveliotou, C., & Wijers, R. A. M. J., 2000, *ARA&A* 38, 379
- [132] Vigelius, M., 2004, diploma thesis: Structure and stability of Gravastars, Landessternwarte Heidelberg, Germany
- [133] Volonteri, M., Haardt, F., & Madau, P., 2003, *ApJ* 582, 559
- [134] Volonteri, M., Madau, P., Quataert, E., & Rees, M. J., 2005, *ApJ* 620, 69
- [135] Wandel, A., Peterson, B. M., & Malkan, M. A., 1999, *ApJ* 526, 579
- [136] Wyithe, J. S. B., 2006, *MNRAS* 365, 1082
- [137] Zel'dovich, Y. B. & Novikov, I. D., 1964, *Sov. Phys. Dokl.* 158, 811