

Present bounds on the relativistic energy density in the Universe from cosmological observables

Gianpiero Mangano¹, Alessandro Melchiorri², Olga Mena²,
Gennaro Miele¹ and Anze Slosar³ §

¹ Physics Department and Sezione INFN, University of Naples “Federico II”,
Via Cintia, 80126 Naples, Italy

² Physics Department and Sezione INFN, University of Rome “La Sapienza”,
P.le Aldo Moro 2, 00185 Rome, Italy

³ Astrophysics, Denys Wilkinson Building, University of Oxford,
Keble Road, OX3RH1, Oxford, UK

Abstract.

We discuss the present bounds on the relativistic energy density in the Universe parameterized in terms of the effective number of neutrinos N_ν^{eff} using the most recent cosmological data on Cosmic Microwave Background (CMB) temperature anisotropies and polarization, Large Scale galaxy clustering from the Sloan Digital Sky Survey (SDSS) and 2dF, luminosity distances of type Ia Supernovae, Lyman- α absorption clouds (Ly- α), the Baryonic Acoustic Oscillations (BAO) detected in the Luminous Red Galaxies of the SDSS and finally, Big Bang Nucleosynthesis (BBN) predictions for ^4He and Deuterium abundances. We find $N_\nu^{eff} = 5.2_{-2.2}^{+2.7}$ from CMB and Large Scale Structure data, while adding Ly- α and BAO we obtain $N_\nu^{eff} = 4.6_{-1.5}^{+1.6}$ at 95 % c.l.. These results show some tension with the standard value $N_\nu^{eff} = 3.046$ as well as with the BBN range $N_\nu^{eff} = 3.1_{-1.2}^{+1.4}$ at 95 % c.l., though the discrepancy is slightly below the $2\text{-}\sigma$ level. In general, considering a smaller set of data weakens the constraints on N_ν^{eff} . We emphasize the impact of an improved upper limit (or measurement) of the primordial value of ^3He abundance in clarifying the issue of whether the value of N_ν^{eff} at early (BBN) and more recent epochs coincide.

§ mangano@na.infn.it

Alessandro.Melchiorri@roma1.infn.it

Olga.MenaRequejo@roma1.infn.it

miele@na.infn.it

axs@astro.ox.ac.uk

1. Introduction

The energy density in relativistic species ρ_{R} is one of the key parameters defining a specific cosmological model and is usually parameterized in terms of the effective neutrino number N_{ν}^{eff}

$$\rho_{\text{R}} = \left[1 + \frac{7}{8} \left(\frac{T_{\nu}}{T} \right)^4 N_{\nu}^{\text{eff}} \right] \rho_{\gamma}(T) , \quad (1)$$

with $\rho_{\gamma}(T)$ the photon energy density and T_{ν} the neutrino temperature. There is a very neat result for its value after $e^+ - e^-$ annihilation, namely $N_{\nu}^{\text{eff}} = 3.046$ assuming standard electroweak interactions, three active neutrinos and including the (small) effect of neutrino flavor oscillations [1]. On the other hand, N_{ν}^{eff} which in complete generality is a function of the particular stage of the expanding Universe, i.e. of the photon temperature, can be indirectly constrained by several cosmological observables. The final yields of both ${}^4\text{He}$ and D produced during Big Bang Nucleosynthesis (BBN) are sensitive probes of the total amount of radiation energy density which drives the expansion rate via Friedmann equation, as well as of the neutrino phase space distribution which enters the weak rates governing the eventual neutron to proton number density ratio. At later stages, the imprint of different values of N_{ν}^{eff} can be extracted from the temperature and polarization maps of photons during the formation at the last scattering surface of the Cosmic Microwave Background (CMB) or the power spectrum of Large Scale Structures (LSS), mainly because its role in shifting the matter-radiation equality and changing the early Integrated Sachs-Wolfe effect. For recent reviews on these issues see e.g. [2] and [3].

The huge amount of observations from CMB satellite, balloon-borne and ground based experiments, [4]-[8], galaxy redshift surveys, [9, 10], distant type Ia Supernovae [11], to only mention those of larger impact, is pointing out a rather consistent *standard* Cosmological Model (see however, [12] for a different viewpoint). On the other hand, all these data can be fruitfully used to constrain *non standard* physics at the fundamental level, such as classes of elementary particle models predicting a different radiation content in the Universe.

Indeed, there are several theoretical models which have been considered to account for different values of N_{ν}^{eff} at different stages as the physics involved at the BBN and at the CMB epochs could be different [13, 14], see e.g. [15] for the baryon energy density values inferred from BBN and CMB data sets separately. Many of these models involve additional sterile neutrino species which either are generated in presence of a large lepton number and their production is therefore suppressed avoiding constraints from CMB and LSS, or are produced in the decay of an active neutrino together with a majoron [16]. These models, in general, assume a (light) massive sterile neutrino, motivated by the LSND oscillation claim [17]. However, current cosmological data excludes at a high significant level the sterile neutrino hypothesis as an explanation for the LSND signal [18]. Nevertheless, it remains still viable to enlarge the neutrino sector with massless sterile species by imposing a discrete symmetry which prevents the extra sterile neutrinos to acquire masses. For example, it has been recently suggested in [19] a *Leptocratic* model, which enlarges the Standard Model by including a non-anomalous $U(1)_{\nu}$ symmetry and predicting the existence of light ($m_{\nu} \ll 1$ eV) quasi-sterile neutrinos. Indeed, from a theoretical point of view, all the models which contain massless or very light sterile

neutrinos pose a major challenge, namely to understand the sterile neutrino lightness, despite being a Standard Model singlet. An interesting possibility is the model discussed in [20], with neutrinos acquiring a mass from a broken lepton flavor symmetry via operators of the form $\mathcal{O} = \ell N h (\phi/M)^p$, where ℓ is the left-handed lepton doublet, h is the Standard Model Higgs field, M a mass scale larger than the electroweak scale, p a positive integer and finally, N is a right handed neutrino. Such a model contains a number of pseudo-Goldstone bosons (ϕ) which could modify the relativistic energy density at the eV era (CMB) while keeping BBN essentially unchanged if these extra particles only interact with Standard Model particles via operators of the form \mathcal{O} . This model has predictions for N_ν^{eff} at the CMB epoch in the range $3 \div 4$. For a recent combined study constraining the Yukawa couplings of neutrino to low mass (pseudo) scalars, see [21].

Another possible scenario is to allow for a violation of the spin-statistics theorem in the neutrino sector, so that the neutrino distribution function interpolates between the fermionic and the bosonic results, increasing the number of degrees of freedom for CMB from 0 up to $3/7$, due to the presence of bosonic neutrinos [22].

A different possibility is finally, to consider either a quintessence field with a tracking potential behavior or an extra interaction among the dark energy and radiation (or dark matter) sectors or even a Brans-Dicke field with non trivial potential [23] which could mimic the effect of adding extra radiation between the BBN and CMB epochs. Indeed, we presently know very little about the role of any possible dark energy between BBN and CMB eras, despite the fact that the amount of dark energy at both epochs is very well constrained [24].

These numerous theoretical studies, also motivated by the improvement of the data accuracy which is expected from the next generation of planned experiments like PLANCK, shows the fact that there is quite an intense research activity which intrigues several scholars and try to answer the following two main questions

- i) what is the value of N_ν^{eff} which is favored by cosmological observations with respect to the standard result?
- ii) is there any hint for a time dependent value of N_ν^{eff} , which takes different values at, say, the BBN epoch (photon temperature of order MeV) and CMB last scattering (1 eV)?

In this paper we address both these issues. Though several analysis of the kind are already present in the literature [13], [25]-[38], we provide updated results using a broad set of the most recent available data from CMB, LSS, as well as using Baryon Acoustic Oscillations (BAO) detection of [39], small scale spectrum from Lyman- α forest [40, 41] and finally, reconsidering the constraints from BBN in view of a new Deuterium measurement reported in [42] and using an improved BBN numerical code described in [2]. In particular, our study has been stimulated by a recent paper [43] where a mild disagreement (at the $2.4\text{-}\sigma$ level) is found between the (large) value of N_ν^{eff} at late epochs (CMB and LSS) and both the standard value and that singled out by BBN. Section II is devoted to a summary of the data analysis method, while in Section III we discuss our results. Finally, we draw our conclusions and outlooks in Section IV.

2. Data analysis method

The method we adopt is based on the publicly available Markov Chain Monte Carlo package `cosmomc` [44] with a convergence diagnostics done through the Gelman and Rubin statistic. We sample the following seven-dimensional set of cosmological parameters, adopting flat priors on them: the baryon and Cold Dark Matter densities, $\omega_b = \Omega_b h^2$ and $\omega_c = \Omega_c h^2$, the ratio of the sound horizon to the angular diameter distance at decoupling, θ_s , the scalar spectral index n_s , the overall normalization of the spectrum A at $k = 0.05 \text{ Mpc}^{-1}$, the optical depth to reionization, τ and the effective number of massless neutrinos N_ν^{eff} .

We consider two sets of cosmological data. In the first set, we include the three-year WMAP data [4] (temperature and polarization) with the routine for computing the likelihood supplied by the WMAP team. Together with the WMAP data we also consider the small-scale CMB measurements of CBI [5], VSA [6], ACBAR [7] and BOOMERANG-2k2 [8]. In addition to the CMB data, we include the constraints on the real-space power spectrum of galaxies from the SLOAN galaxy redshift survey (SDSS) [9] and 2dF [10], and the Supernovae Legacy Survey data from [11]. Finally we include a prior on the Hubble parameter from the Hubble Space Telescope Key project [45]. In the second dataset we add to the data quoted above the constraints from the Baryonic Acoustic Oscillations (BAO) detected in the Luminous Red Galaxies (LRG) sample of the SDSS [39] and we include measurements of the small scale primordial spectrum from Lyman- α forest clouds [40, 41].

The first dataset is based on well-established data while the second include new results that, especially in the case of Lyman- α data, should still be confirmed by further experimental data. Therefore, even if more stringent the results obtained from the second dataset should be considered as less conservative. In the framework of the cosmological model and using the data described above we produce constraints on ω_b and N_ν^{eff} , after marginalization over the remaining 'nuisance' parameters.

Constraints on these two parameters are also computed using standard BBN theoretical prediction as provided by the new numerical code described in [2], which includes a detailed treatment of the three active neutrino decoupling stage, as well as a full updating of all rates entering the nuclear chain based on the most recent experimental results on nuclear cross sections. We adopt for the D/H abundance ratio the new average of [42] obtained including a new measurement in a metal poor damped Lyman- α system along the line of sight of QSO SDSS1558-0031

$$\text{D/H} = (2.82_{-0.25}^{+0.27}) \cdot 10^{-5} , \quad (2)$$

We use the uncertainty as quoted in [42], computed by a jackknife analysis. Indeed, the six individual D/H measurements used in their study show a scatter around the weighted mean. This might be a real effect due to non homogeneous D/H abundance, or rather the effect of underestimated errors in measurements.

Finally, we also use the conservative range for the ^4He mass fraction Y_p obtained in [46]

$$Y_p = 0.249 \pm 0.009 . \quad (3)$$

The likelihood function is then constructed as in [2], by also taking into account the (small) D - ^4He correlation term in the inverse covariance matrix due to the effect of the propagated

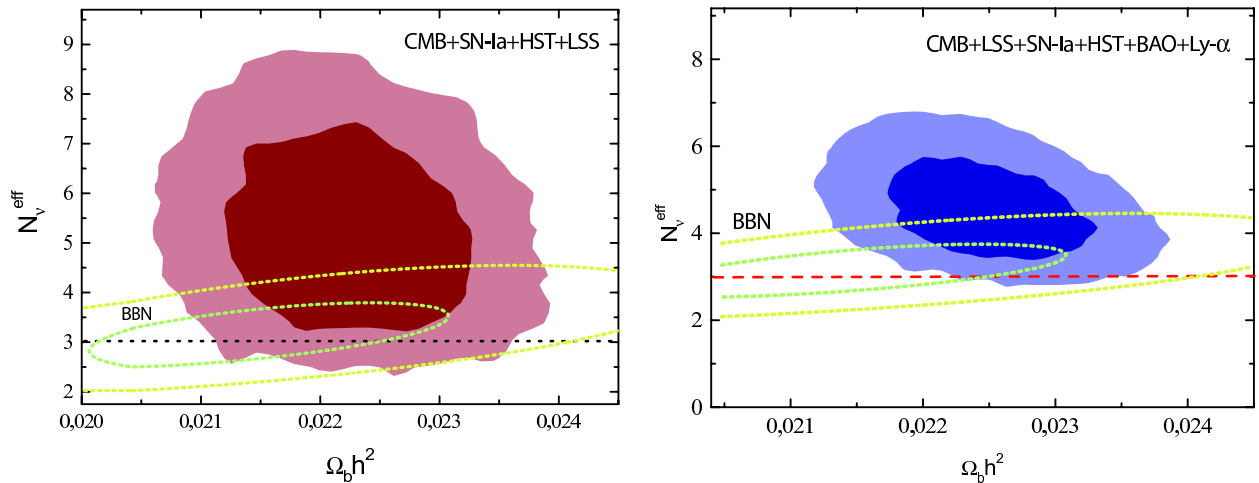


Figure 1. Analysis from the first (more conservative) set of cosmological data (Left Panel) and including Lyman- α and BAO data (Right Panel). We show the marginalized contours at 68% and 95% c.l. on the ω_b - N_ν^{eff} plane along with the analogous contours from BBN using D and ^4He (conservative) experimental results reported in Eqs. (2) and (3) (dotted lines).

uncertainty of the several nuclear rates on the theoretical nuclide abundances.

3. Results

In Figure 1 we show the marginalized constraints at 68% and 95% c.l. in the ω_b - N_ν^{eff} plane obtained using the first dataset (left panel) and the results from the second datasets which includes Lyman- α data and BAO (right panel). In both cases we also show the analogous contours from BBN using the experimental determination of ^4He and D discussed in the previous Section. As we can clearly see, an extra-relativistic component ($N_\nu^{eff} > 3$) is favored by both sets of cosmological data. More specifically, we obtain the following marginalized constraints: $\omega_b = 0.0224 \pm 0.0012$ and $N_\nu^{eff} = 5.2^{+2.7}_{-2.2}$ at 95% c.l. from the first dataset and $\omega_b = 0.0224 \pm 0.0011$ and $N_\nu^{eff} = 4.6^{+1.6}_{-1.5}$ at 95% c.l. when Lyman- α and BAO data are included. These data seems to indicate the presence of an extra-background of relativistic particles at 2- σ level, in agreement with the previous analysis of [43] even if with a slightly lower statistical significance. The small difference from these previous results is explained by slightly different treatment of the data. We also note that [43] did not use the Hubble Space Telescope prior by default.

In general, considering a smaller set of data would weaken the constraints on N_ν^{eff} . For example, combining only the WMAP data with the recent data from the analysis of LRG in the SDSS [47] gives $N_\nu^{eff} = 3.7^{+4.4}_{-2.7}$. Moreover, using different smaller datasets may give different bounds on N_ν^{eff} . This is shown in Table 1. Notice that combining WMAP data with the SDSS power spectrum prefers a large value for $N_\nu^{eff} \sim 8$ though with a large uncertainty, while one gets a scenario compatible with the standard result $N_\nu^{eff} \sim 3$ if the 2dF data are considered, as already noticed in previous analyses [43].

On the other hand, BBN is in very good agreement with the standard result $N_\nu^{eff} \sim 3$. Using the D and ^4He mass fraction of Eqs. (2) and (3), after marginalization we find

Table 1. Constraints on N_ν^{eff} from different datasets. For each dataset we also show the corresponding best fit $\Delta\chi^2$ between model with $N_\nu^{eff} = 3$ and allowing for variation in N_ν^{eff} .

Dataset	N_ν^{eff} (95 c.l.)	$\Delta\chi^2$
CMB+SN-Ia+HST+LSS (first dataset)	$5.2_{-2.2}^{+2.7}$	2.9
CMB+LSS+SN-Ia+HST+BAO+Ly- α (second dataset)	$4.6_{-1.5}^{+1.6}$	3.8
CMB+LRG (SDSS)	$3.7_{-2.7}^{+4.4}$	0.6
WMAP+2dF	$3.2_{-2.3}^{+3.6}$	0.7
WMAP+BAO	$4.2_{-2.1}^{+2.7}$	0.8
WMAP + SDSS	$7.8_{-3.2}^{+2.3}$	6.2
WMAP+BAO+Ly- α +SN-Ia	$5.2_{-1.8}^{+2.1}$	4.6
BBN D [42] + $Y_p = 0.249 \pm 0.009$ [46]	$3.1_{-1.2}^{+1.4}$	/
BBN D [42] + $Y_p = 0.2472 \pm 0.0012$ [48]	3.0 ± 0.2	/
BBN D [42] + $Y_p = 0.2516 \pm 0.0011$ [48]	3.3 ± 0.2	/

$\omega_b = 0.0215_{-0.0029}^{+0.0038}$ and $N_\nu^{eff} = 3.1_{-1.2}^{+1.4}$ at 95% c.l..

Very recently, a new analysis of ^4He mass fraction has been performed using a large and homogeneous sample of extragalactic H II region [48] and taking into account all main source of systematics via a Monte – Carlo approach. This results in a much smaller uncertainty than in [46]. Indeed, using two different He I line emissivities, they find $Y_p = 0.2472 \pm 0.0012$ and $Y_p = 0.2516 \pm 0.0011$, respectively. These values when combined with the result on Deuterium of Eq. (2) lead to a much more constrained bound on the effective neutrino number, $N_\nu^{eff} = 3.0 \pm 0.2$ and $N_\nu^{eff} = 3.3 \pm 0.2$ at 95 c.l.. Marginalization over N_ν^{eff} gives a basically unchanged result for the baryon fraction, $\omega_b = 0.0211_{-0.0020}^{+0.0028}$ and $\omega_b = 0.0217_{-0.0021}^{+0.0028}$. All constraints from BBN are also summarized in Table 1.

Notice that all cosmological data, spanning several decades in redshift or photon temperature provides results which are in agreement at the $2 - \sigma$ level, with the only exception of the WMAP+SDSS dataset which singles out a very large value of N_ν^{eff} , see Table 1. We conclude that presently there is not a strong evidence for different values of N_ν^{eff} at the BBN and late epochs and that a slightly non standard value $N_\nu^{eff} \sim 4$ seems to be preferred when combining all cosmological observables (first two rows of Table 1).

It is also interesting to present our results in a slightly different way, by considering for each nuclide abundance its dependence on N_ν^{eff} . Assuming that the value of N_ν^{eff} *does not change* between the BBN and the late CMB and LSS formation epochs we can compute using our numerical BBN code what are the values of Y_p and D which are preferred at 68 % and 95 % c.l. from the results obtained for ω_b and N_ν^{eff} from the two datasets of the previous Section. This is shown in Figure 2, along with the corresponding experimental values. Notice that as well known, both nuclei show a monotonically increasing behavior as function of the relativistic energy density. As from Figure 1, we see that the measured values of Y_p and D/H are in agreement with the cosmological constraints and a better agreement is obtained for the non standard value $N_\nu^{eff} \sim 4$. In particular we can derive the following marginalized ranges

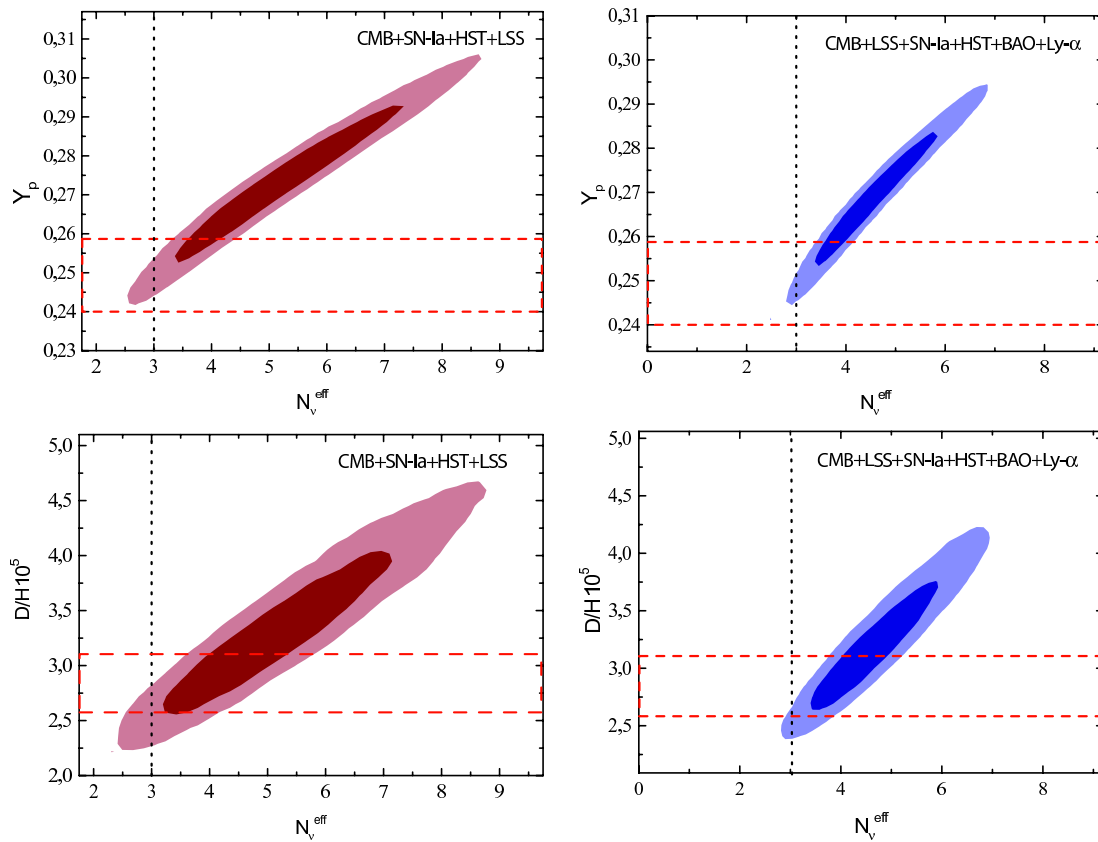


Figure 2. The ${}^4\text{He}$ mass fraction (Top left Panel) and D/H ratio (Bottom left Panel) from the first (more conservative) set of cosmological data versus N_ν^{eff} (see text). We show the marginalized constraints at 68% and 95% c.l., while the regions between the two dashed horizontal lines are the $1\text{-}\sigma$ experimental measurement bands. Plots on the right show the same results but adding BAO and Lyman- α data

$Y_p = 0.273^{+0.027}_{-0.025}$ and $D/H = (3.4^{+1.0}_{-0.9}) \cdot 10^{-5}$ at 95% c.l. for the first dataset and $Y_p = 0.266^{+0.020}_{-0.020}$ and $D/H = (3.1^{+0.8}_{-0.7}) \cdot 10^{-5}$ in case we include in the analysis both BAO and Lyman- α data. As we mentioned, these results are only meaningful under the assumption that N_ν^{eff} does not change from the BBN till very recent epochs. A different conclusion would be obtained if we reason in the framework of models where N_ν^{eff} can change in time as those summarized in Section I. In this case, data shows that nuclei abundances are best fit by a standard value $N_\nu^{\text{eff}} \sim 3$ at the BBN epoch, while CMB and LSS prefer larger values due to some extra relativistic degrees of freedom, though with quite a large error.

Besides ${}^4\text{He}$ and D, the most abundant nuclides produced during BBN are ${}^3\text{He}$ and ${}^7\text{Li}$. As for the latter, there are two recent measurements, namely

$${}^7\text{Li}/\text{H} = (1.23 \pm 0.06) \cdot 10^{-10}, \quad (4)$$

from [49] and

$${}^7\text{Li}/\text{H} = (1.26^{+0.29}_{-0.24}) \cdot 10^{-10}. \quad (5)$$

from [50]. Both these values are a factor larger than three smaller than what is expected from a standard BBN scenario with only three active neutrinos contributing to N_ν^{eff} , which gives

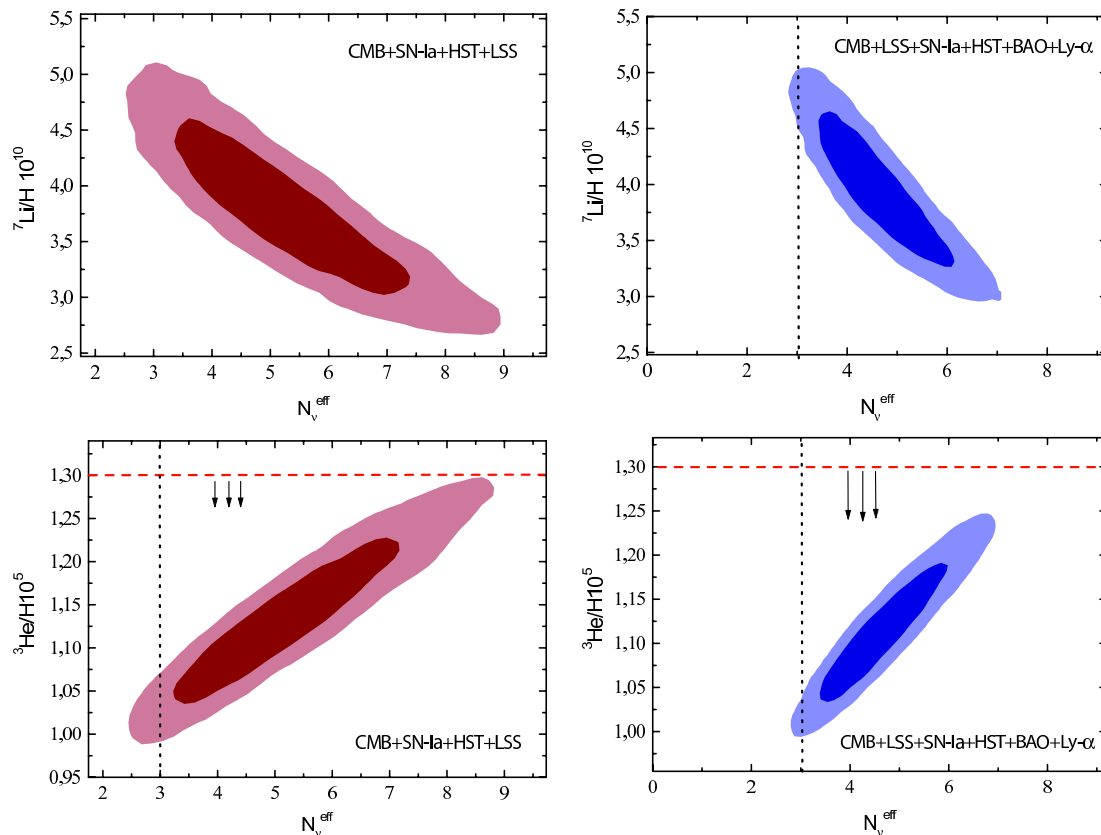


Figure 3. The ${}^7\text{Li}/\text{H}$ (Top Left Panel) and ${}^3\text{He}/\text{H}$ (Bottom Left Panel) from the first (more conservative) set of cosmological data versus N_ν^{eff} . We show the marginalized constraints at 68% and 95% c.l.. We also show the $1-\sigma$ experimental upper limit on ${}^3\text{He}/\text{H}$ of Eq. (6). The experimental results on ${}^7\text{Li}/\text{H}$ are out of the chosen range. Plots on the right show the same results but adding BAO and Lyman- α data

${}^7\text{Li}/\text{H} = (4.7 \pm 0.4) \cdot 10^{-10}$ for $\omega_b = 0.0224$, where the uncertainty is due to propagation of uncertainties on all nuclear rates [2]. It is quite difficult that the theoretical estimate may be reconciled with the experimental value, even allowing for unlikely large values of N_ν^{eff} which would be in striking disagreement with other nuclei abundances. This is shown in Figure 3 (Top Panels) where we report the ${}^7\text{Li}$ abundance versus N_ν^{eff} for the two datasets considered here. Even if N_ν^{eff} is of order of 8 - 9 which is completely excluded by D and ${}^4\text{He}$ measurements, the predicted value for this nuclide is too high, suggesting a strong depletion mechanism of the Spite plateau value [50]. This is also suggested by the fact that a positive dependence on the metallicity has been found in [49], while there is only a weak evidence for such a dependence in the star sample studied in [50]. In any case, it is quite problematic to compare BBN predictions with ${}^7\text{Li}$ data, and further studies seem necessary in understanding possible source of systematics in POP II stellar modelling.

The results for ${}^3\text{He}$ using the two datasets are shown in the bottom panels of Figure 3. We recall that presently only an upper bound has been found for the primordial abundance of

this nuclide [51] ||

$${}^3\text{He}/\text{H} < (1.1 \pm 0.2) \cdot 10^{-5} , \quad (6)$$

since the experimental study is highly complicated by the fact that the primordial ${}^3\text{He}$ is strongly changed by stellar activity [52]. It is interesting to note however, that this upper bound is very close to the expected primordial value for a standard BBN scenario. Using $\omega_b = 0.0224$ and three standard neutrinos contributing to the relativistic energy density we get in fact from the BBN numerical code used in our analysis ${}^3\text{He}/\text{H} = (1.02 \pm 0.03) \cdot 10^{-5}$, where again the uncertainty is due to the errors in the (experimental) values of the nuclear rates, largely dominated by the uncertainty in the ${}^3\text{He}$ destruction process ${}^3\text{He}(d,p){}^4\text{He}$ [2]. By looking at Figure 3 we see that any further improvement in the upper limit or an experimental estimate for its primordial abundance would have a big impact in constraining the value of N_ν^{eff} at the BBN epoch. For example, if the upper limit would decrease by 20 % this may represent a robust evidence in favor of a standard value $N_\nu^{eff} \sim 3$ at BBN, so that any indication of larger values for this parameter by other cosmological observables would be a strong indication of a late production of relativistic degrees of freedom *after* BBN. From our analysis we also find that combining all data used so far we can derive the following conservative lower bound at 95 % c.l.

$${}^3\text{He}/\text{H} \geq 0.95 \cdot 10^{-5} , \quad (7)$$

where we have also included the effect of the nuclear rate uncertainty in the theoretical estimate.

4. Conclusions and Outlooks

In this paper we have presented an updated analysis of the constraints on the relativistic energy density in the Universe combining several cosmological data which *measure* the value of the effective number of neutrinos N_ν^{eff} at different epochs in the evolution of the Universe. Nuclide abundances produced during BBN can tell us in fact how much energy was in the form of relativistic species when the photon temperature was in the range 0.01-1 MeV, while CMB and LSS data provide information at much later epochs. In the standard scenario after $e^+ - e^-$ annihilation only three chiral active neutrinos contribute to N_ν^{eff} , and any observed deviation from the value $N_\nu^{eff} = 3.046$ predicted in the framework of the Standard Model interactions would be a signal of new physics.

Using WMAP and small scale CMB measurements, LSS and type Ia Supernova Surveys we find that $N_\nu^{eff} \sim 3$ is allowed at $2\text{-}\sigma$ though the data prefer somehow larger values. In particular we obtain $N_\nu^{eff} = 5.2_{-2.2}^{+2.7}$ at 95 % c.l.. Including Lyman- α and BAO data do not substantially change the result, $N_\nu^{eff} = 4.6_{-1.5}^{+1.6}$ at 95 % c.l.. On the other hand, data on primordial D and ${}^4\text{He}$ are in excellent agreement with $N_\nu^{eff} \sim 3$. This tension between BBN result and other observations might be interpreted as a $2\text{-}\sigma$ evidence of the fact that further relativistic species are produced during the evolution of the Universe after BBN, but our viewpoint is that this conclusion is still statistically very weak and further data are necessary.

|| A weaker bound is obtained by combining a larger sample of galactic HII regions, ${}^3\text{He}/\text{H} \leq (1.9 \pm 0.6) \cdot 10^{-5}$ [51].

Combining all data, under the assumption that the number of relativistic species does not change from BBN down to CMB and LSS formation epochs, the three neutrino scenario is still quite consistent, while data show a better agreement for slightly larger values $N_\nu^{eff} = 3 - 4$. Considering a smaller set of data would weaken the constraints on N_ν^{eff} . For example, we mentioned that combining only the WMAP data with the recent data from the analysis of LRG in the SDSS [47] gives the constrain $N_\nu^{eff} = 3.7_{-2.7}^{+4.4}$ with the standard value $N_\nu^{eff} = 3.046$ well consistent with the data (see also [53]). Moreover, choosing different smaller dataset also affects the bound on N_ν^{eff} , see Table 1. Finally, we also point out that we assumed in our analysis only massless neutrinos. The datasets we considered in this paper and neutrino oscillation experiments are indeed in agreement with a negligible (for cosmology) neutrino mass (see [43] and [54]). However, considering massive neutrinos would shift our constraints to even higher values for N_ν^{eff} (see e.g. [38]).

Apart from further data from CMB anisotropy and polarization which can be foreseen and available in the near future, as for example from the PLANCK experiment¶, as well as further studies on both Lyman- α and BAO data, we stress that new results on primordial nuclei abundance are needed. The large (systematic) error on the ${}^4\text{He}$ mass fraction is severely limiting the accuracy of any estimate of N_ν^{eff} at the MeV scale, while more accurate data on Deuterium, though always welcome, are not expected to change the overall picture in a significant manner, unless the accuracy in predicting the baryon density would become comparable with the one obtained with CMB measurements. This requires in particular, a better understanding of the apparent spread of individual D/H measurements in different QSO systems as due to a real non homogeneous distribution of primordial Deuterium in the sky or an underestimated statistical uncertainty in the measurements.

Interestingly, an improved upper bound or measurement of primordial ${}^3\text{He}$ would have a large impact in further constraining N_ν^{eff} . This is unfortunately, a very difficult task, because of the large contamination of primordial ${}^3\text{He}$ by stellar activity. However, in the framework of homogeneous BBN there is a robust lower limit on this nuclide abundance, ${}^3\text{He}/\text{H} \geq 0.95 \cdot 10^{-5}$, which is very close to the present experimental upper bound, so we can optimistically expect some further development in the near future.

Acknowledgments

G. Mangano is pleased to thank Galileo Galilei, Florence, Italy, for the hospitality and the INFN for partial support during the completion of this work. O. Mena is supported by the European Programme MRTN-CT-2004-503369. G. Mangano and G. Miele are supported, in part, by PRIN04 of the Italian MIUR under grant *Fisica Astroparticellare*. P.D. Serpico is gratefully acknowledged for useful discussions.

¶ Forecast analysis estimate a sensitivity of PLANCK on N_ν^{eff} at the level of 0.2-0.4, see e.g. [55].

References

- [1] Mangano G *et al.*, 2005 Nucl. Phys. B **729** 221 [hep-ph/0506164].
- [2] Serpico P D *et al.*, 2004 JCAP **0412** 010 [astro-ph/0408076].
- [3] Lesgourgues J and Pastor S, 2006 Phys. Rept. **429** 307 [astro-ph/0603494].
- [4] Spergel D N *et al.*, *Wilkinson microwave anisotropy probe (WMAP) three year results: implications for cosmology*, 2006 *Preprint* astro-ph/0603449.
- [5] Readhead A C S *et al.*, 2004 ApJ **609** 498 [astro-ph/0402359].
- [6] Dickinson C *et al.*, 2004 MNRAS **353** 732 [astro-ph/0402498].
- [7] Kuo C L *et al.*, 2002 *American Astronomical Society Meeting* Vol. **201**.
- [8] MacTavish C J *et al.*, 2006 Astrophys. J. **647** 799 [astro-ph/0507503].
- [9] Tegmark M *et al.*, 2004 ApJ **606** 702 [astro-ph/0310725].
- [10] Cole S *et al.* [The 2dFGRS Collaboration], 2005 Mon. Not. Roy. Astron. Soc. **362** 505 [astro-ph/0501174].
- [11] Astier P *et al.*, 2006 Astron. Astrophys. **447** 31 [astro-ph/0510447].
- [12] Blanchard, A *et al.*, 2003 Astron. Astrophys. **412** 35 [astro-ph/0304237].
- [13] Hansen S H *et al.*, 2002 Phys. Rev. D **65** 023511 [astro-ph/0105385].
- [14] Bowen R *et al.*, 2002 Mon. Not. Roy. Astron. Soc. **334** 760 [astro-ph/0110636].
- [15] Kaplinghat M and Turner M S, 2001 Phys. Rev. Lett. **86** 385 [astro-ph/0007454].
- [16] White M J, Gelmini G and Silk J, 1995 Phys. Rev. D **51** 2669 [astro-ph/9411098].
- [17] Aguilar A *et al.* [LSND Collaboration], 2001 Phys. Rev. D **64** 112007 [hep-ex/0104049].
- [18] Dodelson S, Melchiorri A and Slosar A, 2006 Phys. Rev. Lett. **97** 04301 [astro-ph/0511500].
- [19] Chen M C, de Gouvea A and Dobrescu B A, *Gauge Trimming of Neutrino Masses*, 2006 *Preprint* hep-ph/0612017.
- [20] Chacko Z *et al.*, 2004 Phys. Rev. D **70** 085008 [hep-ph/0312267].
- [21] Hannestad S and Raffelt G, 2005 Phys. Rev. D **72** 103514 [hep-ph/0509278].
- [22] Dolgov A D, Hansen S H and Smirnov A Y, 2005 JCAP **0506** 004 [astro-ph/0503612].
- [23] De Felice A, Mangano G, Serpico P D and Trodden M, 2006 Phys. Rev. D **74** 103005 [astro-ph/0510359].
- [24] Bean R, Hansen S H and Melchiorri A, 2001 Phys. Rev. D **64** 103508 [astro-ph/0104162].
- [25] Hannestad S, 2000 Phys. Rev. Lett. **85** 4203 [astro-ph/0005018].
- [26] Hannestad S, 2001 Phys. Rev. D **64** 083002 [astro-ph/0105220].
- [27] Zentner A R and Walker T P, 2002 Phys. Rev. D **65** 063506 [astro-ph/0110533].
- [28] Crotty P, Lesgourgues J and Pastor S, 2003 Phys. Rev. D **67** 123005 [astro-ph/0302337].
- [29] Pierpaoli E, 2003 Mon. Not. Roy. Astron. Soc. **342** L63 [astro-ph/0302465].
- [30] Hannestad S, 2003 JCAP **0305** 004 [astro-ph/0303076].
- [31] Barger V *et al.*, 2003 Phys. Lett. B **566** 8 [hep-ph/0305075].
- [32] Barger V *et al.*, 2003 Phys. Lett. B **569** 123 [hep-ph/0306061].
- [33] Cuoco A *et al.*, 2003 Int. J. Mod. Phys. A **19** 4431 [astro-ph/0307213].
- [34] Hannestad S and Raffelt G, 2003 JCAP **0404** 008 [hep-ph/0312154].
- [35] Crotty P, Lesgourgues J and Pastor S, 2004 Phys. Rev. D **69** 123007 [hep-ph/0402049].
- [36] Hannestad S, 2006 JCAP **0601** 001 [astro-ph/0510582].
- [37] Cirelli M and Strumia A, *Cosmology of neutrinos and extra light particles after WMAP3*, 2006 *Preprint* astro-ph/0607086.
- [38] Hannestad S and Raffelt G, 2006 JCAP **0611** 016 [astro-ph/0607101].
- [39] Eisenstein D J *et al.*, 2005 Astrophys. J. **633** 560 [astro-ph/0501171].
- [40] McDonald P *et al.*, 2006 Astrophys. J. Suppl. **163** 80 [astro-ph/0405013].
- [41] McDonald P *et al.*, 2005 Astrophys. J. **635** 761 [astro-ph/0407377].
- [42] O'Meara J M *et al.*, *The Deuterium to Hydrogen Abundance Ratio Towards the QSO SDSS1558-0031*, 2006 *Preprint* astro-ph/0608302.
- [43] Seljak U, Slosar A and McDonald P, 2006 JCAP **0610** 014 [astro-ph/0604335].
- [44] Lewis A and Bridle S, 2002 Phys. Rev. D **66** 103511 [astro-ph/0205436].
- [45] Freedman W L *et al.*, 2001 Astrophys. J. **553** 47 [astro-ph/0012376].
- [46] Olive K A and Skillman E D, 2004 Astrophys. J. **617** 29 [astro-ph/0405588].

- [47] Tegmark M *et al.*, *Cosmological Constraints from the SDSS Luminous Red Galaxies*, 2006 Preprint astro-ph/0608632.
- [48] Izotov Y I, Thuan T X and Stasinska G, 2007 Preprint astro-ph/0702072.
- [49] Ryan S G, Norris J E and Beers T C, 1999 *Astrophys. J.* **523** 654 [astro-ph/9903059].
- [50] Bonifacio P *et al.*, *First stars. 7. Lithium in extremely metal poor dwarfs*, 2006 Preprint astro-ph/0610245.
- [51] Bania T M *et al.*, 2002 *Nature* **415** 54.
- [52] Eggleton P P, Dearborn D S P and Lattanzio J C, *Deep Mixing of He-3: Reconciling Big Bang and Stellar Nucleosynthesis*, 2006 Preprint astro-ph/0611039.
- [53] Ichikawa K, Kawasaki M and Takahashi F, *Constraint on the effective number of neutrino species from the WMAP and SDSS LRG power spectra*, 2006 Preprint astro-ph/0611784.
- [54] Fogli G L *et al.*, *Observables sensitive to absolute neutrino masses: A reappraisal after WMAP-3y and first MINOS results*, 2006 Preprint hep-ph/0608060.
- [55] Perotto L *et al.*, 2006 *JCAP* **0610** 013 [astro-ph/0606227].