

LETTER TO THE EDITOR

Effect of dark matter annihilation on gas cooling and star formation

Yago Ascasibar

Astrophysikalisches Institut Potsdam, An der Sternwarte 16, Potsdam D-14482 (Germany)
e-mail: yago@aip.de

June 19, 2018

ABSTRACT

Context. In the current paradigm of cosmic structure formation, dark matter plays a key role on the formation and evolution of galaxies through its gravitational influence. On microscopic scales, dark matter particles are expected to annihilate amongst themselves into different products, with some fraction of the energy being transferred to the baryonic component.

Aims. It is the aim of the present work to show that, in the innermost regions of dark matter halos, heating by dark matter annihilation may be comparable to the cooling rate of the gas.

Methods. We use analytical models of the dark matter and gas distributions in order to estimate the heating and cooling rates, as well as the energy available from supernova explosions.

Results. Depending on the model parameters and the precise nature of dark matter particles, the injected energy may be enough to balance radiative cooling in the cores of galaxy clusters. On galactic scales, it would inhibit star formation more efficiently than supernova feedback.

Conclusions. Our results suggest that dark matter annihilation prevents gas cooling and star formation within at least 0.01 – 1 per cent of the virial radius.

Key words. Cosmology: theory – dark matter – Galaxies: formation – evolution

1. Introduction

One of the most remarkable achievements of modern Cosmology is the measurement of the fundamental constituents of the Universe. Over 80 per cent (Spergel et al. 2006) of the matter (one fifth of the total energy density) is currently believed to be composed of non-baryonic dark matter particles (see e.g. Bertone et al. 2005, for a review of candidates). The cold dark matter scenario has been extremely successful in explaining many of the observed properties of galaxies over a broad range of scales and environments, but there are nevertheless several issues that still defy our understanding.

One of them is the number of dwarf galaxies orbiting around the Milky Way, with numerical simulations predicting one or two orders of magnitude more satellites than observed (Klypin et al. 1999; Moore et al. 1999). Perhaps the currently most favored explanation is that photoionization (Efstathiou 1992) prevented gas cooling in the smallest objects. According to Kravtsov et al. (2004), star formation should be strongly suppressed for all halos smaller than $10^9 M_{\odot}$. A similar problem might exist on galaxy cluster scales, which would push the threshold to $10^{11} M_{\odot}$ or even larger (Kase et al. 2006).

Actually, observations of the conditional luminosity function indicate that the mass-to-light ratio reaches a minimum for halo masses around $3 \times 10^{11} M_{\odot}$, with objects below $10^{10} M_{\odot}$ virtually devoid of galaxies (van den Bosch et al. 2003). It is at present unclear whether the cosmic ultraviolet background could provide enough photons to achieve such effect; numerical experiments suggest that some fraction of the gas is still expected to cool and collapse into stars at the centers of most halos (Hoeft et al. 2005).

There is an observed upper mass limit above which star formation seems to be suppressed as well. This threshold increases

with redshift (see e.g. Bundy et al. 2006), in apparent contradiction with the hierarchical picture. Star formation in the most massive galaxies takes place at relatively early times and then it suddenly shuts off, while less massive objects tend to form their stars at later times (Cowie et al. 1996).

The problem is particularly noticeable in galaxy clusters, where it is difficult to understand why the gas is currently cooling at a much slower rate than expected from its X-ray luminosity (Peterson et al. 2001), and an external heat source, such as an active galactic nucleus, is often invoked in order to explain the phenomenon.

A similar mechanism may also be responsible for the red and blue sequences observed in the color-magnitude diagram of galaxies, that can only be reproduced by quenching star formation in halos more massive than $\sim 10^{12} M_{\odot}$ (Croton et al. 2006; Cattaneo et al. 2006).

Here we propose that annihilation of dark matter particles may provide a considerable amount of energy, which, if transferred to the surrounding gas, could help alleviating some of the discrepancies outlined above.

On cluster scales, it has been argued that neutralino annihilation may play a role in the cooling flow problem (Totani 2004; Colafrancesco et al. 2006), and there have been several studies assessing the impact of dark matter decay and/or annihilation on the cosmic ionization history (Padmanabhan & Finkbeiner 2005; Mapelli et al. 2006; Zhang et al. 2006) and the soft gamma-ray background (Ahn & Komatsu 2005; Rasera et al. 2006), as well as on the first generation of galaxies (Ripamonti et al. 2006b).

It is our aim to show that, for a relatively broad range of scenarios, dark matter annihilation may also influence galaxy for-

mation and evolution by quenching gas cooling and star formation near the center of dark matter halos.

2. Heat from cold dark matter

When two dark matter particles annihilate, all their energy goes into the annihilation products. Some fraction, f_{rad} , will be radiated away at different wavelengths, from gamma rays to radio, and it can be used to impose constraints on the nature of dark matter (Bertone et al. 2005). The present study focuses on the remaining fraction, $f_{\text{abs}} = 1 - f_{\text{rad}}$, that is eventually absorbed by the surrounding baryonic gas, which is thus heated at a rate

$$\dot{u} = f_{\text{abs}} n_{\text{dm}} n_{\text{dm}^*} \langle \sigma v \rangle 2m_{\text{dm}} c^2 = f_{\text{abs}} C \rho_{\text{dm}}^2 \langle \sigma v \rangle c^2 / (2m_{\text{dm}}) \quad (1)$$

where the dot denotes derivative with respect to time, u is the gas energy per unit volume, m_{dm} , ρ_{dm} , and n_{dm} are the mass, density, and number density of dark matter particles, respectively, $\langle \sigma v \rangle$ is their annihilation cross-section, and we have assumed in the last step non-self-conjugate particles, $n_{\text{dm}} = n_{\text{dm}^*} = \rho_{\text{dm}} / (2m_{\text{dm}})$.

The clumping factor, $C = \langle \rho_{\text{dm}}^2 \rangle / \langle \rho_{\text{dm}} \rangle^2$, accounts for the presence of substructures (Bergström et al. 1999). Current simulations (Diemand et al. 2006) indicate that C should be of the order of a factor of 2 or 3, although higher values (e.g. Colafrancesco et al. 2006), $C \geq 10$, cannot be excluded. It is important to note, though, that the distribution of subhalos is less concentrated than that of the smooth component of the main halo (Nagai & Kravtsov 2005), and therefore C should actually be a decreasing function of ρ_{dm} .

It has been recently shown that, for light dark matter particles ($m_{\text{dm}} \sim 3 - 10$ MeV) annihilating in a neutral unmagnetized gas at the average cosmic density, $f_{\text{abs}} \geq 0.03$ (Ripamonti et al. 2006a). At typical galactic densities, the absorbed fraction is expected to increase due to the higher rate of Coulomb collisions, up to $f_{\text{abs}} \sim 1$. However, for heavier candidates ($m_{\text{dm}} > 100$ MeV) more radiation is expected through inverse Compton and synchrotron emission from the initially relativistic annihilation products. Thermalization becomes again efficient when the energy of these particles (most notably electrons and positrons, but also protons and other particles) drops below a few GeV, leading to $f_{\text{abs}} \sim 0.1$ for $m_{\text{dm}} < 100$ GeV (Totani 2004).

For thermal relics, the observed cosmic density imposes $\langle \sigma v \rangle \simeq 3 \times 10^{-26} \text{ cm}^3 \text{ s}^{-1}$ at the time of decoupling. However, light particles with $0.511 < m_{\text{dm}} < 100$ MeV and such a cross-section would produce too many positrons and gamma rays within our galaxy. Compatibility with INTEGRAL/SPI measurements requires (Ascasibar et al. 2006) that the present-day annihilation cross-section into electron-positron pairs satisfies

$$\langle \sigma v \rangle_{e^+e^-} \leq 3 \times 10^{-30} \left(\frac{m_{\text{dm}} c^2}{1 \text{ MeV}} \right)^2 \text{ cm}^3 \text{ s}^{-1}. \quad (2)$$

Substituting this expression in equation (1), the energy input increases proportionally to m_{dm} until it reaches a maximum at $m_{\text{dm}} \sim 100$ MeV, and then it declines as m_{dm}^{-1} .

For the density profile of the dark matter halo, we adopt the general formula

$$\rho_{\text{dm}} = \frac{\rho_s}{(r/r_s)^\alpha (1 + r/r_s)^{3-\alpha}} \quad (3)$$

where ρ_s and r_s are the characteristic density and radius of the object, and α is the asymptotic logarithmic slope at the center. Cosmological N-body simulations (Navarro et al. 1997) suggest $\alpha \sim 1$. Lower values have been inferred from the

rotation curves of dwarf and low surface brightness galaxies (Flores & Primack 1994; Moore 1994), although it is at present unclear whether these observations may be consistent with steeper profiles (Hayashi et al. 2004; Spekkens et al. 2005). On the other hand, $\alpha > 1$ is expected from adiabatic contraction due to stars (Blumenthal et al. 1986) and/or a supermassive black hole (Gondolo & Silk 1999). Finally, the density profile

$$\rho_{\text{dm}} = \rho_2 e^{-\frac{2}{\beta} \left[\left(\frac{r}{r_2} \right)^\beta - 1 \right]} \quad (4)$$

with $\beta \simeq 0.18$ also describes the results of numerical simulations (Navarro et al. 2004), and it tends to a finite value at the center. In this expression, ρ_2 is the density at the radius r_2 where the logarithmic slope is equal to -2 . For the profile (3), this occurs at $r_2 = (2 - \alpha)r_s$. In order to model halos on different scales, we account for the mass-concentration relation (Bullock et al. 2001) according to

$$\frac{r_2}{20 \text{ kpc}} = \left(\frac{M_{200}}{10^{12} M_\odot} \right)^{0.46} \quad (5)$$

where M_{200} is the mass enclosed at an overdensity of 200 times the critical density.

3. Results

We compare in Figure 1 the heating rate given by equation (1) with the local cooling rate of the gas and the energy available from supernova feedback. In order to obtain an upper limit (Case I), we set $m_{\text{dm}} = 100$ MeV, $\langle \sigma v \rangle = 3 \times 10^{-26} \text{ cm}^3 \text{ s}^{-1}$, $f_{\text{abs}} = 1$, and $C = 10$. More realistic values, $f_{\text{abs}} = 0.1$ and $C = 1$, are assumed for Case II ($m_{\text{dm}} = 10$ MeV, $\langle \sigma v \rangle = 3 \times 10^{-28} \text{ cm}^3 \text{ s}^{-1}$) and Case III ($m_{\text{dm}} = 100$ GeV, $\langle \sigma v \rangle = 3 \times 10^{-26} \text{ cm}^3 \text{ s}^{-1}$).

The dark matter density profile follows expression (4), and the baryonic component is modeled as a polytrope with effective index $\gamma \simeq 1.18$ (Ascasibar et al. 2003). The cooling rate of the gas is determined by the function $\Lambda(T_{\text{gas}}) = \dot{u} / \rho_{\text{gas}}^2$ tabulated in Sutherland & Dopita (1993), and new stars are formed as (Kennicutt 1998)

$$\dot{\rho}_* \simeq 0.02 \frac{\rho_{\text{gas}}}{\tau_{\text{dyn}}} \quad (6)$$

where $\tau_{\text{dyn}} = \sqrt{(3\pi)/(16G\rho_{\text{gas}})}$ is the local dynamical time¹. Supernova explosions can inject energy at a rate $\dot{u} = \epsilon_{\text{SN}} \dot{\rho}_*$, with $\epsilon_{\text{SN}} \simeq 4 \times 10^{48} \text{ erg } M_\odot^{-1}$ for a Salpeter (1955) initial mass function.

Heat from annihilating dark matter particles is usually several orders of magnitude below the radiative cooling rate of the gas, except in the central part, where the dark matter density becomes much larger than the gas density. In this region, dark matter annihilation not only provides more energy than supernovae; in fact, it would prevent gas cooling and star formation completely.

The heated gas would expand and rise buoyantly, creating winds, shocks, and turbulence, and a full three-dimensional simulation would be required in order to evaluate the net effect on the ambient baryonic medium. Recent numerical studies of the effect of cosmic rays accelerated in structure formation shocks show that the total mass-to-light ratio of small halos and the faint

¹ If the cooling time $\tau_c = u/\dot{u} < \tau_{\text{dyn}}$, the gas can cool to temperatures $\sim 10^4$ K in pressure equilibrium with the ambient medium, and its density will be enhanced by a factor $T_{\text{gas}}/(10^4 \text{ K})$.

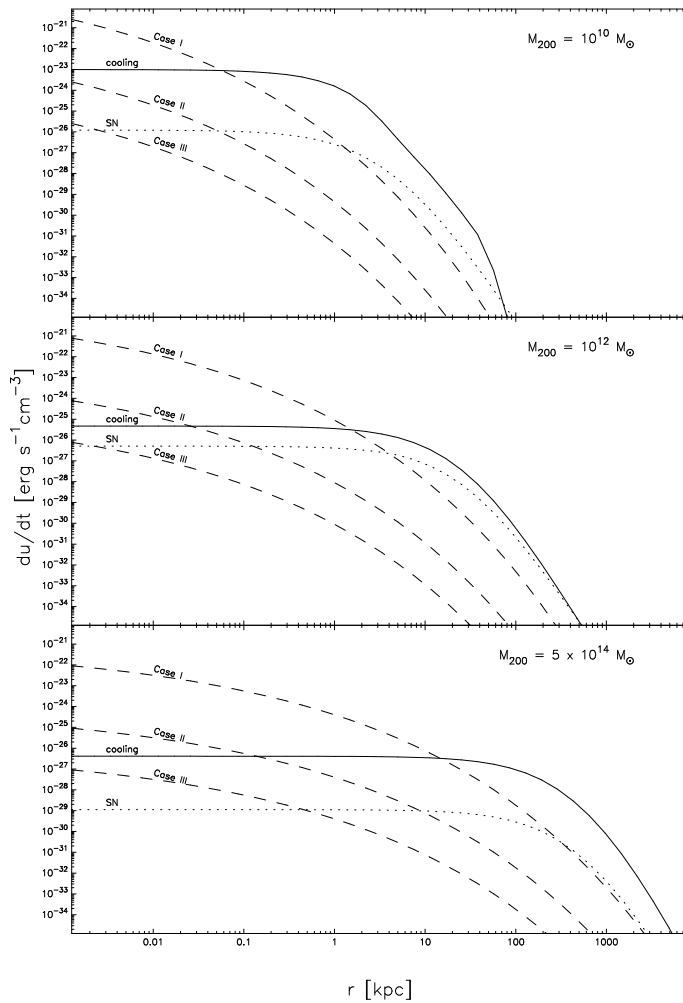


Fig. 1. Heat injection (dashed lines) for different dark matter scenarios (see text), compared to the cooling rate of the gas (solid lines) and feedback from supernovae (dotted lines) in halos of different mass.

end of the luminosity function can indeed be strongly affected by the injection of relativistic particles (Jubelgas et al. 2006).

The extent of the heating-dominated region is very sensitive to the specific dark matter candidate, which sets the normalization of equation (1) through the product of f_{abs} , $\langle\sigma v\rangle$, and m_{dm} . We show in Figure 2 the radius r_b at which heating balances cooling, as well as the integrated energy injection within r_b and r_{200} , for cases I, II, and III. We also plot the results for a dark matter density profile of the form (3) for $0.25 < \alpha < 1.75$.

When $\alpha = 0$, dark matter annihilation is not able to counteract gas cooling at any radius, not even in the most optimistic Case I. However, this does not apply to any “cored” density profile. Our results for expression (4) are similar to those obtained for $\alpha = 1$ in cases I and II. In Case III, dark matter heating is so close to gas cooling that the asymptotic behaviour of the density profile has a critical impact on r_b .

Values of r_b range from sub-parsec to kpc scales. For the values of C and f_{abs} adopted in cases II and III, dark matter annihilation could only solve the cooling flow problem for a steep ($\alpha \geq 1.75$) profile, in agreement with previous studies (Totani 2004; Colafrancesco et al. 2006). On galactic scales, it will reduce the fraction of baryons collapsed into stars and prevent the growth of excessively massive bulges in small systems.

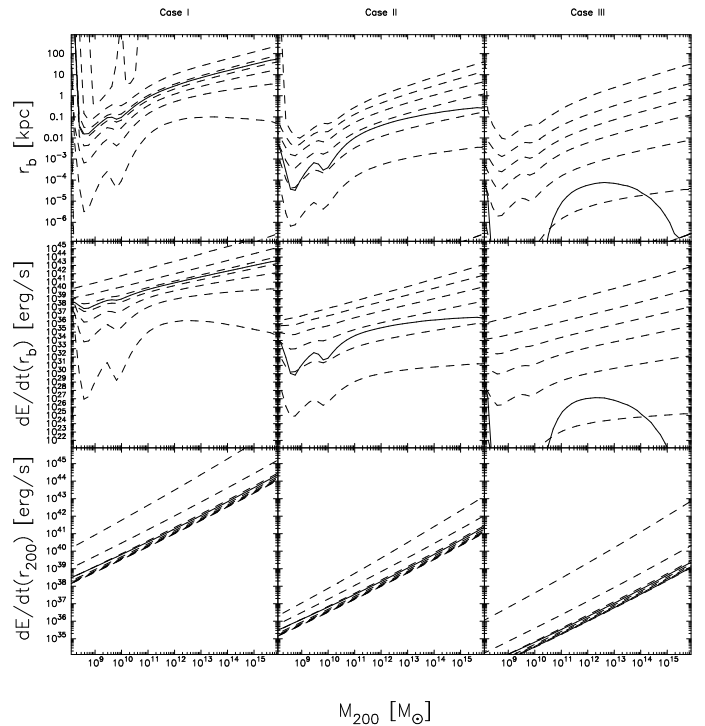


Fig. 2. Radius r_b at which heating balances cooling (top), energy injection within r_b (middle) and within r_{200} (bottom), as a function of virial mass. Solid lines correspond to the profile (4). Results for expression (3), with α varying from 0.25 to 1.75 in steps of 0.25, are plotted as dashed lines.

Ionization² would reduce the cooling rate for gas temperatures $10^4 < T \leq 10^5$ K and increase it for $T < 10^4$ K. Figure 3 gives an estimate of this effect by assuming pure thermal bremsstrahlung (Efstathiou 1992). Only the unrealistic Case I would be able to completely quench star formation in small ($M_{200} < 10^9 M_\odot$) halos. In all the other cases, $r_b \leq 0.01 r_{200}$.

Finally, we have tested the dependence on the shape of the gas profile by using equation (3) to model the baryonic component. Results depend very weakly on the value of α_{gas} , as long as $\alpha_{\text{gas}} \leq 0.3$. For higher values, which may be attained if cooling has already taken place in the outer parts of the halo, dark matter annihilation will not be effective in preventing further cooling and star formation. Note, however, that this gas will be quickly converted into stars, leaving a less dense medium. In fact, such mechanism has been proposed to explain the entropy excess in galaxy groups (Bryan 2000).

4. Conclusions

Annihilation of dark matter particles would produce gamma ray (see e.g. Bertone 2006, and references therein), X-ray (e.g. Bergstrom et al. 2006) and radio (e.g. Colafrancesco & Mele 2001; Colafrancesco 2004) emission. The present study suggests that it may also have a noticeable effect on galaxy formation and evolution, providing a constant (and relatively powerful) heat source at the center of every dark matter halo.

The magnitude of the effect depends on the physical properties of dark matter and its distribution within the halo. Our an-

² The time required to ionize all gas within r_b , $\tau_{\text{ion}} \sim M_{\text{gas}}(r_b) \langle E_{\text{ion}} \rangle / \dot{E}(r_b)$, where $\langle E_{\text{ion}} \rangle \approx 3 \times 10^{46}$ erg M_\odot^{-1} , is of the order of 1 Myr.

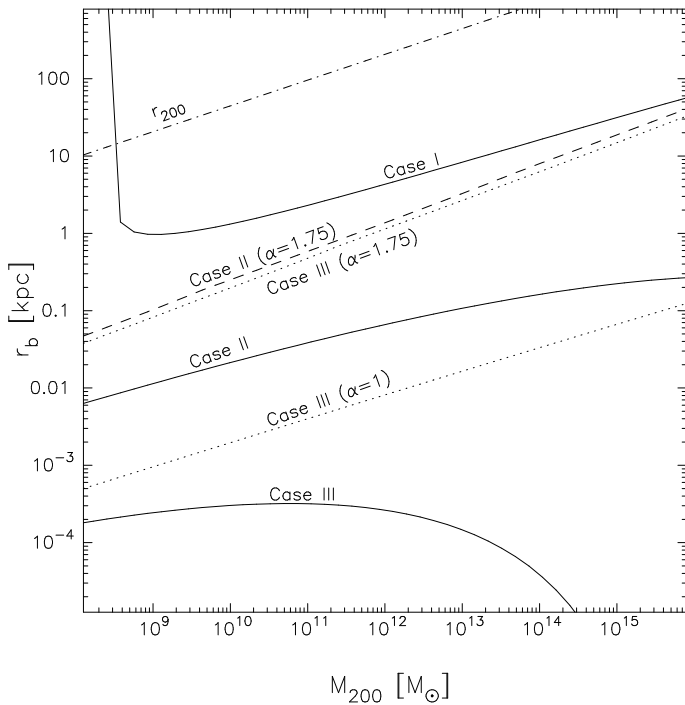


Fig. 3. Radius r_b for an ionized gas. Solid lines depict cases I, II, and III (see text). Dashed line corresponds to Case II with $\alpha = 1.75$ in (3), and dotted lines show $\alpha = 1$ and $\alpha = 1.75$ for Case III. Dash-dotted line displays the virial radius, r_{200} .

alytical estimates show that, for reasonable values of the model parameters, the amount of energy injected into the gas can be larger than the cooling rate in the central regions. Only for extremely shallow dark matter density profiles or steep gas density profiles could all the energy be radiated efficiently.

Else, cooling and star formation would be completely switched off within the radius r_b where heating balances cooling. For most of the cases considered, this radius is between 0.01 and 1 per cent of the virial radius of the object. For the upper limit, Case I, our results indicate that no stars could form within 10 per cent of the virial radius, and no star at all could form in haloes less massive than $\sim 10^9 M_\odot$.

Evaluating the impact of dark matter annihilation on the star formation rate outside r_b would only be possible by implementing dark matter heating in a self-consistent numerical simulation of cosmic structure formation. Equation (1) provides a simple prescription to carry out such an experiment and determine the maximum amount of heat compatible with current observations. Some dark matter scenarios (e.g. Case I) seem to inject too much energy for galaxies to form. More realistic models (e.g. cases II and III) might actually explain why current models predict many more stars than observed, particularly in the central regions of galaxies, thus providing an intriguing alternative to more conventional astrophysical feedback mechanisms.

Acknowledgements. The author would like to thank Céline Bøhm for many useful comments and discussions, without which this work would have never been possible.

References

Ahn, K. & Komatsu, E. 2005, Phys. Rev., D71, 021303(R)
 Ascasibar, Y., Jean, P., Boehm, C., & Knoedlseder, J. 2006, MNRAS, 368, 1695
 Ascasibar, Y., Yepes, G., Müller, V., & Gottlöber, S. 2003, MNRAS, 346, 731
 Bergström, L., Edsjö, J., Gondolo, P., & Ullio, P. 1999, Phys. Rev. D, 59, 043506

Bergstrom, L., Fairbairn, M., & Pieri, L. 2006, ArXiv Astrophysics e-prints
 Bertone, G. 2006, astro-ph/0608706
 Bertone, G., Hooper, D., & Silk, J. 2005, Phys. Rep., 405, 279
 Blumenthal, G. R., Faber, S. M., Flores, R., & Primack, J. R. 1986, ApJ, 301, 27
 Bryan, G. L. 2000, ApJ, 544, L1
 Bullock, J. S., Dekel, A., Kolatt, T. S., et al. 2001, ApJ, 555, 240
 Bundy, K., Ellis, R. S., Conselice, C. J., et al. 2006, ApJ, 651, 120
 Cattaneo, A., Dekel, A., Devriendt, J., Guiderdoni, B., & Blaizot, J. 2006, astro-ph/0601295
 Colafrancesco, S. 2004, A&A, 422, L23
 Colafrancesco, S. & Mele, B. 2001, ApJ, 562, 24
 Colafrancesco, S., Profumo, S., & Ullio, P. 2006, A&A, 455, 21
 Cowie, L. L., Songaila, A., Hu, E. M., & Cohen, J. G. 1996, AJ, 112, 839
 Croton et al. 2006, MNRAS, 365, 11
 Diemand, J., Kuhlen, M., & Madau, P. 2006, astro-ph/0611370
 Efstathiou, G. 1992, MNRAS, 256, 43P
 Flores, R. A. & Primack, J. R. 1994, ApJ, 427, L1
 Gondolo, P. & Silk, J. 1999, Physical Review Letters, 83, 1719
 Hayashi, E., Navarro, J. F., Power, C., et al. 2004, MNRAS, 355, 794
 Hoefl, M., Yepes, G., Gottlöber, S., & Springel, V. 2005, astro-ph/0501304
 Jubelgas, M., Springel, V., Ensslin, T. A., & Pfrommer, C. 2006, astro-ph/0603485
 Kase, H., Makino, J., & Funato, Y. 2006, astro-ph/0603074
 Kennicutt, Jr., R. C. 1998, ApJ, 498, 541
 Klypin, A., Kravtsov, A. V., Valenzuela, O., & Prada, F. 1999, ApJ, 522, 82
 Kravtsov, A. V., Gnedin, O. Y., & Klypin, A. A. 2004, ApJ, 609, 482
 Mapelli, M., Ferrara, A., & Pierpaoli, E. 2006, MNRAS, 369, 1719
 Moore, B. 1994, Nature, 370, 629
 Moore, B., Ghigna, S., Governato, F., et al. 1999, ApJ, 524, L19
 Nagai, D. & Kravtsov, A. V. 2005, ApJ, 618, 557
 Navarro, J. F., Frenk, C. S., & White, S. D. M. 1997, ApJ, 490, 493
 Navarro, J. F., Hayashi, E., Power, C., et al. 2004, MNRAS, 349, 1039
 Padmanabhan, N. & Finkbeiner, D. P. 2005, Phys. Rev. D, 72, 023508
 Peterson, J. R., Paerels, F. B. S., Kaastra, J. S., et al. 2001, A&A, 365, L104
 Rasera, Y., Teyssier, R., Sizin, P., et al. 2006, Phys. Rev. D, 73, 103518
 Ripamonti, E., Mapelli, M., & Ferrara, A. 2006a, astro-ph/0606482
 Ripamonti, E., Mapelli, M., & Ferrara, A. 2006b, astro-ph/0606483
 Salpeter, E. E. 1955, ApJ, 121, 161
 Spekkens, K., Giovanelli, R., & Haynes, M. P. 2005, AJ, 129, 2119
 Spergel, D. N., Bean, R., Dore, O., et al. 2006, astro-ph/0603449
 Sutherland, R. S. & Dopita, M. A. 1993, ApJS, 88, 253
 Totani, T. 2004, Phys. Rev. Lett., 92, 191301
 van den Bosch, F. C., Yang, X., & Mo, H. J. 2003, MNRAS, 340, 771
 Zhang, L., Chen, X., Lei, Y.-A., & Si, Z. 2006, astro-ph/0603425