

# Dark Energy with Fine Redshift Sampling

Eric V. Linder

Berkeley Lab, University of California, Berkeley, CA 94720

(Dated: November 19, 2018)

The cosmological constant and many other possible origins for acceleration of the cosmic expansion possess variations in the dark energy properties slow on the Hubble time scale. Given that models with more rapid variation, or even phase transitions, are possible though, we examine the fineness in redshift with which cosmological probes can realistically be employed, and what constraints this could impose on dark energy behavior. In particular, we discuss various aspects of baryon acoustic oscillations, and their use to measure the Hubble parameter  $H(z)$ . We find that currently considered cosmological probes have an innate resolution no finer than  $\Delta z \approx 0.2 - 0.3$ .

## I. INTRODUCTION

The origin of the acceleration of the cosmic expansion is unknown and currently observations give significant constraints on only broad properties of the physics, such as a time-averaged or constant effective equation of state ratio  $w$ . To look for clues to the physics we seek to measure the dynamics with redshift,  $w(z)$ , but this requires next generation experiments with improved precision and systematics control, and a longer redshift range for leverage on cosmological parameter degeneracies.

Characterizing the dark energy by a tilt  $1 + w$  and a running  $w' = \dot{w}/H$  defines deviations from the cosmological constant value of  $w = -1$  with no time variation,  $\dot{w} = 0$ , and gives important distinctions between models or classes of physics (see, e.g., [1]). Since the dark energy, whatever it is, lives in an expanding spacetime with characteristic expansion timescale,  $H^{-1} = a/\dot{a}$ , entering as a Hubble friction in the dark energy equations of motion, then dark energy variation may be slow,  $w' \ll 1$ . Models that exhibit rapid variation recently, after Hubble friction should have had a long time to influence them, tend to be highly fine tuned (see, e.g., [2, 3]).

Nevertheless, it is an interesting question to ask whether a rapid variation or phase transition in dark energy properties could be detected by cosmological probes by turning up the vernier, or fineness with redshift, of the measurements. As we try to increase the redshift resolution, various effects thwart us: dependence of observables on single or double integrals of  $w(z)$ , broad redshift kernels of cosmological sensitivity, Nyquist and statistical limits on independent modes, and measurement systematics coherent over redshift.

In §II we explore the “single integral” probe of  $H(z)$  from baryon acoustic oscillations and corrections to that picture. We discuss the cosmological sensitivity kernel of probes in §III, addressing the trade off between resolution and precision. Important physical consequences of rapid time variation are mentioned in §IV. We compare the ability of different baryon acoustic oscillation surveys to determine dark energy dynamics in §V, and sum up the results in §VI.

## II. MEASURING $H(z)$

Observables that depend on distances involve a double integral of the dynamics  $w(z)$ , increasing the difficulty of seeing a rapid variation. Growth factors of mass density perturbations face much the same situation. Measurements directly of the Hubble parameter  $H(z)$  involve a single integral and so might offer more sensitivity to rapid variation. The characteristic length scale of baryon acoustic oscillations (BAO), seen in the pattern of large scale structure clustering, in the radial, line of sight, direction is frequently phrased in terms of measuring  $H(z)$  [4, 5, 6].

The radial modes involve the ratio of the proper distance  $r_p$  across a redshift interval  $dz$  to the sound horizon scale  $s$  at CMB last scattering, where

$$\int dr_p = \int_{z_c - \Delta}^{z_c + \Delta} \frac{dz}{(1+z)H(z)}, \quad (1)$$

with  $z_c$  the central redshift and bin width  $2\Delta$ . For thin redshift slices  $H(z)$  generally varies little over the interval and the measurement of  $I \equiv \int dr_p/s$  provides a good estimation of  $H(z_c)$ . However we are specifically interested in the case when there *is* rapid variation, so it is worthwhile investigating the accuracy of this interpretation.

The deviation in the true quantity  $I$  from the approximation  $\tilde{I} \equiv 2\Delta/[(1+z_c)H(z_c)s]$  often used to interpret the radial BAO as a  $H(z)$ , or single integral of  $w(z)$ , measurement, is quadratic in the bin width. The first order term vanishes from a Taylor expansion of the behavior of  $H(z)$  about the central redshift, leaving

$$\frac{\delta I}{I} \approx \frac{(n+1)(n+2)}{6} \left( \frac{\Delta}{1+z_c} \right)^2, \quad (2)$$

where  $H(z) \sim (1+z)^n$  over the redshift interval. For the matter dominated case,  $n = 3/2$ . A typical value for  $\Delta/(1+z_c)$  might be  $1/16$ , e.g. for  $\Delta = 0.25$  at  $z_c = 3$ , or  $\Delta = 0.1$  at  $z_c = 0.6$ . This would give a 0.6% deviation  $\delta I/I$ . For a  $\Lambda$ CDM cosmology, the deviation from a pure measurement of  $H(z)$  varies from 0.2-0.8%.

A rapid transition, however, can give a correction first order in  $\Delta/(1+z_c)$ , because a Taylor expansion about the

central redshift is invalid. This holds as well for a phase transition that occurs within the redshift slice, above or below the central redshift. For example, a phase transition from  $w = 0$  behavior to  $w = -1$  can create a deviation of 1.1% of the BAO scale relative to the Hubble parameter  $H(z_c)$  interpretation in a slice from  $z = 1.1 - 1.5$ , and exceeds 6% deviation for  $z = 0.4 - 0.6$ . Such a phase transition admittedly appears drastic, so we consider a more sedate model for describing a transition, the e-fold model [7].

The e-fold model describes a transition from a high redshift value  $w_p$  of the equation of state to an asymptotic future value  $w_f = w_p - \Delta w$ , occurring at scale factor  $a_t = 1/(1 + z_t)$  with rapidity  $\tau$ :

$$w(a) = w_f + \frac{\Delta w}{1 + (a/a_t)^{1/\tau}}. \quad (3)$$

This has the virtue of a smooth, tunable transition and an analytic form for  $H(z)$ . (One can also consider the kink model [8] though this lacks an analytic expression for  $H(z)$ .) Taking a reasonably mild transition with  $w_f = -1$ ,  $w_p = -0.5$ ,  $a_t = 0.5$ , and  $\tau = 0.2$  (i.e.  $dw/d \ln a_t = -0.625$ , a bit slower than the “natural” value  $-1$ ) we find deviations of 0.7-0.9% for slices of thickness  $\Delta z = 2\Delta = 0.4$  at various redshifts in  $z = 1 - 2$ .

So in reality, the radial BAO scale measures an effective Hubble parameter

$$\bar{H}(z_c) \equiv \left[ \int_{z_c - \Delta}^{z_c + \Delta} \frac{dz}{2\Delta} \frac{1 + z_c}{(1 + z) H(z)} \right]^{-1} \quad (4)$$

and is not formally a single integral probe of the dark energy dynamics. Because it is not actually measuring  $H(z)$ , the deviation between  $\bar{H}$  and  $H$ , i.e.  $\delta H/H = \delta \bar{H}/\bar{H}$ , will bias the cosmology if it is not properly taken into account. This bias will be small for experiments with precision weaker than 1%. But even the LCDM case indicates that calling a radial BAO scale a measurement of  $H(z)$  is inaccurate if the experiment aims at subpercent level precision.

Figure 1 illustrates the effect of the misestimation of  $H(z)$  on the cosmological model. For a flat universe with dimensionless matter density  $\Omega_m$  and dark energy equation of state  $w(a) = w_0 + w_a(1 - a)$ , the deviation from the true Hubble parameter can lead to an apparent disfavoring of the true, cosmological constant cosmology by more than  $1\sigma$ . Here we consider a hypothetical experiment that obtains the BAO radial and tangential scales to 0.5% precision (we take the tangential, or angular diameter distance, measurements to be unbiased) and combines them with 0.4% precision on the distance to the CMB last scattering surface.

Note that a BAO experiment covering only the ranges  $z = 1.1 - 1.5$  and  $z = 1.5 - 1.9$  (plus CMB) would not estimate the dark energy time variation to better than  $\sigma(w_a) \approx 1$ , so we also add BAO radial and tangential information from an additional experiment in  $z = 0.5 - 0.7$ .

This additional experiment actually carries much of the cosmological leverage, as opposed to the  $z \approx 1 - 2$  measurements, as seen by relaxing the lower redshift experiment’s precision to 1% (difference between solid and dashed curves). In either case, the bias from treating the BAO radial scale as a measure of  $H(z)$  must be addressed.

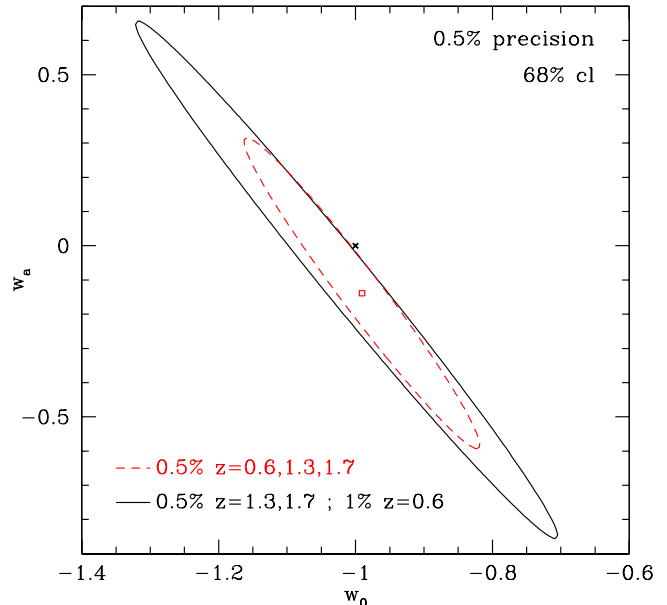


FIG. 1: Treating the baryon acoustic oscillation radial scale as a direct measure of the  $H(z)$  biases the results from the true cosmology (here a cosmological constant, shown by the  $x$ ). Constraints here include a Planck CMB prior in addition to BAO radial and tangential scale measurements. Much of the cosmology leverage comes from  $z < 1$ , as shown by the weakening of the  $1\sigma$  joint parameter uncertainty contour on relaxing the  $z = 0.6$  data precision from 0.5% (dashed red, with best fit given by the square) to 1% (solid black).

One can formally correct  $\bar{H}$  to  $H$ , obtaining a true measure of  $H$ , only if one knows the cosmological model. In this sense, interpreting radial BAO measurements in terms of the Hubble parameter runs into a systematic floor at the subpercent level.

This is easily sidestepped, however, in that there is no need to claim measurement of  $H$ ; one can simply carry out the analysis in terms of the radial distance  $\int dr_p$ , and propagate this through in the usual way to constraints on the cosmological parameters. This avoids bias, and only smears the parameter estimation by less than 2% relative to the case where  $H$  had actually been obtained.

One can also just assume a fiducial cosmological model to approximate the correction of  $\bar{H}$  to  $H$ . Specifically, we define

$$\bar{H}_{\text{cor}}(z_c) = \bar{H}(z_c) + H_{\text{fid}}(z_c) - \bar{H}_{\text{fid}}(z_c), \quad (5)$$

where fid denotes the fiducial model, e.g. LCDM with  $\Omega_m = 0.28$ . Since the fiducial model is not necessarily the true cosmology, this still possesses bias but generally at a reduced level relative to no correction. For example, in the e-fold case used above, the 0.7-0.9% deviations become reduced to  $\sim 0.1\%$ . One could carry out an iterative correction process for further reduction.

In practical terms, then, one does obtain values  $H(z_i)$  for a set of redshift bins centered at  $z_i$  (putting aside the exception of a model with a phase transition). The limit on the fineness of the spacing of the  $z_i$  is set by a variety of factors, including the ‘‘Nyquist’’ lower limit on the slice thickness by requiring a fundamental wavemode (determined by the comoving sound horizon scale of  $\sim 100h^{-1}$  Mpc) to fit across the redshift slice,

$$\Delta z > H\lambda_{\text{Nyq}} = \frac{H}{H_0} \frac{2 \times 100h^{-1} \text{ Mpc}}{3000 h^{-1} \text{ Mpc}} \approx 0.12 - 0.3 \quad (6)$$

where the last expression is for values of  $H$  at  $z = 1$  and  $z = 3$  in a LCDM universe, and by the need for a large volume (hence substantial redshift thickness since the solid angle is limited by  $4\pi$ ) to measure many modes to obtain strong statistical precision. For percent level measurements, this last factor imposes [9, 10]

$$\Delta z > 0.2. \quad (7)$$

### III. FINENESS AND FINESSE

For the case of distance measures (and related probes), we can consider whether there is an innate limit to a fine-toothed cosmological comb for seeing rapid transition in dark energy dynamics, or whether increasingly finely sampled data can provide such a tool.

The characteristic feature size of a variation is

$$\Delta \ln a \approx \left| \frac{\Delta w}{dw/d \ln a_t} \right|. \quad (8)$$

For appreciable transitions  $|\Delta w| > 0.2$  and non-extreme variations  $w' \equiv dw/d \ln a < 1$ , we see that  $\Delta \ln a > 0.2$  or  $\Delta z > 0.2$ . Thus very fine redshift sampling does not in itself enable further insights into the dynamics.

Looking at the sensitivity functions  $\partial \ln d / \partial p$  for the distance  $d$  (whether this is luminosity distance or angular diameter distance, or the reduced distance  $(\Omega_m h^2)^{1/2} d$  that BAO measure) and parameters  $w_f$ ,  $\Delta w$ ,  $a_t$ ,  $\tau$ , we see from Fig. 2 that the dependences are fairly smooth in redshift. Effectively, the kernel over which the observations feel the dark energy dynamics is broad, so fine mapping over redshift is not essential.

For measures of  $H(z)$ , the characteristic redshift fineness for variation is somewhat enhanced, but still leads to  $\Delta z > 0.2$  for  $w' < 2$ . True phase transition behavior can avoid this bound, but as we saw in §II, precision measures of  $H$  through radial BAO require  $\Delta z > 0.2$  anyway.

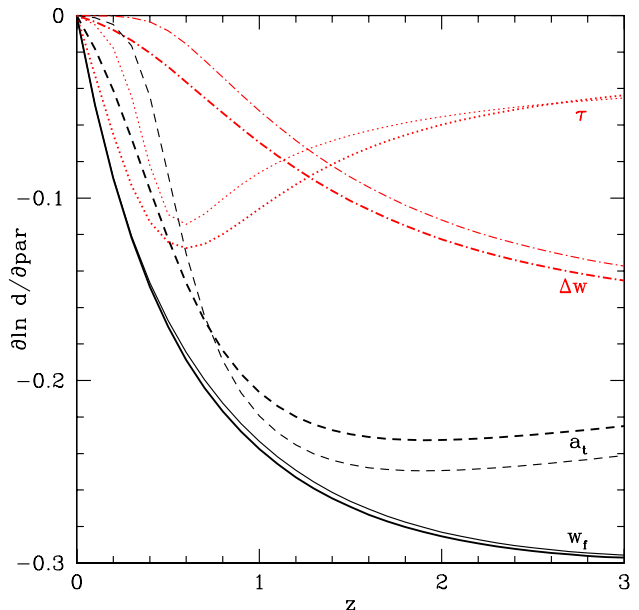


FIG. 2: The variation of distance observables with dark energy dynamics is smooth, with a broad kernel, even for rapid transitions. Here an e-fold transition from  $w_p = -0.5$  to  $w_f = -1$  takes place at  $a_t = 0.7$  ( $z_t = 0.43$ ), with  $w' = -1$  (heavy curves) or  $w' = -2.5$  (light curves).

For the e-fold model,  $\Delta \ln a > 4\tau$ ; see §IV for what happens if we try to make too rapid a transition ( $\tau \ll 1$ ). Note that the two parameters of most physical interest, the asymptotic future equation of state (hence determining the fate of the universe)  $w_f$  and the equation of state change  $\Delta w$  (or asymptotic past equation of state  $w_p = w_f + \Delta w$ ) have very smooth variations, indicating broad sampling is sufficient. Even the less interesting variables of the transition scale factor  $a_t$  and breadth  $\tau$  do not show fine structure with redshift (note Fig. 2 is for low  $z_t$  and large  $w'$ , each acting to enhance the sharpness of features). We can understand the sensitivity curves as follows:  $\Delta w$ ,  $a_t$ , and  $\tau$  have little sensitivity at redshifts between the present and the transition, while well after the transition the sensitivity levels off (for  $\Delta w$ ) or slowly declines ( $a_t$ ,  $\tau$ ) as the equation of state becomes effectively averaged over. For  $w_f$  the sensitivity increases at low redshift (from zero due to the initial cosmology independent  $d \sim z$  behavior), then gradually levels off, again due to effective averaging.

The broad kernels seen here, in a model with an explicit transition, also exist in the principal component analysis of non-parametric  $w(z)$ . The major principal components for supernovae, BAO, or weak lensing shear power spectrum all have widths  $\Delta z \gtrsim 0.3$ , with weak lensing tending to have the broadest [7, 11, 12, 13]. None of the major principal components act as a fine-toothed comb for dark energy. While the weaker principal components

do exhibit rapid variation in redshift, these components are poorly determined and the variation is oscillatory, so they do not really focus on specific dark energy behavior. Localized, and less oscillatory, uncorrelated “square root” principal components [14] again show characteristic widths  $\Delta z > 0.2$ .

We now verify explicitly that fineness of redshift mapping, beyond  $\Delta z \approx 0.1$ , does not improve determination of dark energy dynamics. Consider distance measurements of some precision  $P$  at  $N$  redshifts evenly spaced in  $z = 0.1 - 1.7$  (we add a local anchor at  $z = 0.05$  as well) so the redshift fineness is  $\delta z = 1.6/N$  ( $\delta z$  is the sampling scale of the distance-redshift relation, not an error on redshift measurement). As we increase  $N$ , giving finer mapping of the distance-redshift relation, or expansion history, the constraints on dark energy parameters improve. However, this is not due to the fineness of the mapping, but to the additional statistics, i.e. the larger data set from increased sampling. Compensating for the statistics by reducing the “finesse”, or precision on a measurement, i.e. keeping  $PN^{-1/2}$  fixed, we find that the improvement arises essentially wholly from statistics. That is, the dark energy constraints for the case of mapping with fineness  $\delta z = 0.1$  are within 2% of those for mapping with  $\delta z = 0.05$  but  $\sqrt{2}$  worse precision, and within 4% for mapping with  $\delta z = 0.2$  but  $\sqrt{2}$  better precision. Within these limits, the fineness of the experiment is matched by the finesse of the experiment.

When the sampling becomes too broad, information *is* lost if the mapping misses the feature, and cannot be made up by  $\sqrt{N}$  statistics; the cosmological leverage decreases. As well, making the sampling sparser without continually scaling the precision worsens the cosmological constraints, while the statistical precision cannot be improved without limit due to systematic uncertainties imposing a floor.

Conversely, finer sampling, which allows looser precision, leads to no gain because of the width of the cosmological kernel: reducing  $\delta z$  to 0.01, while relaxing the precision by  $\sqrt{10}$ , gives constraints only 2-4% weaker than the  $\delta z = 0.1$  case. This seems to suggest an experiment capable of fine mapping, such as supernova distance measurements (but not radial BAO due to its redshift thickness requirements) might be employed in this “fine scan” manner with a relaxed precision requirement. An obstacle that arises to this approach is that systematics have not only an amplitude imposing a floor to precision but a redshift coherence length. Sampling more finely than the coherence scale does not give independent measurements of the cosmology and so the fine sampling does not reduce the measurement uncertainty as fast as  $N^{-1/2}$  and thus the constraints weaken.

#### IV. RAPID TRANSITIONS

For fine features to survive in the cosmological expansion history, extreme dynamics of dark energy is re-

quired. We saw that the characteristic redshift width of the variations in observables is  $\Delta z \gtrsim 0.3$ , only approaching somewhat smaller values when dealing with extraordinarily rapid transitions in dark energy and a probe capable of measuring  $H(z)$ , such as radial BAO. As below Eq. (8), the most optimistic scenario requires  $|w'| > 2$  or  $|\dot{w}| > 2H$ .

Apart from the practical difficulties discussed of making precision radial BAO measurements in thin redshift slices, and theoretical naturalness considerations of large  $w'$  (and some observational limits on phase transition-like behavior, e.g. [15, 16]), such rapid variation shakes the entire cosmological framework. Most simply put, if the equation of state is to stay finite, say between 0 and -1, then a large  $\dot{w}$  also requires a large  $\ddot{w}$ , i.e. a large velocity within a finite box requires a large acceleration too. The quantity  $\ddot{w}$  can also be phrased in terms of  $w''$  by

$$\frac{\ddot{w}}{H^2} = w'' + \frac{\dot{H}}{H^2} w' = w'' - w'(1+q), \quad (9)$$

where  $q$  is the deceleration parameter. (Note that for both the e-fold model and  $w_a$  model,  $w'' \sim w'$ .)

However, rapid time variation in the dark energy equation of state is directly related to spatial variations in the dark energy, giving the field  $\phi$  an effective mass  $m = \sqrt{V_{,\phi\phi}}$ , where the curvature of the potential

$$V_{,\phi\phi}/H^2 \sim \mathcal{O}(w'^2, w''). \quad (10)$$

(see [3, 17] for the full expression). If  $m \gtrsim H$  then spatial inhomogeneities in the dark energy can form on sub-Hubble scales – i.e. it becomes a clustering component and affects large scale structure (see, e.g., [18]). Thus for rapid variations we have no guarantee that the primordial acoustic scale imprinted in large scale structure remains pristine (cf. [19]); the case when there might exist fine features in  $H(z)$  is also the case when BAO may no longer function cleanly as a cosmological probe.

#### V. DETECTING A TRANSITION

Given that an arbitrarily fine map of the expansion history is impractical, we consider how well we could detect rapid variation of the dark energy dynamics. One problem with such behavior is the necessity for many parameters to describe the transition: the minimum as discussed in [7, 8] is four equation of state variables, such as the asymptotic past and future values, the time of the transition, and its rapidity. However, even a combination of next generation data sets will be unable to accurately constrain all four parameters (plus the matter density and any other variables; we take a flat universe) – the maximum number of tightly fit dark energy parameters is two [7].

Therefore we must concentrate on the most interesting physics, holding the other parameters fixed, in order

to obtain significant constraints. Perhaps most interesting is  $w_f$ , the asymptotic future value of  $w(z)$ . This plays a central role in determining the fate of the universe, e.g. if  $w_f < -1$  one has classically a “Big Rip” scenario [20]. Moreover, the value  $w_f = -1$  leads to an asymptotic deSitter spacetime, qualitatively different in its horizon properties from other cases [21]. We might also like to know the amount by which the dark energy evolves,  $\Delta w$ , to check consistency with a cosmological constant, or equivalently know what its high redshift properties are – e.g. did it track during the matter dominated era (e.g. [22, 23, 24]), or was the early equation of state consistent with a geometrically induced value, such as  $w(z \gg 1) = -0.5$  for the DGP braneworld case ([25, 26]; also see [27]). The transition time and rapidity variables,  $a_t$  and  $\tau$  within the e-fold model, give a less direct view of the physics, and so, since we are forced to fix two variables, we hold them constant. This is not wholly satisfactory, but otherwise we cannot explore the impact of cosmological probe design on discriminating rapid transitions in dark energy. (Note [28] addresses the complementary question of detectability of  $a_t$  and  $\tau$ , fixing  $w_f$  and  $\Delta w$  – their Eq. 2 is the e-fold model, with  $\Gamma = 1/(2\tau)$ .)

Generally, probes tied to the recent universe, such as supernova distances, do better at constraining  $w_f$ , and probes tied to the early universe, such as BAO scales, do better at constraining  $\Delta w$ . The crossover in advantage of one vs. the other is sensitive to the fiducial values assumed for the transition time and rapidity, so we cannot draw model independent conclusions about these two different techniques. Instead, for a somewhat more controlled analysis we compare the BAO probe to itself by considering the effect of varying the redshift range of the data.

We consider 1% measurements of the radial and tangential acoustic scales (essentially  $H(z)/(\Omega_m h^2)^{1/2}$  and  $(\Omega_m h^2)^{1/2} d(z)$ ) for the cases  $z \leq 1.0$  ( $z = 0.4 - 0.6, 0.6 - 0.8, 0.8 - 1.0$ ),  $z \leq 1.2$  ( $z \leq 1.0$  plus  $1.0 - 1.2$ ), and  $z < 2$  ( $z \leq 1.2$  plus  $1.25 - 1.55, 1.55 - 1.9$ ). Note that measurements in the  $z = 1.2 - 1.9$  range are difficult from the ground, so we can examine whether the BAO technique presents a pressing need for space based observations.

Figure 3 shows the constraints on the dark energy variables  $w_f$  and  $\Delta w$  (marginalizing over  $\Omega_m$  but fixing  $a_t = 0.5$  and  $\tau = 0.125$ , i.e.  $w' = -1$ ) for a fairly rapid transition in dark energy. The asymptotic future value is determined to about 5% and the degree of evolution to  $\sim 30\%$ . It also illustrates that most cosmological leverage comes from the data at  $z \lesssim 1.2$ , accessible from the ground. Adding the space observations in  $z = 1.2 - 1.9$  tightens the parameters constraints by less than 6%. Reducing the range to  $z \leq 1.0$  in turn weakens the constraints by 9% (but further narrowing of the redshift range rapidly diminishes leverage).

Despite half of the dark energy transition lying above  $z = 1$ , the BAO technique is sufficiently powerful that

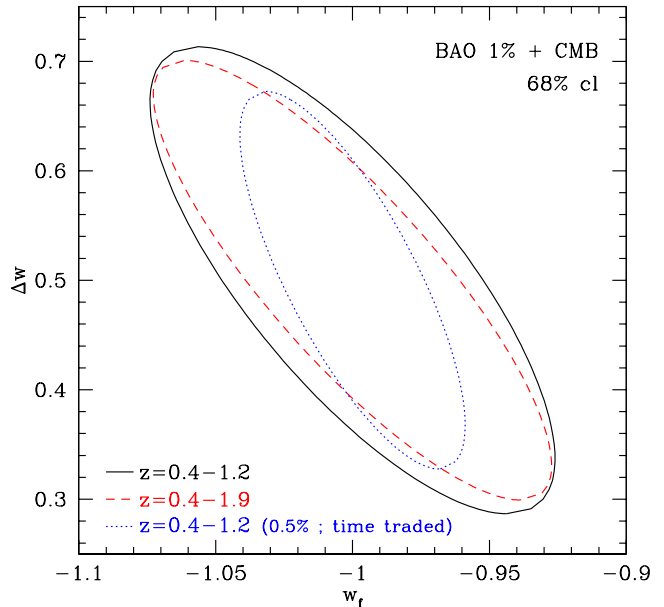


FIG. 3: BAO constraints on dark energy undergoing a rapid transition gain most of their leverage from data at  $z \lesssim 1$ , due to the BAO scale being tied to the CMB at high redshift. Trading the time/expense of  $z > 1.2$  BAO observations to improve the precision of  $z < 1.2$  information is much more efficacious.

observations at  $z \lesssim 1$  provide most of the cosmological leverage. This is due in large part to the BAO scale being tied to the CMB at high redshift, so in this sense  $z < 1$  has a greater lever arm. The conclusion that the  $z \leq 1.2$  data set suffices holds even for higher redshift transitions. If the transition takes place at  $z_t = 2$ , well above  $z = 1.2$ , addition of  $z = 1.2 - 1.9$  data improves constraints by less than 13%. Furthermore, recall this was for a very sharp transition,  $w' = -1$ ; if we consider a transition at  $z_t = 2$  with  $w' = -0.5$  (the equivalent of  $w_a = 1.5$  – still rather rapid!), then the  $z = 1.2 - 1.9$  data deliver only a 3% improvement. This is good news, in that even cosmologies with rapid evolution in dark energy at  $z > 1$  do not require space based BAO observations; ground based, precision measurements at  $z \leq 1.2$  suffice.

## VI. CONCLUSIONS

If there is fine structure in the dark energy dynamics, i.e. rapid variation in  $w(z)$ , this will be difficult to detect by any currently considered cosmological probe. Cosmological sensitivities to variation have a finite kernel in redshift due to innate dependences of the observables, plus additional effects such as Nyquist limits of wavemodes in a redshift slice and coherence of systematics over redshift. (A hypothetical, idealized probe of arbitrary precision and no systematics can evade these

conclusions.)

The radial baryon acoustic oscillation scale effectively provides a measure of the Hubble parameter  $H(z)$ , though measurements aspiring to subpercent level accuracy must either carry out the analysis in terms of the finite proper distance interval or correct for bias. The corrected Hubble parameter is close to a single integral over the dark energy dynamics, but the fineness of resolution is restricted to  $\Delta z \gtrsim 0.2$  by the Nyquist limit, the need for sufficient volume, and the innate cosmological kernel. Double integral measures such as tangential BAO and supernova distances have a similar resolution.

For BAO, accurate experiments in the redshift range  $z = 0.4 - 1.2$ , readily accessible from ground based observations, would provide the great majority of this probe's leverage, even for a transition occurring at  $z \approx 2$ . Supernova distances mapping  $z = 0 - 1.7$  have most discriminating power for transitions that are not extremely rapid or that occur at lower redshifts. Rapid transitions raise theoretical complications in any probe utilizing large scale structure as one expects clustering of dark energy on subHubble scales, altering the matter power spectrum.

An important consequence of the innate smoothing from the cosmology, as well as the other contributors

such as systematics coherence, is that attempts to reconstruct the dark energy behavior utilizing derivatives of the data will say more about measurement noise than the intrinsically smoothed physics.

The lack of a fine resolution probe in redshift, plus the increased number of parameters needed to describe a rapid transition in dark energy properties, mean that even next generation experiments will not be able to map dark energy behavior in great detail. To draw the most information from the observations, survey design must concentrate on systematics control, including reducing coherence effects over redshift, and maximize the redshift baseline over the era when dark energy has significant influence. In addition, we will be challenged to be clever enough to deduce the nature of dark energy from just a few, broad properties.

### Acknowledgments

This work has been supported in part by the Director, Office of Science, Department of Energy under grant DE-AC02-05CH11231.

- 
- [1] R.R. Caldwell & E.V. Linder 2005, Phys. Rev. Lett. 95, 141301 [astro-ph/0505494]
  - [2] J.A. Frieman, C.T. Hill, A. Stebbins, I. Waga 1995, Phys. Rev. Lett. 75, 2077 [astro-ph/9505060]
  - [3] E.V. Linder 2006, Phys. Rev. D 73, 063010 [astro-ph/0601052]
  - [4] C. Blake & K. Glazebrook 2003, ApJ 594, 665 [astro-ph/0301632]
  - [5] E.V. Linder 2003, Phys. Rev. D 68, 083504 [astro-ph/0304001]
  - [6] H.-J. Seo & D.J. Eisenstein 2003, ApJ 598, 720 [astro-ph/0307460]
  - [7] E.V. Linder & D. Huterer 2005, Phys. Rev. D 72, 043509 [astro-ph/0505330]
  - [8] P.-S. Corasaniti & E.J. Copeland 2003, Phys. Rev. D 67, 063521 [astro-ph/0205544]
  - [9] H.-J. Seo & D.J. Eisenstein 2005, ApJ 633, 575 [astro-ph/0507338]
  - [10] K. Glazebrook & C. Blake 2005, ApJ 631, 1 [astro-ph/0505608]
  - [11] D. Huterer & G. Starkman 2003, Phys. Rev. Lett. 90, 031301 [astro-ph/0207517]
  - [12] R.G. Crittenden & L. Pogosian, astro-ph/0510293
  - [13] D. Huterer & H.V. Peiris, astro-ph/0610427
  - [14] D. Huterer & A. Cooray 2005, Phys. Rev. D 71, 023506 [astro-ph/0404062]
  - [15] R.R. Caldwell, W. Komp, L. Parker, D.A.T. Vanzella 2006, Phys. Rev. D 73, 023513 [astro-ph/0507622]
  - [16] E.V. Linder 2006, Astropart. Phys. 26, 16 [astro-ph/0603584]
  - [17] R.R. Caldwell, in Sources and Detection of Dark Matter in the Universe (DM2000), ed. D. Cline, p. 74 (Springer: 2001); [http://www.dartmouth.edu/~caldwell/index\\_files/DM2000.ps](http://www.dartmouth.edu/~caldwell/index_files/DM2000.ps)
  - [18] R. Bean & O. Doré 2004, Phys. Rev. D 69, 083503 [astro-ph/0307100]
  - [19] S. DeDeo, R.R. Caldwell, P.J. Steinhardt 2003, Phys. Rev. D 67, 103509 [astro-ph/0301284]
  - [20] R.R. Caldwell, M. Kamionkowski, & N.N. Weinberg 2003, Phys. Rev. Lett. 91, 071301 [astro-ph/0302506]
  - [21] S. Weinberg 1989, Rev. Mod. Phys. 61, 1
  - [22] C. Wetterich 1988, Nucl. Phys. B 302, 668
  - [23] B. Ratra & P.J.E. Peebles 1988, Phys. Rev. D 37, 3406
  - [24] I. Zlatev, L. Wang, P.J. Steinhardt, Phys. Rev. Lett. 82, 896 (1999) [astro-ph/9807002]
  - [25] G. Dvali, G. Gabadadze, M. Porrati, Phys. Lett. B 485, 208 (2000) [hep-th/0005016]
  - [26] A. Lue, R. Scoccimarro, G.D. Starkman, Phys. Rev. D 69, 124015 (2004) [astro-ph/0401515]
  - [27] G. Dvali & M.S. Turner, astro-ph/0301510
  - [28] M. Douspis, Y. Zolnierowski, A. Blanchard, A. Riazuelo, astro-ph/0602491