

Swift GRBs and the $E_{p,i} - E_{iso}$ correlation

L. AMATI

INAF - IASF Bologna, via P. Gobetti 101, Bologna (Italy)

Summary. — The $E_{p,i} - E_{iso}$ correlation is one of the most intriguing and debated observational evidences in Gamma-Ray Bursts (GRB) astrophysics. *Swift*, with its high sensitivity and fast pointing capabilities, is reducing a lot the impact of selection effects in the sample of GRBs with known redshift (and thus $E_{p,i}$ and E_{iso}). Moreover, in several cases it allows the detection of the soft tail of the prompt emission, and thus a more accurate estimate of $E_{p,i}$ with respect to previous satellites. I present and discuss the location in the $E_{p,i} - E_{iso}$ plane of *Swift* GRBs with known redshift and estimated $E_{p,i}$, showing that all long events (including peculiar events like GRB 060218 and GRB 060614) are consistent with the $E_{p,i} - E_{iso}$ correlation. In contrast, short GRBs are not consistent with it, an evidence further supporting the hypothesis of different emission mechanisms at work in the two classes of GRBs. I also show, and briefly discuss, the intriguing evidence that the soft tail of the short GRB 050724 is consistent with the correlation.

PACS 98.70.Rz – gamma-ray sources; gamma-ray bursts.

1. – Introduction

In the last decade, thanks to the discovery and study of afterglow emission and host galaxies, it has been possible to estimate the redshift of several tens of Gamma-Ray Bursts (GRBs), and thus to derive their distance scale, luminosities and other intrinsic properties. Among these, the correlation between the cosmological rest-frame νF_ν spectrum peak energy, $E_{p,i}$, and the isotropic equivalent radiated energy, E_{iso} , is one of the most intriguing and robust. Indeed, as shown, initially by [1, 2, 3, 4] and, more recently, by [5], all long GRBs with known redshift and estimated $E_{p,i}$ are consistent with the relation $E_{p,i} = K \times E_{iso}^m$ ($K \sim 75\text{--}110$ and $m \sim 0.4\text{--}0.6$, with $E_{p,i}$ in keV and E_{iso} in units of 10^{52} erg), with the only exception of GRB 980425 (which is anyway a peculiar event under several other aspects). The $E_{p,i} - E_{iso}$ correlation holds from the brightest GRBs to the weakest and softest X-Ray Flashes (XRFs) and is characterized by a scatter in $\log(E_{p,i})$ of ~ 0.2 dex (by assuming a Gaussian distribution of the deviations). The implications and uses of the $E_{p,i} - E_{iso}$ correlation include prompt emission physics, jet geometry and structure, testing of GRB/XRF synthesis and unification models, pseudo-redshift estimators, cosmology (when additional observables, like e.g. the break time of

the optical afterglow light curve or the high signal time scale, are included [3, 6, 7]); see [5] for a review.

In the recent years there has been a debate, mainly based on BATSE GRBs without known redshift, about the impact of selection effects on the sample of GRBs with known redshift and thus on the $E_{p,i} - E_{\text{iso}}$ correlation. Based on the analysis of BATSE GRBs without known redshift, different conclusions were reported (e.g., [8, 9, 10, 11]), but with the general agreement that *Swift* would allow us to test the correlation in a more stringent way:

- with respect, e.g., to BATSE, the BAT GRB detector has a sensitivity which is comparable for GRBs with peak energies above ~ 100 keV, but much better for softer events (e.g., [12]), thus reducing selection effects at the detection stage;
- the fast pointing capability permits few arcsec localizations with XRT and their dissemination to optical telescopes as early as ~ 100 - 200 s from GRB onset, thus reducing selection effects at the redshift estimate stage; this is clearly demonstrated by the fact the redshift estimates for *Swift* GRBs are more frequent and differently distributed with respect to the past (see, e.g., [13, 14]).

In addition, thanks to the fast pointing capability, it is possible in some cases, to follow the later and softer phase of the prompt emission with XRT, thus providing a more accurate estimate of the peak energy (as in the case of GRB 060218 [15]). From the point of view of testing the $E_{p,i} - E_{\text{iso}}$ correlation, the only negative of *Swift* is that BAT, due to its limited energy band (~ 15 - 350 keV), provides an estimate of the spectral peak energy only for a small fraction (15-20%) of the events. Fortunately, this is partially compensated by the simultaneous detection of several *Swift* GRBs by broad band experiments like HETE-2, Konus/Wind and, more recently, RHESSI and Suzaku/WAM, all capable to provide estimates of $E_{p,i}$ for most of the events detected by them.

2. – Long GRBs

The sample of *Swift* long GRBs with known redshift and published spectral peak energy consists of 17 events; for other 5 events upper/lower limits to $E_{p,i}$ have been reported. These events are listed in Table 1; for \sim half of the events, the values of (or upper/lower limits to) $E_{p,i}$ and E_{iso} are taken from [5]; for the others, they have been computed based on published spectral information following the method reported in [1, 5] and by assuming a cosmology with $\Omega_m = 0.3$, $\Omega_\Lambda = 0.7$ and $H_0 = 65$ - 70 km s $^{-1}$ Mpc $^{-1}$ (i.e. the uncertainties on E_{iso} take into account the uncertainty in the value of H_0). As can be seen in Figure 1, all these events (filled circles) are fully consistent with the $E_{p,i} - E_{\text{iso}}$ correlation as characterized by the best fit power-law and logarithmic scatter derived by [5]. The fit with a power-law of the *Swift* sample of 17 long GRBs with firm estimates of z and $E_{p,i}$ gives an index of 0.58 ± 0.01 and a normalization of 86 ± 3 ($E_{p,i}$ in keV and E_{iso} in units of 10^{52} erg). Consistently again with the findings based on data from previous satellites, despite the correlation is very significant (the Spearman's rank correlation coefficient between $\log(E_{p,i})$ and $\log(E_{\text{iso}})$ of the 17 *Swift* events is ~ 0.93), the chi-square value obtained with the power-law fit is high (47/15), confirming the presence of extra-Poissonian dispersion. As can be seen in Figure 1, the scatter of the data in terms of $\log(E_{p,i})$ around the best-fit power-law can be fitted by a Gaussian with $\sigma \sim 0.16$, slightly lower than the ~ 0.2 found by [5]. Finally, as can be seen in Figure 1, peculiar

TABLE I. – $E_{p,i}$ and E_{iso} values for *Swift* GRBs/XRFs with known redshift and firm estimates of (or upper/lower limits to) $E_{p,i}$. All values have been taken from the literature or computed based on published spectral parameters and fluences, see last column for references (an asterisk indicate that the references can be found at http://swift.gsfc.nasa.gov/docs/swift/archive/grb_table/). For GRB 050724, the first line corresponds to the short pulse, the second line to the soft tail.

GRB	Type	z	$E_{p,i}$ (keV)	E_{iso} (10^{52} erg)	Instruments	Refs.
050315	LONG	1.949	<89	4.9 ± 1.5	SWI	[5]
050318	LONG	1.44	115 ± 25	2.55 ± 0.18	SWI	[5]
050401	LONG	2.90	467 ± 110	41 ± 8	KON	*
050416a	LONG	0.650	25.1 ± 4.2	0.12 ± 0.02	SWI	[5]
050505	LONG	4.27	>274	40 ± 10	SWI	*
050509b	SHORT	0.22	>183	0.0007 ± 0.0004	SWI	*
050525	LONG	0.606	127 ± 10	3.39 ± 0.17	SWI	[5]
050603	LONG	2.821	1333 ± 107	70 ± 5	KON	[5]
050724	SHORT	0.258	>126	0.03 ± 0.01	SWI	*
050724	SHORT	0.258	11 ± 2	0.035 ± 0.007	SWI	*
050730	LONG	3.967	>750	26 ± 19	SWI	[16]
050813	SHORT	0.72	>344	0.09 ± 0.06	SWI	*
050824	LONG	0.83	<23	0.13 ± 0.029	HET	[5]
050904	LONG	6.29	>1100	193 ± 127	SWI	[5]
050922c	LONG	2.198	415 ± 111	6.1 ± 2.0	HET	[5]
051022	LONG	0.80	754 ± 258	63 ± 6	HET/KON	[5]
051109	LONG	2.346	539 ± 200	7.5 ± 0.8	KON	[5]
051221a	SHORT	0.5465	622 ± 35	0.29 ± 0.06	KON	[5]
060115	LONG	3.53	281 ± 93	9.1 ± 1.5	SWI	*
060124	LONG	2.296	784 ± 285	48 ± 7	KON	*
060206	LONG	4.048	380 ± 95	5.8 ± 0.6	SWI	*
060218	LONG	0.0331	4.9 ± 0.3	0.0062 ± 0.0003	SWI	[18]
060418	LONG	1.489	572 ± 143	15 ± 3	KON	*
060502b	SHORT	0.287	>193	0.025 ± 0.020	SWI	*
060505	SHORT	0.089	>160	0.003 ± 0.001	SWI	[18]
060614	LONG	0.125	55 ± 45	0.25 ± 0.1	KON	[18]
060707	LONG	3.425	290 ± 27	8.0 ± 1.5	SWI	*
060927	LONG	5.6	470 ± 120	10 ± 2	SWI	*
061007	LONG	1.261	890 ± 124	100 ± 10	KON	[17]

Swift events like the sub-energetic, very close GRB 060218/SN2006aj and GRB 060614, a long GRB not associated with a hypernova, are both consistent with the correlation, an evidence that gives important clues for the understanding of their nature (as shown and discussed by [18]).

3. – Short GRBs

An important breakthrough of the *Swift* era is the discovery of afterglow emission from short GRBs, leading to the first redshift estimates (starting with GRB 050709 detected by HETE-2) for this elusive events. Even if short GRBs with known redshift are still a few, there is evidence that, as long GRBs, they lie at cosmological distances, even if at lower redshifts ($< \sim 0.7$). As can be seen in Table 1 and Figure 1, only for 1 of *Swift* short GRBs (051221) there is an estimate of $E_{p,i}$; the other short GRB with known redshift and $E_{p,i}$ is GRB 050709. As already shown by [5], both these events are inconsistent with

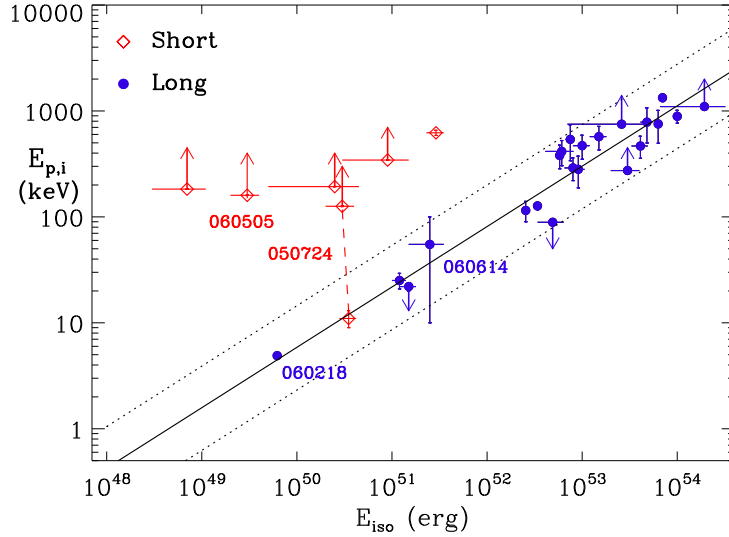


Fig. 1. – Location in the $E_{p,i} - E_{iso}$ plane of *Swift* long (filled circles) and short (diamonds) GRBs with known redshift and available estimates of $E_{p,i}$. The long GRBs sample includes also 4 GRBs for which upper/lower limits to $E_{p,i}$ have been reported; the lower limits to $E_{p,i}$ for short GRBs have been estimated based on the BAT spectral photon indices (see text). The continuous line is the power-law best fitting the $E_{p,i} - E_{iso}$ correlation and the dashed lines delimitate the 2σ confidence region (from [5]).

the $E_{p,i} - E_{iso}$ correlation (see Figure 3). For the other *Swift* short GRBs, also reported in Table 1 and shown in Figure 1 (diamonds), only *approximate* lower limits to $E_{p,i}$ can be inferred based on the photon indices estimated by fitting the BAT spectra with a power-law. In all cases, the photon index is hard enough to support the hypothesis of a

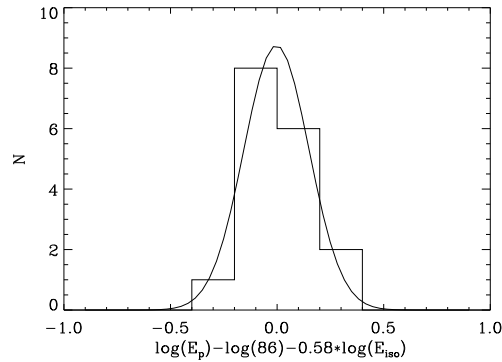


Fig. 2. – Dispersion of the values of $\log(E_{p,i})$ of 17 long *Swift* GRBs with respect to the power-law best fitting the $E_{p,i} - E_{iso}$ correlation, modeled with a Gaussian ($\sigma \sim 0.16$).

peak energy at least higher than 100 keV (the fits of BAT spectra reported in GCNs are typically performed in the 15–150 or 15–350 keV energy band). More specifically, based on the reported photon indices and energy bands, the lower limit to the observer’s frame peak energy was chosen to be 100 keV for GRB 050724, 150 keV for GRBs 050509b, 0605002b and 060505, 200 keV for GRB 050813. For each event, E_{iso} was computed by assuming $E_{p,i}$ varying between its lower limit and (conservatively) 10000 keV. Despite its T_{90} of 4 ± 1 s, I included GRB 060505 in the short GRB sample, because of its very low fluence and hard spectrum (typical features of short GRBs) and its duration anyway consistent with the tail of short GRBs duration distribution (see also [18]). In Figure 1 it can be seen that all *Swift* GRBs with known redshift are inconsistent with the $E_{p,i} - E_{\text{iso}}$ correlation; in particular, they lie significantly above the region populated by long events. As discussed by [5], the different location of long and short GRBs in the $E_{p,i} - E_{\text{iso}}$ plane is consistent with the different distributions of these two classes in the hardness–intensity diagram and can give important clues for the understanding of the differences in their emission mechanism(s) and progenitors. Under this point of view, of particular interest is the emerging evidence that at least some short GRBs are followed by an extended, weak and soft emission. For one of the events included in the *Swift* sample of short GRBs with known redshift, GRB 050724, an estimate of the E_{iso} and $E_{p,i}$ of this soft component is available (see Table 1), thanks to the joint fit of XRT and BAT data [19]. Intriguingly, as can be seen in Figure 1, the extended soft emission of the short GRB 050724 is fully consistent with the $E_{p,i} - E_{\text{iso}}$ correlation. This evidence, if confirmed by future observations, may suggest that the emission mechanisms responsible for most of the emission of long GRBs could also be at work in short GRBs but with a much lower efficiency.

4. – Conclusions

Swift, thanks to the combination of the high sensitivity of BAT with the few arcsec source location accuracy of XRT and the very fast slewing capability of the spacecraft, is making possible a substantial reduction of selection effects in the sample of GRBs with known redshift, and thus to test more stringently than in the past the $E_{p,i} - E_{\text{iso}}$ correlation. As shown above, all *Swift* long GRBs with an estimate of $E_{p,i}$ (17 events) or an upper / lower limit to this quantity (5 events) are fully consistent with the correlation. The results of the correlation analysis and power–law fit of these events, which cover more than 4 orders of magnitude in E_{iso} and 3 orders of magnitude in $E_{p,i}$, are fully consistent with what found for events detected by previous satellites. This is a clear evidence, and a further confirmation, that the $E_{p,i} - E_{\text{iso}}$ correlation is likely not an artifact of selection effects.

Short *Swift* GRBs with known redshift (1 firm estimate of $E_{p,i}$ and 5 lower limits) are inconsistent with the correlation, further confirming that different emission mechanisms (possibly due to different conditions, progenitors or circum–burst environment) with respect to long GRBs are at work for this class of events. Remarkably, the long, soft and weak tail following the short GRB 050724 is characterized by values of $E_{p,i}$ and E_{iso} fully consistent with the correlation holding for long GRBs, suggesting that the emission mechanisms producing long GRBs could be at work also for at least some short GRBs but with much less efficiency. Finally, Figure 3 shows the location in the $E_{p,i} - E_{\text{iso}}$ plane of GRBs with known redshift and more accurate estimates of $E_{p,i}$, a sample consisting of 51 long GRBs plus 2 short GRBs. As can be seen, apart the two short GRBs (050709 and 051221), only the peculiar and very close GRB 980425 is a firm outlier to the correlation.

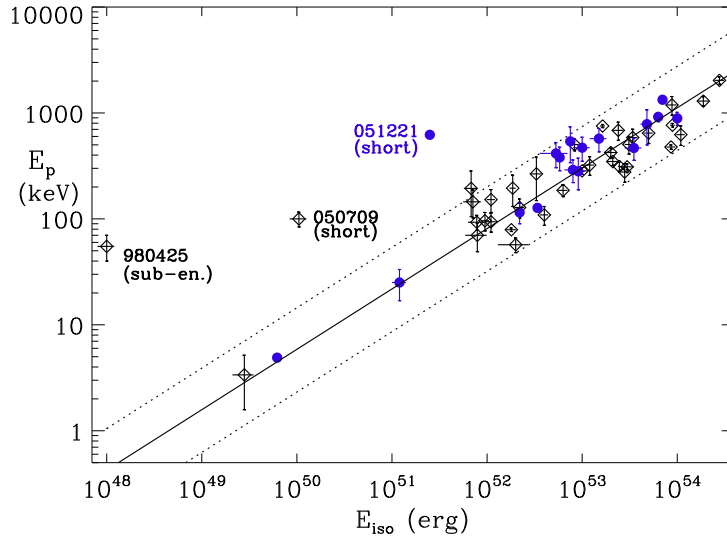


Fig. 3. – Location in the $E_{p,i} - E_{iso}$ plane of the most updated sample of GRBs with known redshift and *accurate* estimate of $E_{p,i}$, including 50 long GRBs, 2 short GRBs and the peculiar sub-energetic GRB 980425. *Swift* GRBs are shown as filled circles. The continuous line is the power-law best fitting the $E_{p,i} - E_{iso}$ correlation and the dashed lines delimitate the 2σ confidence region (from [5]).

REFERENCES

- [1] AMATI L., FRONTERA F., TAVANI M. ET AL., *A&A*, **390** (2002) 81
- [2] AMATI L., *ChJAA*, **3 Suppl.** (2003) 455
- [3] GHIRLANDA G., GHISELLINI G. and LAZZATI D., *ApJ*, **616** (2004) 331
- [4] FRIEDMAN A.S. and BLOOM J.S., *ApJ*, **627** (2005) 1
- [5] AMATI L., *MNRAS*, **372** (2006) 233
- [6] LIANG E. and ZHANG B., *ApJ*, **633** (2005) 611
- [7] FIRMANI C., GHISELLINI G., AVILA-REESE V., GHIRLANDA G., *MNRAS*, **370** (2006) 185
- [8] NAKAR E. and PIRAN T., *MNRAS*, **360** (2005) L73
- [9] BAND D. and PREECE R., *ApJ*, **627** (2005) 319
- [10] GHIRLANDA G., GHISELLINI G. and FIRMANI C., *MNRAS*, **361** (2005) L10
- [11] PIZZICHINI ET AL., *Adv.Sp.Res.*, **38** (2006) 1338
- [12] BAND D., *ApJ*, **588** (2003) 945
- [13] BERGER E. ET AL., *ApJ*, **634** (2005) 501
- [14] JAKOBSSON P. ET AL., *A&A*, **447** (2006) 897
- [15] CAMPANA S. ET AL., *Nature*, **442** (2006) 1008
- [16] PERRI M. ET AL., *A&A*, **submitted** (2006)
- [17] MUNDELL C.G. ET AL., *ApJ*, **in press** (2006) astro-ph/0610660
- [18] AMATI L. ET AL., *A&A*, **in press** (2006) astro-ph/0607148
- [19] BARTHELMEY S. ET AL., *Nature*, **438** (2005) 994