

Conservative Estimates of the Mass of the Neutrino from Cosmology

C. Zunckel and P.G Ferreira

Astrophysics Physics, University of Oxford, Denys Wilkinson Building, Keble Road, Oxford OX1 3RH, UK

(Dated: September 21, 2018)

A range of experimental results point to the existence of a massive neutrino. The recent high precision measurements of the cosmic microwave background and the large scale surveys of galaxies can be used to place an upper bound on this mass. In this paper we perform a thorough analysis of all assumptions that go into obtaining a credible limit on $\sum m_\nu$. In particular we explore the impact of extending parameter space beyond the current standard cosmological model, the importance of priors and the uncertainties due to biasing in large scale structure. We find that the mass constraints are independent of the choice of parameterization as well as the inclusion of spatial curvature. The results of including the possibility of dark energy and tensors perturbations are shown to depend critically on the data sets used. The difference between an upper bound of 2.2 eV, assuming generic initial conditions, and an upper bound of 0.63 eV, assuming adiabaticity and a galaxy bias of 1, demonstrate the dependence of such a constraint on the assumptions in the analysis.

I. INTRODUCTION

The neutrino is an integral component of the standard model of particle physics. Until recently it was assumed to be massless. With the new advances in non-accelerator particle physics there is now definitive evidence that this cannot be so: neutrinos must have mass. The first signatures for their masses were observed flavour oscillations in atmospheric and solar neutrinos and have later been verified in accelerator and nuclear reactor sources [1]. When these observations are interpreted within the 3-neutrino type scenario of the standard model, their masses are required to be of the order of the measured mass differences, leading to two possible mass scales; $\delta m_{atm} \simeq 3 \times 10^{-3} \text{ eV}^2$ and, in conjunction with the nuclear reactor experiment results from KamLAND, $\delta m_{sol} \simeq 5 \times 10^{-5} \text{ eV}^2$. These mass scales can be accommodated by a model in which at least two eigenstates have mass. Alternatively if their true mass exceed 0.1eV then these results indicate that all three species are nearly degenerate. Tritium decay measurements have also been able to place an upper limit on the electron neutrino mass of 2.3 eV at the 95% confidence level (CL) [2]. Although difficult to reconcile with the rest of the data, it is interesting to note the result from the Los Alamos Liquid Scintillator Neutrino Detector (LSND) which implies a lower limit of $m_\nu > 0.4 \text{ eV}$ [3]. Given our certainty that they exist, these results make the neutrino one of the most convincing dark matter candidates [4].

Although it is unlikely that these massive neutrinos are the dark matter it appears conceivable that they may still affect the growth of density perturbations in a measurable way. Neutrinos with a mass less than 2 eV are still relativistic when entering the horizon for scales of $k = 0.1 \text{ h Mpc}^{-1}$ and are quasi-relativistic at recombination. Therefore they cannot be treated as a non-relativistic component of the CMB and are not entirely degenerate with the other relativistic components [5]. In a matter dominated universe, a modicum of massive neutrinos will free-stream on scales of clusters and galaxies and therefore suppress the rate of growth of density perturbations

from being proportional to the scale factor a to being proportional to $a^{1-\epsilon}$ where $\epsilon = \frac{5}{4}[1 - (1 - 24\Omega_\nu/25)^{1/2}]$, where the neutrino mass, $\sum m_\nu$ is related through the expression: $\Omega_\nu = \sum m_\nu / (93.15h^2)$. Here the Hubble constant today is $H_0 = 100h \text{ km s}^{-1} \text{ Mpc}^{-1}$. This relation can be applied even in the event that the neutrino species are found to be non-degenerate [4]. This effect on the growth of structure supplies us with a useful method for constraining Ω_ν and as a result, $\sum m_\nu$. By measuring the amplitude of clustering on large scales (above the free streaming scale) and comparing it to the level of clustering on small scales (below the free streaming scale) it is possible to tease out the level of damping due to the neutrinos. The amount of clustering on large scales is well constrained by measurements of fluctuations in the Cosmic Microwave Background (CMB) which map out the density perturbations on scales up to the horizon. Surveys of galaxies allow us to pin down the amount of clustering on small scales. Combining the two allows us to place a constraint on Ω_ν .

This approach has been applied extensively over the last decade. In [6], using a combination of data from the Wilkinson Microwave Anisotropy Probe 3-year (WMAP3) [7], 2dF Galaxy Redshift Survey [8], Sloan Digital Sky Survey (SDSS) [9] and the supernova (SN) [10, 11], the WMAP team placed an upper limit of $\sum m_\nu < 0.66 \text{ eV}$ on the neutrino mass when the SDSS bias constraint [5] is included. Seljak [12] recently reported an huge improvement on this when the same dataset is supplemented with the baryon acoustic oscillation (BAO) [13] and Lyman- α [14] constraints. The Lyman- α forest provides information about the matter power spectrum on small scales (where neutrinos suppress power) and at high redshift ($z = 2 - 4$) where the non-linear evolution is less significant. The Lyman- α data prefers a higher normalization and is the primary source of the strong upper bound on the neutrino mass of $\sum m_\nu < 0.17 \text{ eV}$ at 95% CL in the absence of the SDSS bias constraint. This constraint is found using the recent measurement of the position of a peak in the galaxy correlation function at $\sim 140 \text{ Mpc h}^{-1}$ arising from the baryon

acoustic oscillations once they have decoupled from photons. Given its dependence on Ω_m and the hubble parameter $H(z)$ and the degeneracy of neutrino mass with both these parameters the use of the SN data to fix Ω_m in conjunction with the information about Ω_Λ provided from the BAO result proves to be powerful.

The use of cosmological observations can, in principle, supply us with limits on the neutrino mass which are comparative with experimental bounds. Yet there is a valid concern that cosmological constraints depend largely on the chosen cosmological model and accompanying assumptions/priors. The impact of certain assumptions that go into such an analysis has been considered by other authors [15, 16], however a detailed review of all relevant factors that may be getting in the way of a truly robust constraint. In this paper we wish to elucidate how robust the neutrino constraints are to the assumed model. The structure of this letter is as follows. We first establish the details of our the analysis and determine the way in which choices of prior probability distributions for the neutrino content affect our results within the context of a Λ CDM universe. We then extend the model to include the possibilities of dark energy, curvature, tensors, spectral running and more general initial conditions. We then consider how knowledge of cosmological parameters such as the galaxy bias can be harnessed to improve the neutrino mass limits.

II. THE APPROACH

Neutrinos will impact cosmological observables in a variety of ways. Relativistic neutrinos have a marginal effect by increasing the radiation density before decoupling thereby impinging on the acoustic peak morphology. Massive neutrinos that become non-relativistic prior to recombination suppress the early integrated Sachs-wolf effect Their signature is a modification of the height and position of the first peak. Furthermore, the free-streaming of massive neutrinos induces a more rapid decay of the gravitational potential, fueling the acoustic oscillations within this free-streaming scale. This modifies the heights of the second and third peaks relative to the first which can not be reconciled in the context of the shift in peak position and facilitates the constraint. As shown in [17] it is thus possible to derive limits on neutrino mass from the CMB alone, however these above mentioned degeneracies weaken the power of the data and the constraints come out to be $\sum m_\nu < 2.0$ eV for flat power-law Λ CDM. The merits of this are that the limit suffers less from systematic errors and is robust since it is derived from the single experiment with one set of systematics. The most effective use of the CMB data in pinning down $\sum m_\nu$ is however in the normalization of the large scale galaxy clustering power. The primary effect of the neutrino mass on the matter power spectrum $P(k)$ is to reduce power on scales smaller than the free-streaming scale. Using both LSS and CMB data concurrently has

been identified as the means of arriving at reliable and competitive constraints.

The empirical relationship between the morphology of the supernova type 1a light curves and their intrinsic luminosities facilitates their use as standard candles. These datasets [10, 11] have become key in determining the expansion rate of the universe and thus in testing models of dark energy. However the physical mechanism that forms the basis for this relation has yet to be established and given the enormous impact of these measurements we choose not to include them in our standard data set but will incorporate the SN results taken from [11] at points for the sake of comparison.

We approach the Lyman- α measurements [14] with even more caution given the as yet still unresolved systematics that still plague these data sets. When re-analysed by [12] and [18] discrepancies arose, with the authors of [18] finding a lower normalization than the primary result in [14]. Since the Lyman- α data has been shown to tighten the bound on neutrino mass considerably we choose not to include it in our analysis. The impact of the inclusion of these different datasets on the neutrino mass limits has been comprehensively reviewed in [19] and found to be significant.

The practicalities of the method are as follows. CMB polarization and temperature power spectra as well as the matter power spectra are computed using the CAMB package [20]. We compare the spectra computed from the sample model to our fiducial dataset, comprising of the CMB temperature anisotropy measurements from WMAP 3-year [7] and a combination of small scale (high ℓ) CMB data from ACBAR, BOOMERANG, CBI and VSA [21], complemented with the galaxy power spectrum derived from the SDSS [9]. We additionally use the constraint on the baryon density today of $\Omega_b h^2$ from Big Bang nucleosynthesis (BBN) [22, 23]. In [24] tension between the WMAP 3-year data and the BBN measurement was identified, however this prior is necessary to exclude wild high $\Omega_b h^2$ cosmological models which are favoured when isocurvature is allowed.

A likelihood analysis using the likelihood function in [25] is then performed in order to compare the spectra generated from the models with the data. We use a Monte Carlo Markov chain method that invokes a Metropolis algorithm as described in [26, 27] to explore the resulting likelihood distribution in parameter space efficiently.

We take the concordance model as our starting point: a spatially flat Universe with nearly scale invariant adiabatic fluctuations dominated by cosmological constant. A Fisher matrix analysis [15] reveals strong degeneracies between the neutrino density Ω_ν , the galaxy bias b and the matter density $\Omega_m = \Omega_b + \Omega_d$. These parameters impact matter power spectrum strongly on scales smaller than the free-streaming scale, while their effects on the CMB are similar in their subtlety (in the case of the bias, none at all). Neutrinos with masses of order eV become non-relativistic only after decoupling, when the evolu-

tion determining the shape of the CMB spectrum has already taken place [4].

The bias parameter shares an effect on the normalization of the power spectrum on all scales so an increase in $\sum m_\nu$ could be partly compensated for by a decrease in b . Increasing the matter content Ω_m brings matter domination forward in time, resulting in less suppression on small scales (i.e. shallower gradient at larger k [28]) and a smaller horizon at matter-radiation equality [29]. It then makes sense that the power suppression at larger k caused by the massive neutrinos must be corrected for this opposing effect; $\frac{\Delta P}{P} \simeq -8 \frac{\Omega_\nu}{\Omega_m}$. A change in Ω_m is equivalent to a change in Ω_Λ and the degeneracy between this parameter and the neutrino mass.

Adding in 3 types of massive neutrinos degenerate in mass (we in fact use $N = 3.04$ as predicted by theory [5]), the cosmological parameters that sufficiently describe this scenario are the physical baryon density ω_b , the physical cold dark matter (CDM) density ω_d , the neutrino density relative to CDM $f_\nu = \omega_\nu/\omega_d$, the fractional density of cosmological constant Ω_Λ , the galaxy bias b (assumed to be a constant based on theoretical reasoning in [30]), the amplitude and scalar spectral index of the primordial fluctuation spectrum A_s and n_s respectively.

The parameterization used by the WMAP team f_ν is the ratio of the density of this hot dark matter component to the CDM. Given the degeneracy between ω_ν and Ω_d the ratio of the two is likely to be a sensitive parameter. There are however alternatives; in other work the parameterization is chosen to be F_ν , the fraction of the total matter density $\Omega_M = \Omega_b + \Omega_d + \Omega_\nu$ that the neutrinos comprise. In other cases one simply works with the total mass, $\sum m_\nu$, of all 3 species. It seems worthwhile to check the effect of the neutrino parameterization by repeating the same analysis using $\sum m_\nu$ and $F_\nu = \frac{\Omega_\nu}{\Omega_M}$ as the variables. If seemingly benign flat priors are imposed different parameterizations the effective priors on the quantity being constrained, in this case $\sum m_\nu$, will diverge. Taking the priors shown in table II which are typically placed on the various neutrino variables in such work, we find that the upper limits on $\sum m_\nu$ at the 95% CL (using the CMB and LSS data alone) are in agreement for all 3 parameterizations. In the region of $\sum m_\nu$ space in which the data falls (< 4 eV), these priors are all effectively equivalent top-hat and thus have no impact. If we add the SN data [11] which amounts to imposing the constraint $\Omega_m = 0.263 \pm 0.042$, the effective posterior probabilities look quite different in this region of $\sum m_\nu$ space, but again do not lead to major discrepancies in the mass constraints. The situation does not change when $\sigma(\Omega_m)$ is reduced to 0.01 as predicted for future experiments such as SNAP. This is reasonable given that Ω_M and Ω_b are well constrained by the current data. We conclude the use of different subsets of the current data does not affect the independence of parameterization on the neutrino mass limits and thus continue using f_ν throughout the rest of the analysis.

Parameterization	Prior	$\sum m_\nu$ for $N_\nu = 3.04$ 95% CL
$f_\nu = \Omega_\nu/\Omega_d$	0 – 1	1.26 eV
$F_\nu = \Omega_\nu/\Omega_M$	0 – 1	1.27 eV
$\sum m_\nu$	0 – 5 eV	1.29 eV

TABLE I: Constraints on neutrino mass when different parameterizations are used.

We now explore deviations from the standard model, specifically spatial curvature characterized by Ω_K , the presence of dark energy, the presence of tensors, the running of the spectral index and isocurvature contributions to the initial fluctuation spectrum.

III. EXTENDING PARAMETER SPACE BEYOND Λ CDM

Despite the vast amount of data now in support of the simple concordance picture, more complicated scenarios are possible in certain paradigms. In order to be certain that the least restrictive mass limit is obtained, the model-dependence of these constraints should be explored.

A. Dark energy?

In recent work [6, 31, 32] a degeneracy between the equation of state of dark energy w and the neutrino mass was identified. Massive neutrinos contribute to the energy density of the matter component in the universe and thus can potentially alter the epoch of matter-radiation equality as well as the diameter angular distance to the last scattering surface. We wish to clarify this result. If w is allowed to vary, the effect of larger neutrino masses can be mimicked in the power spectrum by more negative values of w instead of larger Ω_m values which become incompatible with the SN data [31]. If we make no assumption about the cosmological constant and include a constant w in the parameter space, the resulting confidence contours for the CMB and LSS dataset (disregard the SN results) show no signs of a relationship between these parameters. The inclusion of the SN data [11] tightens the correlation between w and Ω_Λ and hence links more strongly to $\sum m_\nu$, giving rise to the degeneracy between that has been pointed out. This contrast is demonstrated in figure (1). The investigation of the correlation between neutrino mass and dark energy has been extended in [33] to include dynamical models in which the equation of state is characterized by a smooth time-varying function. Dynamical dark energy will impact the time-evolution of the gravitational potential wells and thus contribute to late time integrated Sachs Wolf (ISW) effect which will in turn manifest in the CMB power spectrum. A strong

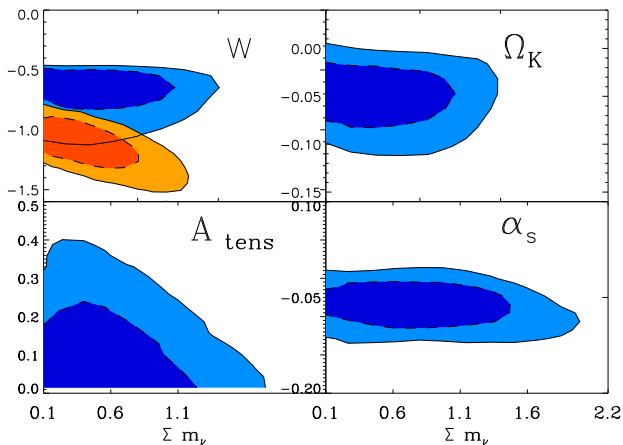


FIG. 1: Extending the model beyond Λ CDM. *From top right, bottom left to right:* 95 and 68 % contours in the $(\sum m_\nu, \Omega_K)$, $(\sum m_\nu, \alpha_s)$ and $(\sum m_\nu, r)$ planes. *Top left:* The confidence intervals in the $(\sum m_\nu, w)$ planes for our CMB+LSS dataset (blue) and for CMB+LSS+SN dataset (red).

anti-correlation between $\sum m_\nu$ and the time-dependent part of $w(z)$ was found which accounts for the substantial weakening of the upper bound to $\sum m_\nu < 2.8$ (depending on inclusion/exclusion of dark energy perturbations) for the CMB+LSS+SN dataset. As our understanding of dark energy improves, we may have more reason to use more complex models of this energy density component into neutrino mass analyses.

B. Spatial Curvature?

The analysis so far has been performed under the assumption of flat space. We now consider the possibility of non-flat geometry and include the curvature density Ω_K as a parameter. When we admit spatial curvature, a slightly closed universe is favourable with a best-fit model of $\Omega_K = -0.05$. A tighter constraint on the neutrino mass of 1.17eV is also obtained. The CMB feels the impact as the inclusion of Ω_K which dictates the position of the first acoustic peak. Since $\Omega_m h^2$ also affects all the peak positions, the favouring of an open Universe by the data leads to a higher distribution in $\Omega_m h^2$. But because of the increased freedom on the right-hand side of $\Omega_m + \Omega_r = 1 - \Omega_K$ which holds for early times, a higher Ω_m is countered by a more negative Ω_K , producing a more gentle rise in the matter-radiation ratio and thus disfavouring the high $\sum m_\nu$ models. The results are however consistent with flat space and massless neutrinos within $2\text{-}\sigma$. The confidence contour in figure (1) rules out any degeneracy between the neutrino mass and Ω_K . This parameter does not have notable effects on the allowable models and can be confidently ignored from the

parameter space.

C. Running spectral index?

Inflationary cosmological scenarios seem to provide the most convincing explanations for the initial conditions for structure formation [37]. Although a scale-invariant spectrum of primordial fluctuations is regarded as an intrinsic accompaniment of these models, this picture is only valid within certain cosmologies, such as pure de Sitter [34]. There have been claims of strong observational indications from the CMB, LSS and Ly- α data that the spectrum is a function of k (e.g. see [35]), however the fit of combinations of other datasets have been shown to deteriorate when running is allowed [5]. Introducing running also means that the constraints on other parameters are weakened and that the contribution of gravity waves can no longer be probed using the CMB data at all. In particular, there exists a strong degeneracy between Ω_m and variations in the spectral slope on the scales probed by the CMB [17?],[36]. A spectral index which decreases on small scales (negative running) would limit the amount of small-scale damping that could be tolerated from massive neutrinos. Given that significant running of the spectral index is still under debate and has implications on neutrino mass constraints, it seems worthwhile to explore. In recent work [38] the neutrino mass constraints were found to be lowered in the presence of a scale-variant n when the CMB, LSS and SN data was used. The SN data prefers a lower value of Ω_m which means that the effect of increased $\sum m_\nu$ can not be absorbed by a slight increase in the matter density. We consider a running spectral index in the presence of massive neutrinos *without* the admission of tensors using our fiducial dataset which does not include the SN results. In this analysis we assume the form of the power spectrum to be

$$1 + \frac{d \ln \Delta_R^2(k)}{d \ln k} = n(k_0) + \frac{d n_s}{d \ln(k)} \ln(k/k_0). \quad (1)$$

and parameterize the running of the spectral using $\alpha_s = dn_s/d \ln k$. The pivot scale is $k = 0.05 \text{ Mpc}^{-1}$. We find the constraint on $\sum m_\nu$ opens up to 1.66 eV (95% C.L.) while the amount of running allowed comes out as $\alpha_s = -0.062 \pm 0.02$ in agreement with the findings of the WMAP team using the 3-year data. This result, although at odds with the findings in [38], is expected given the significantly higher values of Ω_m that are preferred in the presence of α_s than in the case of constant n_s . Without the SN data to restrict the matter density, small-scale structure suppression can be offset by an increase in the matter density. Figure (1) shows the absence of a degeneracy between α_s and $\sum m_\nu$.

D. Primordial tensor perturbations?

Temperature anisotropies are sourced not only by density fluctuations (scalar modes) but by tensor modes on small angular scales. Inflationary models predict their production by gravitational waves and evolution independently of scalar modes, leading to an uncorrelated power spectrum [39]. On scales of the Hubble radius such modes interfere with the photon propagation along the line of sight and in so doing, induce extra anisotropy predominately on large angular scales. In the CMB, the presence of tensor perturbations is felt on small angular scales with increased low- ℓ power as well as a lower amplitude of density fluctuations A_s . Since A_s affects the height of the first acoustic peak we can use the LSS data to normalize the CMB power spectrum thereby finding the best fit to the peak and the large scale part and in so doing can constrain the amplitude of the tensor contribution, A_t , and A_s simultaneously. Different models predict varying amounts of tensor perturbations and hence it is parameterized in terms of its ratio to the scalar mode anisotropies. Given the degeneracy between A_t of these metric perturbations with ω_m , ω_b and n_s [?] it is important to check whether a higher contribution r is tolerated in the presence of massive neutrinos. We use the same convention as given in [40] where r is the ratio of the primordial amplitudes of the tensor and scalar fluctuations

$$r \equiv \frac{P_{tens}(k_*)}{P_{scalar}(k_*)} \quad (2)$$

Here $k_* = 0.002 \text{ Mpc}^{-1}$. This parameter relates to the spectral index of the tensor modes in the following way;

$$n_t = -r/8. \quad (3)$$

We do not allow for the running of the spectral indices which would reduce the amount of tensors that can fit the data. The upper limit on the neutrino mass degrades slightly to $\sum m_\nu = 1.38 \text{ eV}$ with the introduction of tensors with their fraction characterized by $r = 0.10^{+0.12}_{-0.08}$. Bearing in mind that the current theoretical models which support the presence of tensors are few, it is reasonable to conclude from this result that excluding tensor perturbations from the cosmological model will not effect the robustness of neutrino mass constraints.

E. Mixed Initial Conditions?

Up to this point we have assumed that the initial conditions in the universe are purely adiabatic. When this assumption is relaxed, 4 isocurvature regular modes are assumed to arise, namely; CDM (CI), baryon (BI), neutrino density (NID) and neutrino velocity (NIV) (where the momentum densities of the neutrino and photon-baryon fluids are assumed to cancel exactly [41]). It was proposed in [42] that the CMB and baryon isocurvature modes can not be differentiated observationally and

confirmed by the identical (up to an unimportant multiplicative constant) correlation matrix elements [43]. We consider the simultaneous mixing of all distinct modes so there will be 10 components of the initial power spectrum matrix;

$$\langle A_i(\bar{k})A_j^*(\bar{k}') \rangle = P_{ij}(k)\delta^3(\bar{k} - \bar{k}'), \quad (4)$$

where $(i, j = 1, 2, 3, 4, 5)$ label the modes and their amplitudes A_i . Assuming that the initial power spectrum of each mode is a smoothly varying function of k and given by $P_{ij}(k) = A_{ij}k^{n_s}$, where each correlation is characterized by an amplitude A_{ij} and a single scalar spectral index (the auto-correlated adiabatic mode is already characterized by the parameter A_s). Following [45] it holds that

$$A_{ij} \propto z_{ij} \quad (5)$$

where

$$\text{trace}(zz^T) = \sum_{i,j=1}^N z_{ij}^2 = 1 \quad (6)$$

So to characterize the all distinct isocurvature modes we introduce 9 additional parameters, namely the coefficients z_{ij} which give the relative contributions of each spectra to the normalization. This parameterization is advantageous because in our case where $n_{ad} = n_{iso}$, it is independent of the value of the pivot scale k_0 .

1. Adiabatic + CDM isocurvature

We initially consider the simplest extension of the adiabatic regime, which is a single isocurvature mode mixed with the adiabatic mode [44]. Including only the CI and AD modes we arrive at the same constraints as in the adiabatic case of 1.27 eV. We do not find any interdependence between the parameters characterizing the CI modes and the neutrino mass.

2. AD + CI + NID

The neutrino isocurvature modes are generally difficult to motivate theoretically. Vanishing neutrino chemical potentials mean that there are the same numbers of neutrinos as anti-neutrinos produced in each generation. The implication is that spatial differences in the densities of neutrinos and photons will be naturally erased via the processes involving $\nu \bar{\nu}$ annihilation. The neutrino modes can thus only be generated at temperatures as low as a few MeV where these processes have ceased. Avoiding these issues requires the introduction of non-zero chemical potentials. We find that when the NID isocurvature mode is admitted, significantly higher neutrino masses with an upper limit 2.4 eV at the 95% CL are permissible when compared to our adiabatic constraint of 1.3 eV.

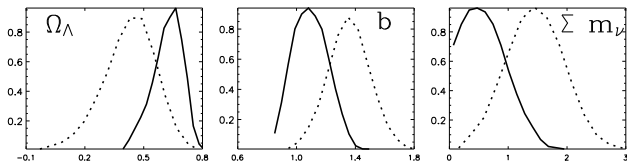


FIG. 2: 1D marginalized parameter distributions for adiabatic only (solid line) and a correlated mixture of adiabatic and isocurvature initial conditions (dotted line).

Additional parameters	$\sum m_\nu$ for $N_\nu = 3.04$ 95% CL
Spatial Curvature Ω_K	1.17 eV
Dark energy w ($w = \text{constant}$)	1.18 eV
Tensors A_t	1.38 eV
Running spectral index n_{run}	1.66 eV
Isocurvature (all modes)	2.2 eV

TABLE II: Constraints on neutrino mass for different extensions to parameter space for the fiducial CMB+LSS dataset.

3. $AD + \text{all isocurvature modes}$

To generate the neutrino velocity mode, a spatially varying relative velocity is needed between the neutrinos and photons but must be constructed initially such that the overall perturbation in total momentum density is zero [41]. Such modes therefore require even more exotic generation mechanisms and are met with more skepticism. Adding in the neutrino velocity mode and permitting all 4 distinct isocurvature modes to mix, leads to a slightly lower neutrino mass constraint of 2.2 eV. The distribution of the galaxy bias as shown in figure (2) exhibits a shift to higher values than in the pure adiabatic case. Since the matter power spectrum is dominated by the adiabatic mode [27], including an isocurvature mode reduces the overall power $P(k)$, requiring a higher biasing of the galaxy spectrum to that of the underlying matter distribution. But because our value for b agrees with the 1.3 ± 0.2 obtained for all 4 correlated isocurvature modes in the presence of *massless* neutrinos [45], we infer that the bias is not sufficiently high to require suppression of the matter power by such high mass neutrinos. A lower value of Ω_Λ than that reported in [45] must then compensate for the higher allowed value of neutrino mass. This is a strong indication of a degeneracy between $\sum m_\nu$ and a combination of isocurvature parameters. Note that the neutrino mass distribution in figure (2) seems to exclude the model with $\sum m_\nu = 0$. However this feature can be attributed to a larger prior space than the massless case in which NIV and NID modes are 0. In other words, there are effectively more ways of fitting the data with massive neutrinos.

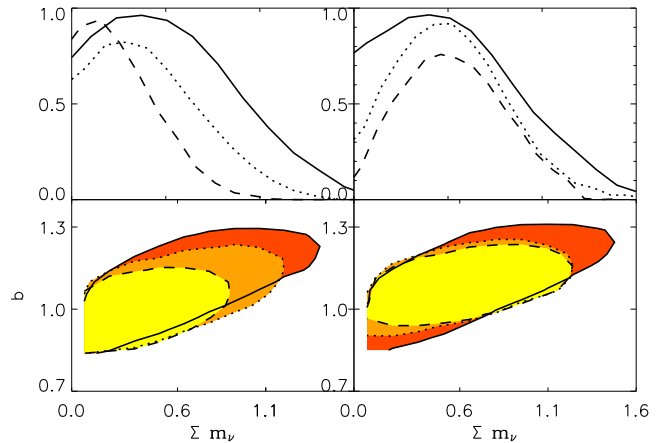


FIG. 3: *Bottom panel:* The 95 % constraints in the $(\sum m_\nu, b)$ plane for different Gaussian priors on the bias. On *left*, μ_b is 1.1 (solid), 1.0 (dotted) and 0.92 (dashed). On the *right*, σ_b is 0.11 (solid), 0.0825 (dotted) and 0.055 (dashed). *Top panel:* The 1D marginalized distribution for $\sum m_\nu$ for the same cases.

IV. THE PATH TO TIGHTER CONSTRAINTS

If we consider the degradation of the neutrino mass constraints which results as the hypothesis space enlarges, it seems important to determine how we can improve our knowledge of $\sum m_\nu$ in the presence of these additional parameters. We have identified two high strong degeneracies between $\sum m_\nu$ and Ω_m and b which become important when seeking stronger constraints. Any supplementary information that reduces the freedom in these degenerate parameters will impact on the neutrino constraints. This information must come from independent experiments which measure phenomena on which the neutrino mass have negligible effect.

Stringent neutrino mass constraints can be arrived at by limiting the allowable values of b . The upper bound of $\sum m_\nu < 3$ eV (95 % CL found by Hannestad [29] using the WMAP 1st-year [46] and 2dFGRS [47] datasets leaving b and the normalization as free parameters was lowered to 0.7 eV by the WMAP team using the same data by assuming $b \simeq 1$, based on the bi-spectrum analysis of the 2dFGRS [48]. Using most recent CMB+LSS data, we update this bound to 0.63 eV. The effects of introducing different measurements of the bias are illustrated in table (III). We wish to dissect the effect of including bias measurements on neutrino mass constraints in order to establish how they need to be improved to better pin down $\sum m_\nu$.

When the analysis is performed using the SDSS data its natural distribution is found to be normal with mean $b = 1.09$ and width $\sigma_b = 0.11$. If we impose different Gaussian priors on b keeping the mean fixed and reducing the standard deviation to $0.75\sigma_b$ and $0.5\sigma_b$, the resulting 1D $\sum m_\nu$ distributions tighten slightly. Because the peaks shift towards higher values as shown in figure (3) the upper bounds at 95% CL are not lowered one might expect. With reference to allowed regions in $(\sum m_\nu, b)$

Dataset	$\sum m_\nu$ for $N_\nu = 3.04$ 95% Confidence Level (CL)
CMB	2.0 eV
CMB +LSS	1.3 eV
CMB+LSS+2dF bias [25]	1.05 eV
CMB+LSS+SDSS bias [5]	0.79 eV
CMB+LSS+ $b = 1$	0.63 eV

TABLE III: Constraints on neutrino mass for different information about the bias b for the standard 8-dimensional parameter space.

space, the effect of the imposed standard deviation of b on the mass limit progressively weakens, indicative of a threshold value of σ_b beyond which it has no effect at all. If we now lower the mean values μ_b of the priors but where $\sigma_b = 0.1 \times \mu_b$, the allowable region in $(\sum m_\nu, b)$ space is reduced in a relatively linear fashion. Given the correlation between b and $\sum m_\nu$, a decrease in μ_b means that a lower b is also favoured and is equivalent to weighting the neutrino mass around a correspondingly lower value. This shows that in order to improve our knowledge of $\sum m_\nu$ a more *precise* measurement of the mean b from future analyses such as weak lensing, will be helpful.

In light of recent results [49] the assumption that power spectrum of the galaxy distribution is *linearly* biased relative to the matter power spectrum may be short-sighted, with implications for current neutrino constraints. The lower matter density favoured by the SDSS DR5 galaxy data could be explained in terms of a scale-dependent bias. This has the potential to degrade neutrino constraints because the effect of the bias will no longer be confined to the amplitude but will now be felt by the *shape* of the linear power spectrum, making it harder to break the degeneracy with $\sum m_\nu$. In work [19] in which the authors assess the effect of different datasets on the neutrino mass limits, discrepancies were pointed out between upper bounds on $\sum m_\nu$ obtained using the CMB data and either the LSS measurements from 2DF [8] or SDSS [9]. Normalizing the *total* matter power spectrum without having to make such assumptions can be achieved from weak lensing experiments. The limit on the neutrino mass found using the measurement of the cluster mass function in [50] and the CMB data was considerably weaker.

V. CONCLUSIONS

In this paper, the dependance of constraints on the neutrino mass using cosmological observations (CMB+LSS)

on the underlying model has been assessed. Before proceeding with the analysis we systematically reviewed most decisions that go into such an investigation and are satisfied that analysis with current datasets is unaffected when different neutrino parameterizations are employed. The BAO [13] and SN [11] results are shown to impact the mass limits significantly and are thus incorporated with caution.

When parameter space is extended beyond our current standard cosmological model (Λ CDM), we rule out any degeneracy between neutrino mass and spatial curvature. We also find that the relationship between dark energy equation of state w and $\sum m_\nu$ depends on the datasets used. A decrease in w away from -1 can be accommodated by an increase in the neutrino mass or an increase in Ω_m which rapidly becomes incompatible with the SN data. The inclusion of a running spectral index no longer tightens the upper bound on $\sum m_\nu$ if the SN measurements are removed from the dataset. Both of these mentioned results disagree with former findings in analyses which include the SN data and highlight issues regarding the dependence of the results not only on the cosmological model but the cosmological observations used (see [19]). Allowing for tensor perturbations is found to have minimal effect, however, the analysis excluded the possibility of a running spectral index. The substantial degradation of the upper mass bound to 2.2 eV with more general initial conditions points to a degeneracy with the isocurvature parameters, namely the neutrino density mode. These high- $\sum m_\nu$ models are however ruled out by the SN constraints on Ω_m [11] which bring the limit down to 1.17eV. Constraining the value of bias impacts significantly on the upper bound, with the most stringent constraint of $\sum m_\nu < 0.63$ eV being obtained when taking $b = 1$. Assuming a known distribution for the bias amounts to effectively incorporating a data set and all accompanying systematic uncertainties. For this reason the same discernment should be exercised. We find that improvements in the accuracy of the measurements of the galaxy bias beyond a point will not dramatically aid our constraints on $\sum m_\nu$. In conclusion it has been shown that the cosmological constraint on neutrino mass is sensitive to many factors and it is only once *all* assumptions have been evaluated can we regard the resulting limit as robust.

Acknowledgments: We are extremely grateful to J. Dunkley for guidance in this project. We thank S. Biller and K. Moodley for discussions. CZ acknowledges support from a Domus A scholarship awarded by Merton College.

[1] S. Fukuda *et al.*, Phys. Rev. Lett. **85**, 3999 (2000); S. Fukuda *et al.*, Phys. Lett. B **539**, 179 (2002); M.B. Smy

et al., Phys. Rev. D **69**, 011104 (2004); S.N. Ahmed *et*

- al.*, Phys. Rev. Lett. **92** 181301 (2004); K. Eguchi *et al.*, Phys. Rev. Lett. **90**, 021802 (2003).
- [2] J. Bonn *et al.*, Nucl. Phys. Proc. Suppl. **91**, 273 (2001).
Ch. Kraus *et al.*, Eur. Phys. J. **C 40**, 447 (2005).
- [3] C. Athanassopoulos, *et al.*, Phys. Rev. Lett. **77**, 3082 (1996); A. Aguilar *et al.*, Phys. Rev. D **64**, 112007 (2001).
- [4] J. Lesgourgues & S. Pastor, Phys. Rep. **429**, 307 (2006).
- [5] U. Seljak *et al.*, Phys. Rev. D **71**, 103515 (2005).
- [6] D. Spergel *et al.*, ‘Wilkinson Microwave Anisotropy Probe (WMAP) Three Year Results: Implications for Cosmology’, arXiv: astro-ph/0603449.
- [7] G. Hinshaw, *et al.*, ‘Three-Year Wilkinson Microwave Anisotropy Probe (WMAP) Observations: Temperature Analysis’, arXiv:astro-ph/0603451; L. Page *et al.*, ‘Three Year Wilkinson Microwave Anisotropy Probe (WMAP) Observations: Polarization Analysis’, arXiv:astro-ph/0603450.
- [8] Cole, *et al.*, Mon. Not. R. Astron. Soc., **362**, 505 (2005).
- [9] M. Tegmark *et al.*, Ap. J, **606**, 702 (2004).
- [10] A. G. Riess *et al.*, Ap. J, **607**, 665 (2004).
- [11] P. Astier *et al.*, Astron. Astrophys. **447**, 31 (2006).
- [12] U. Seljak, A. Slosar & P. McDonald, JCAP, **0610**, 014 (2006).
- [13] D.J. Eisenstein *et al.* Ap. J. **633**, 560 (2005).
- [14] P. McDonald, *et al.*, Ap. J., **635**, 761 (2005); A. Meiksin & M. White, Mon. Not. R. Astron. Soc., **350**, 1107 (2004).
- [15] S. Hannestad, Phys. Rev. D **66**, 125011 (2002).
- [16] Ø. Elgaroy & Ø. Lahav, JCAP **0304**, 004 (2003).
- [17] K. Ichikawa, M. Fukugita & M. Kawasaki, Phys. Rev. D **71**, 043001 (2005).
- [18] M. Viel, M.G. Haehnelt & V. Springel, Mon. Not. R. Astron. Soc. **367** 1655, (2006);
M. Viel & M.G. Haehnelt, Mon. Not. R. Astron. Soc. **365** 231, (2006);
M. Viel, M.G. Haehnelt & A. Lewis A, Mon. Not. Roy. Astron. Soc. Lett. **370**, L51 (2006).
- [19] J. R. Kristiansen, O. Elgaroy & H. Dahle, ‘Cosmological neutrino mass limits: variations with choice of data sets and a new, bias-free limit’, arXiv:astro-ph/0611761.
- [20] A. Lewis, A. Challinor & A. Lasenby, Ap. J. **538**, 473 (2000).
- [21] C.-L. Kuo *et al.*, Am. Astron. Soc. Meeting, **201** (2002)
C. J. MacTavish *et al.*, Ap. J. **647**, 799 (2006); A. C. S. Readhead *et al.*, Ap. J. **609**, 498 (2004); C. Dickinson *et al.*, Mon. Not. R. Astron. Soc., **353**, 732 (2004).
- [22] S. Burles, K. M. Nollett & M. S. Turner, Phys. Rev. D **63**, 063512 (2001).
- [23] W. L. Freedman *et al.*, Ap. J. **553**, 47 (2001).
- [24] G. Steigman, Int. J. Mod. Phys. **E15**, 1 (2006).
- [25] L. Verde *et al.*, Ap. J. Suppl. **148**, 195 (2003).
- [26] J. Dunkley *et al.*, Mon. Not. R. Astron. Soc., **365**, 925 (2005).
- [27] J. Dunkley *et al.*, Phys. Rev. Lett. **95**, 261303 (2005).
- [28] W. Hu, D.J. Eisenstein & M. Tegmark, Phys. Rev. Lett. **80**, 5255 (1998).
- [29] S. Hannestad & G. Raffelt, JCAP, **0404**, 008 (2004).
- [30] A.J. Benson *et al.*, Mon. Not. R. Astron. Soc., **311**, 793 (2000).
- [31] S. Hannestad, Phys. Rev. Lett. **95**, 221301 (2005).
- [32] A. Goobar *et al.*, JCAP **0606**, 019 (2006).
- [33] J-Q. Xia, G-B. Zhao & X. Zhang, ‘Cosmological neutrino mass limit and the dynamics of dark energy’, arXiv:astro-ph/0609463.
- [34] D.J.H. Chung, G. Shiu & M. Trodden, Phys. Rev. D **68**, 063501 (2003).
- [35] H. Peiris *et al.*, Ap. J. Suppl. **148**, 213 (2003).
- [36] M. Fukugita *et al.*, Phys. Rev. D **74**, 027302 (2006).
- [37] D. J. H. Chung & A. E. Romano, Phys. Rev. D **73**, 103510 (2006).
- [38] F. Feng, J-Q. Xia, J. Yokoya, X. Zhang & G-B. Zhao, JCAP**0612**, 011 (2006).
- [39] T. Souradeep, Pramana **67**, 699 (2006).
- [40] S. M. Leach & A. R. Liddle, Phys. Rev. D, **68**, 123508 (2003).
- [41] M. Bucher, K. Moodley & N. Turok, Phys. Rev. D **62**, 083508 (2000).
- [42] D. Parkinson, S. Tsujikawa, B.A. Bassett & L. Amendola, Phys. Rev. D **71**, 063524 (2005).
- [43] R. Trotta, A. Riazuelo & R. Durrer, Phys. Rev. Lett. **87**, 231301 (2001).
- [44] M. Beltran *et al.*, Phys. Rev. D **71**, 063532 (2005).
- [45] M. Bucher *et al.*, Phys. Rev. Lett. **93**, 081301 (2004).
- [46] D.N. Spergel *et al.*, Ap. J. Suppl. **148**, 175 (2003).
- [47] J. Peacock *et al.*, Nature, **410**, 169 (2001); W.J. Percival *et al.*, Mon. Not. R. Astron. Soc., **A 327**, 1297 (2001); **337**, 1068 (2002).
- [48] L. Verde *et al.* Mon. Not. R. Astron. Soc., **335**, 432 (2002).
- [49] W. Percival *et al.*, ‘The shape of the SDSS DR5 galaxy power spectrum’, arXiv:astro-ph/0608636.
- [50] H. Dahle, Ap. J. **653**, 954 (2006).
- [51] S. Dodelson, Phys. Rev. Lett., **429**, 307 (2006).

