

P. Haensel · J.L.Zdunik

# Equation of state of neutron star cores and spin down of isolated pulsars

**Abstract** We study possible impact of a softening of the equation of state by a phase transition, or appearance of hyperons, on the spin evolution of isolated pulsars. Numerical simulations are performed using exact 2-D simulations in general relativity. The equation of state of dense matter at supranuclear densities is poorly known. Therefore, the accent is put on the general correlations between evolution and equation of state, and mathematical strictness. General conjectures referring to the structure of the one-parameter families of stationary configurations are formulated. The interplay of the back bending phenomenon and stability with respect to axisymmetric perturbations is described. Changes of pulsar parameters in a corequake following instability are discussed, for a broad choice of phase transitions predicted by different theories of dense matter. The energy release in a corequake, at a given initial pressure, is shown to be independent of the angular momentum of collapsing configuration. This result holds for various types of phases transition, with and without metastability. We critically review observations of pulsars that could be relevant for the detection of the signatures of the phase transition in neutron star cores.

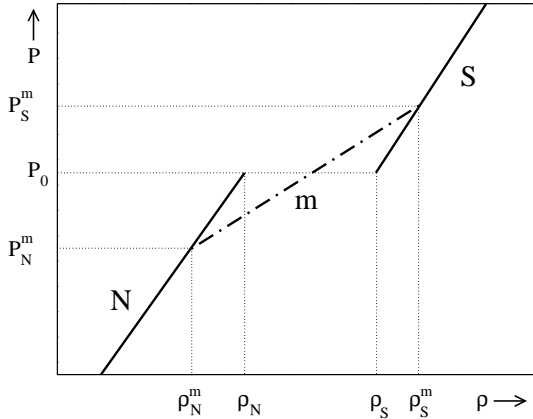
**Keywords** dense matter · equation of state · pulsars: general · stars: neutron · stars: rotation

## 1 Introduction

The equation of state (EOS) above a few times nuclear density is a main mystery of neutron stars. Our degree of ignorance concerning EOS of neutron star core is therefore high. In particular, different theories of dense matter predict various types of softening of the EOS above some density, due to phase transition to exotic phases of hadronic matter (meson condensates, quark matter), or presence of new baryons, such as hyperons (for a review, see Glendenning 2000).

Since their discovery in 1967, thanks to the exceptional precision of their timing, isolated radio pulsars are cosmic laboratories to study physics of ultradense matter. Such a pulsar loses its angular momentum,  $J$ , due to radiation. In response to the angular momentum loss,  $\dot{J} < 0$ , the pulsar changes its rotation frequency  $f = 1/\text{period} = \Omega/2\pi$  (measured in pulsar timing) and increases its central density and pressure  $\rho_c$ ,  $P_c$ . The response of the stellar structure to  $\dot{J}$  depends on the equation of state (EOS) of the neutron star core, and is sensitive to appearance of new particles or of a new phase at the neutron star center. In particular, crossing the phase-transition region by  $\rho_c$  is reflected by specific “nonstandard” behavior of  $f$  as a function of time. In the present paper we analyze the relation between the pulsar spin down and the EOS. This problem was studied previously by many authors, who considered various types of EOSs of dense matter predicted by different theories (Weber & Glendenning 1991, 1992; Glendenning, Pei, & Weber 1997, Heiselberg & Hjorth-Jensen 1998, Chubarian et al. 2000, Spyrou & Stergioulas 2002). In the present paper we summarize and review results obtained using a different approach. Namely, through a flexible parametrization of dense matter EOS, we are able to study the problem of spin down evolution, including stability and the back bending phenomenon (spin up accompanying angular momentum loss), for a very broad, continuous family of EOSs with and without phase transitions, and select those features which are genuine properties of the EOSs. On the other hand, the use of parametrized EOSs allows to perform very precise 2-D calculations, crucial for reliable analysis of stability, and avoiding usual severe limitations resulting from the lack of precision.

The plan of the present paper is as follows. In Sect. 2 we review effect of phase transitions on the equation of state (EOS) of dense matter under the assumption of full thermodynamic equilibrium. Then in Sect. 3 we remind stability criteria for relativistic rotating stars. Importance of stability for the back bending phenomenon is discussed in Sect. 4. In Sect. 5 various cases of evolutionary tracks of isolated pulsars, corresponding to different EOSs of dense matter, are studied, and general proper-



**Fig. 1** Two types of the EOS with 1st order phase transition. Thick solid lines: stable pure N and S phases. Mixed phase is represented by a dash-dot line. For further explanation see the text. From Bejger et al. (2005)

ties of the structure of stable families of stationary configurations are deduced. Corequakes resulting from instability of rotating configurations are discussed in Sect. 6. In Sect. 7 we show how a phase transition in neutron star core can affect the time evolution of the pulsar rotation period. Some remarkable features of changes in pulsar parameters resulting from a corequake are discussed in Sects. 8-9. Finally, Sect. 10 contains discussion and conclusions.

Results reviewed here were obtained in last few years within a fruitful collaboration with M. Bejger and E. Gourgoulhon (Zdunik et al. 2004, 2006a, 2006b, Bejger et al. 2005). We present these results in the most general terms, and summarize them in the form of conjectures (which in the future may become strict theorems), which on the one hand are general (i.e., do not depend on a specific dense matter model), and on the other hand seem to us useful for further numerical studies of the intimate relation between EOS and neutron star dynamics.

## 2 First order phase transition in thermodynamic equilibrium

Two possible cases of the EOS softening by a 1st order phase transition are shown schematically in Fig. 1. Simplest case is that of a first order phase transition from a pure N (normal) phase to a pure S (superdense) phase. It occurs at a well defined pressure  $P_0$ , and is accompanied by a density jump:  $\rho_N < \rho_S$ . Such a type of phase transition occurs for sufficiently strong pion or kaon condensation, and is also characteristic for many models of quark deconfinement. For a sufficiently small surface tension at the N-S interface,  $\sigma < \sigma_{\text{crit}}$ , one has to contemplate a more complicated pattern of the N-S phase coexistence. Above some  $P_N^m$  a mixture NS is preferred over the pure N phase, with fraction of the S phase increasing from zero to one at  $P = P_S^m$ , and above  $P_S^m$  pure S phase is

preferred. Such a situation might be possible for meson (kaon or pion) condensations or quark matter, provided  $\sigma < \sigma_{\text{crit}}$ . Alas, our knowledge of physics of superdense matter is not sufficient to decide which case (pure or mixed) type of first order phase transition is actually realized in dense neutron star cores.

## 3 Stability of hydrostatic equilibria

Neutron stars are assumed to be built of an ideal fluid. Therefore, stresses resulting from elastic shear, electromagnetic field, viscosity, etc. are neglected.

In our case, stability criteria are:

*Stability criteria - nonrotating stars* Nonrotating configuration form a one-parameter family  $\mathcal{C}(x)$ , and are labeled by  $x = \rho_c$  or  $x = P_c$ . One considers stability of these 1-D configurations with respect to radial perturbations and finds that a configuration is stable if  $dM/dx > 0$  and unstable if  $dM/dx < 0$  (Harrison et al. 1966).

*Stability criteria - rotating stars.* They were precisely formulated by Friedman et al. (1988). Stationary rotating configurations form a two-parameter family:  $\mathcal{C}(x, \Omega)$ . Their stability with respect to axially symmetric perturbations can be checked using any of the following criteria, involving baryon (rest) mass  $M_b$  or stellar angular momentum  $J$ :

(1) configuration is stable if  $(\partial M / \partial x)_{J=\text{const.}} > 0$  and unstable if  $(\partial M / \partial x)_{J=\text{const.}} < 0$ ,

or

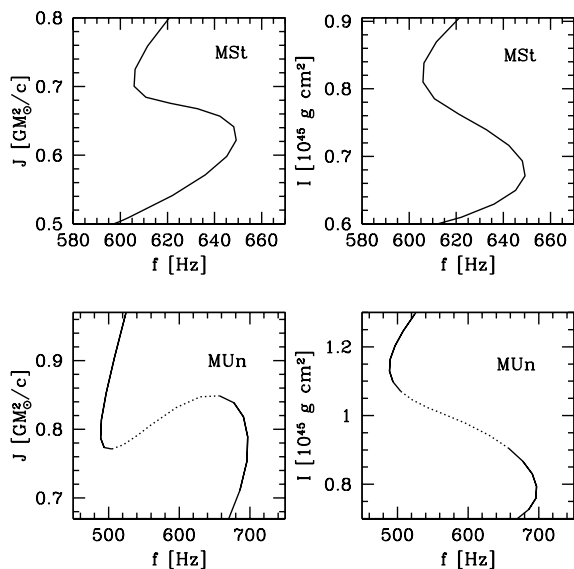
(2) configuration is stable if  $(\partial J / \partial x)_{M_b=\text{const.}} < 0$  and unstable if  $(\partial J / \partial x)_{M_b=\text{const.}} > 0$ .

## 4 Back-bending and stability of rotating configurations

Zdunik et al. (2006a) have shown examples of the EOS with 1st order phase transitions between the pure N and S phases, as well as mixed-phase transitions, for which one of the two situations occurs:

- 1. all configurations are stable but the back bending exists.
- 2. the phase transition results in the instability region for rotating stars.

To distinguish between these two cases we can look at the behavior either of the curves  $M_b(\rho_c)_J$  or  $J(f)_{M_b}$ ; the quantity fixed along a sequence is indicated by the lower index. For such curves the instability criterion directly applies. However, it is not so easy to detect the instability using the  $I(f)_{M_b}$  plot, where  $I \equiv J/\Omega$  is stellar moment of inertia. The unstable case may look similar to that

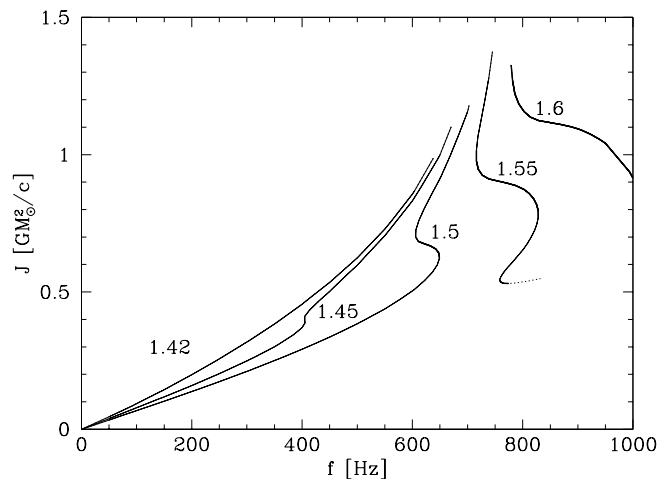


**Fig. 2** Total angular momentum versus rotation frequency  $f$  (left panels), and moment of inertia  $I \equiv J/\Omega$  versus  $f$  (right panels), for EOSs MSt and MUn of Zdunik et al. (2006a). The stability criterion is easily applied to left panels. It is clear that for the MSt EOS back bending feature is not associated with an instability, with all configurations being stable. On the contrary, the MUn EOS produces back bending with a large segment of unstable configurations. Simultaneously, the  $I(f)$  curves for both EOSs are very similar and apparently show very similar back-bending shapes.

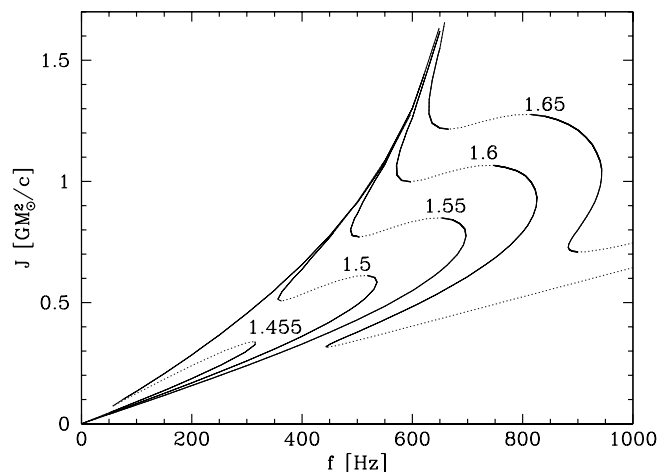
corresponding to a fully stable sequence. An example is presented in Fig. 2, where we plot two functions:  $J(f)_{M_b}$  and  $I(f)_{M_b}$  for the two models of EOS (MSt and MUn) with softening due a mixed-phase segment. Upper panels correspond to the stable model MSt and lower to the MUn model for which exist region of unstable configurations. The difference between the MSt and MUn cases is clearly visible in left panels ( $J(f)_{M_b}$  curves), where we can easily recognize the instability region for MUn model, by applying the condition  $(dJ/d\rho_c)_{M_b} > 0$ , and keeping in mind that  $\rho_c$  is monotonic along this curve. However, the upper and lower right panels ( $I(f)_{M_b}$  are quite similar, without any qualitative difference. Simultaneously, the back bending phenomenon in the MUn case is very large (almost by 200 Hz), and obviously the phase transition results in an instability (increase of  $J$  for increasing  $\rho_c$ ). An yet,  $I(\rho_c)$  is a monotonic decreasing function all the time.

## 5 Invariance of structure of (one-parameter) families $\{C_X\}$

We select a one-parameter family (represented by a curve) from a two-parameter set of stationary configuration by fixing one of parameters, denoted by  $X$ , so that within this family  $X = const.$  Here  $X = M_b, J, f$ . Examples of such one-parameter families are shown in Fig. 3, 4.



**Fig. 3** Examples of the evolutionary tracks in the  $J-f$  plane for an EOS which produces back bending but does not lead to splitting of the tracks into disjoint stable branches, separated by unstable segments. Curves are labeled by baryon mass (constant along a track) in solar masses. Thick segments correspond to back bending phenomenon. A small dotted termination at the lower end of the 1.55 curve corresponds to a collapse into black hole after reaching the minimum  $J$  allowed for stationary configurations. From Zdunik et al. (2006a).



**Fig. 4** Examples of the evolutionary tracks in the  $J-f$  plane for an EOS which produces unstable segments. Curves are labeled by baryon mass (constant along a track) in solar masses. Thick segments correspond to back bending phenomenon. From Zdunik et al. (2006a).

As shown by Zdunik et al. (2006a), studying stability of these one parameter families reveals a very interesting invariance property. This property can be generalized to include also the special case of marginally unstable configurations, which correspond to the inflection point  $(\partial M/\partial x)_{J=const.} = 0$  and  $(\partial^2 M/\partial x^2)_{J=const.} = 0$ . For the  $M_b = const.$  families the marginal instability corresponds to  $(\partial J/\partial x)_{M_b=const.} = 0$  and  $(\partial^2 J/\partial x^2)_{M_b=const.} = 0$ .

Only stable configurations are astrophysically relevant. In what follows, we use the term “unstable segment” of one parameter family in the restricted sense: we will always mean a segment composed of unstable configurations which is bounded on both sides by stable configurations. A remarkably general invariance property can be formulated as three conjectures:

- (1) All stable  $\{\mathcal{C}\}_{\text{stat}}$  remains all stable  $\{\mathcal{C}_X\}_{\text{rot}}$
- (2) If  $\{\mathcal{C}\}_{\text{stat}}$  contains unstable segment then every  $\{\mathcal{C}_X\}_{\text{rot}}$  contains unstable segment too
- (3) If  $\{\mathcal{C}\}_{\text{stat}}$  contains a marginally unstable  $\mathcal{C}$  then each  $\{\mathcal{C}_X\}_{\text{rot}}$  contains a marginally unstable  $\mathcal{C}_X$

These conjecture are based on very precise numerical 2-D simulations performed for hundreds of EOSs with softening due to phase transitions. They can also be rephrased in a more compact form:

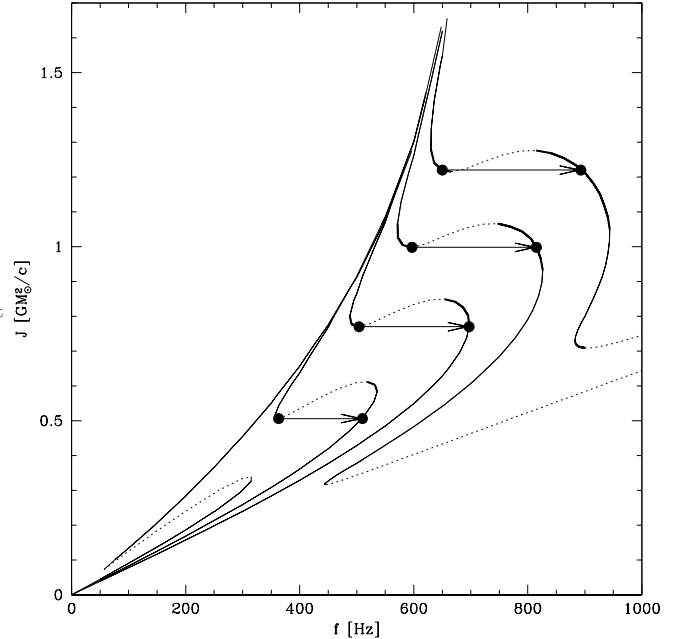
1' single family of stable static configurations  $\Leftrightarrow$  single family of stable rotating configurations

2' two disjoint families of stable static configurations separated by a family of unstable configurations  $\Leftrightarrow$  two disjoint families of stable rotating configurations separated by a family of unstable configurations (constant  $M_b$ , or constant  $J$ , or constant  $f$ )

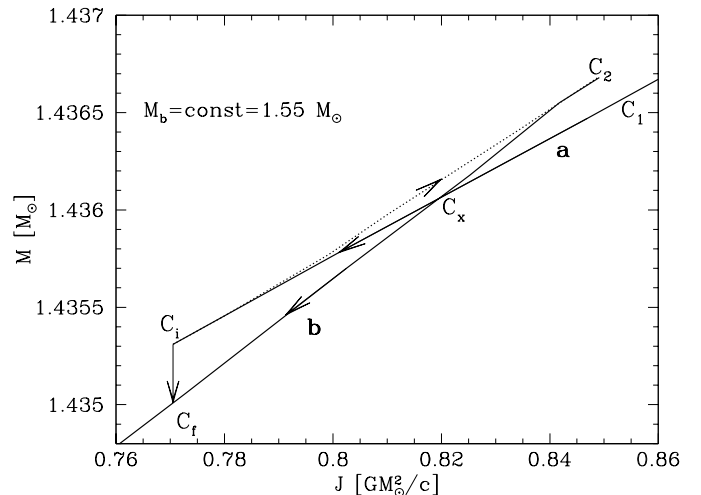
Therefore, topology of the one-parameter families of hydrostatic stationary equilibrium configurations is a genuine feature of the EOS, not altered by rigid rotation.

## 6 Instabilities and starquakes

Entering the unstable segment of the evolutionary track, during pulsar spin down, leads to a discontinuous transition (starquake) to a stationary configuration on another stable segment of the evolutionary track. This is illustrated by examples of evolutionary tracks in the  $J - f$  plane in Fig. 5. It is assumed that there is no matter ejection during the quake and that the timescale of it is so short that the angular momentum loss (by radiation of electromagnetic and gravitational waves) can be neglected. Therefore, a spinning down pulsar reaches instability point and collapses (with spinning up!) into a new stable configuration  $\mathcal{C}$  with the same baryon mass and angular momentum, and then continues its evolution moving in the  $J - f$  plane (Fig. 5). The unavoidability of a corequake is best seen by showing the track in the  $M - J$  plane in Fig. 6. The only way out from  $\mathcal{C}_i$  is collapse to  $\mathcal{C}_f$ , keeping  $M_b$  and  $J$  constant. The energy released during the corequake is  $\Delta E = (M_i - M_f)c^2$ . Let us stress, that the corequake is accompanied by differential rotation, redistribution of the angular momentum, and breaking of the axial symmetry. It is a nonstationary phenomenon which is to be studied using methods

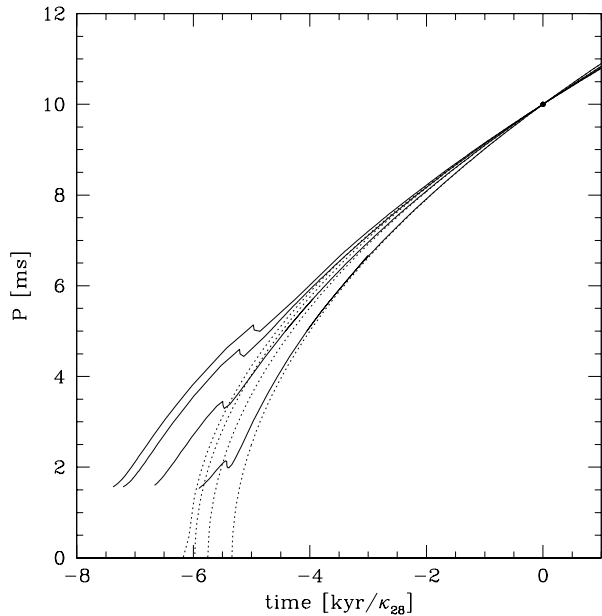


**Fig. 5** Evolutionary tracks of an isolated pulsar losing  $J$  in the  $J - f$  plane, when a softening of the EOS due to a phase transition imply instability regions (dotted segments). Arrows lead from unstable configuration to a stable collapsed one, with the same baryon mass and angular momentum. From Zdunik et al. (2006a).



**Fig. 6** Gravitational mass of the star as a function of its angular momentum, for a fixed baryon mass of the star. Central density is increasing along the curve as indicated by the arrows. The upper (dotted) segment corresponds to the unstable configurations. From Zdunik et al.(2006a).

beyond those applied to describe 2-D rigid rotation in the present paper.



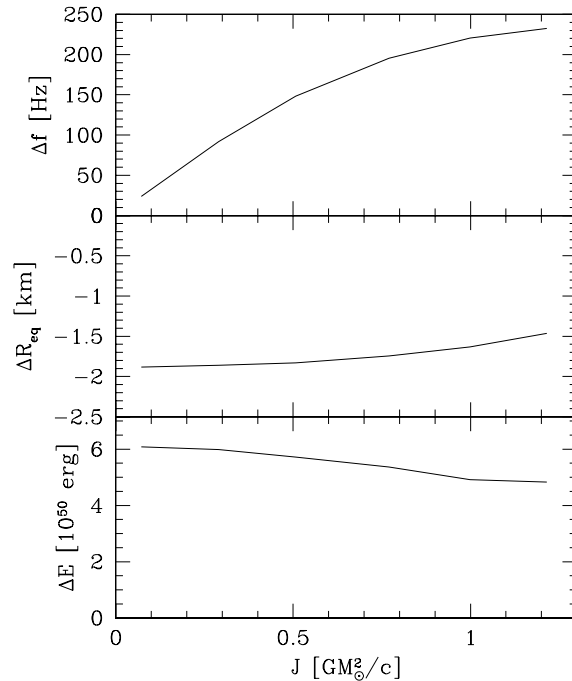
**Fig. 7** The evolution of the pulsar period  $P$  when the energy loss is described by the magnetic dipole braking with  $\alpha = 4$ . Solid curves - results obtained for an EOS with a phase transition, for different baryon masses. Dotted lines correspond to a standard model with  $I = I(0) = \text{const}$ . The unit of time is 1000 yrs/ $\kappa_{28}$ , where  $\kappa_{28} = \kappa/10^{28}$  (in the c.g.s. units), and  $\kappa$  is a parameter in the right-hand-side of Eq. (1). From Zdunik et al. (2006a).

## 7 Back bending and pulsar timing

A spinning down isolated pulsar loses its angular momentum and energy. The energy balance is described by the standard formula

$$\dot{M}c^2 = -\kappa\Omega^\alpha, \quad (1)$$

where the right-hand-side describes the energy loss due to radiation. The standard assumption is that the  $\Omega$ -dependence of the moment of inertia  $I$  can be neglected, so that during spin down  $I = I(\Omega = 0) = \text{const}$ . However, in the phase transition epoch the  $\Omega$  dependence of  $I$  is crucial for the evolution track, timing, and stability. Standard approximation  $I = I(\Omega = 0) = \text{const}$ . leads to a severe *overestimate* of the spindown rate and an *underestimate* of pulsar age. An example visualizing this effect is shown in Fig. 7. We assume that a  $P = 10$  ms pulsar is observed at time = 0. As we see, evolution back in time using  $I = \text{const}$ . (dotted lines, corresponding to different  $M_b$ ) can be very misleading if a phase transition region was crossed in the past. Let us notice that in that “phase transition epoch” the breaking index  $n = \Omega\dot{\Omega}/\dot{\Omega}^2$  was reaching huge values. Breaking index  $\gg 1$  is a signature of a phase transition taking place at the pulsar center.



**Fig. 8** Changes of stellar parameters of a rotating isolated neutron stars, due to a corequake which occurs after the star reaches an unstable configuration. An example from Zdunik et al. (2006a).

## 8 Spin up, shrinking of radius, and energy release in starquakes in pulsars

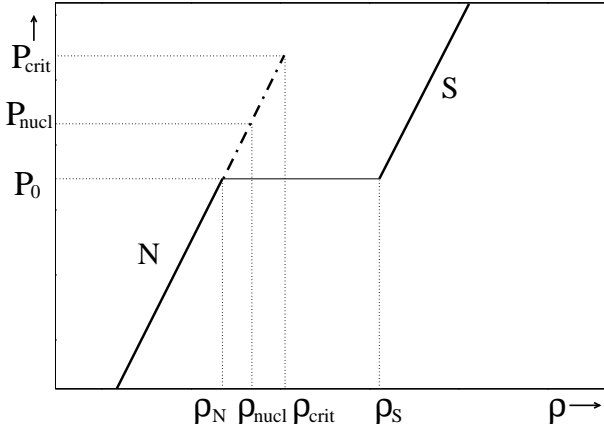
The changes in  $f$ , equatorial radius  $R_{\text{eq}}$ , and the energy release can be evaluated by comparing the relevant quantities in the stationary, rigidly rotating states (initial and final),  $C_i \rightarrow C_f$ . Assumed conditions are  $M_{b,i} = M_{b,f}$ ,  $J_i = J_f$ . The energy release is then given by  $\Delta E = -\Delta M c^2$ .

Examples of numerical results obtained in 2-D simulations are shown in Fig. 8. A remarkable feature is a very weak dependence of  $\Delta E$  on  $J_i$ . Therefore  $\Delta E$  can be calculated using 1-D code for non-rotating stars and this gives excellent prediction (within better than 20%) even for high  $J_i$ , when the stars are strongly flattened by rotation! This has important practical consequence: there is no need for 2-D simulations to get reliable estimate estimate of the energy release, 1-D calculation for non-rotating stars is sufficient.

## 9 Metastability and two types of corequakes

The case of spherical, non rotating neutron stars was studied long time ago (Haensel et al. 1986, Zdunik et al. 1987). Corequakes in rotating neutron stars were recently studied by Zdunik et al. (2006a,b).

First order phase transition allows for metastability of the N phase at  $P > P_0$  (see Fig. 9). Depending on



**Fig. 9** A schematic representation, in the  $\rho - P$  plane, of an EOS with a 1st order phase transition. Solid segments: stable N and S phases in thermodynamic equilibrium. Dash-dot segment: metastable N phase. The S phase nucleates at  $P_{\text{nucl}}$ . At  $P_{\text{crit}}$  nucleation of the S phase is instantaneous, because the energy barrier separating the N phase from the S one vanishes.

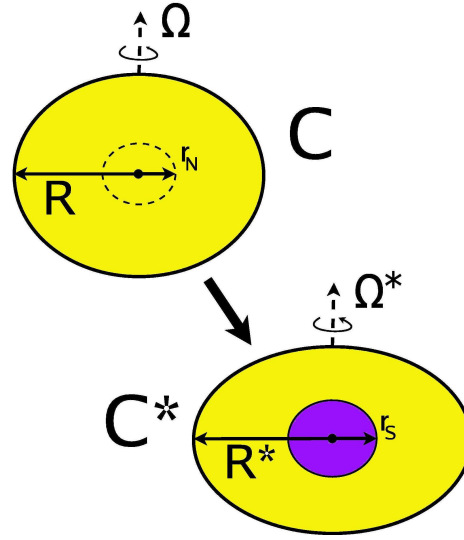
the magnitude of the density jump at  $P = P_0$  between stable N and S phases, one has to distinguish two types of 1st order phase transitions.

*Weak and moderate 1st order phase transitions* characterized by  $\rho_S/\rho_N < \frac{3}{2} + P_0/\rho_N c^2$ . A starquake is then triggered by nucleation of a droplet of the S phase in a metastable core of N phase (see Fig. 10).

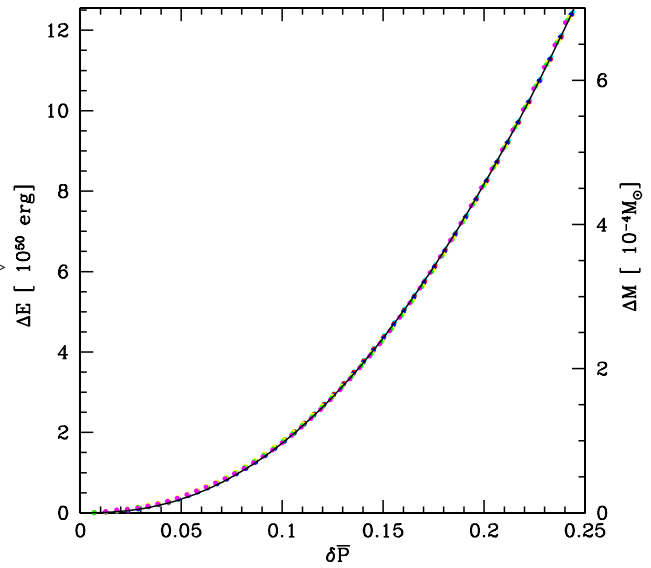
*Strong 1st order phase transitions* characterized by  $\rho_S/\rho_N > \frac{3}{2} + P_0/\rho_N c^2$ . Configurations with  $P_c > P_0$  with small S cores are then *unstable* even under full equilibrium conditions (i.e., for no metastability). They collapse into configurations with a large S phase core.

One finds that in all cases  $\Delta E$  is, to a very good approximation, independent of  $J$  of collapsing configuration, provided the energy release is calculated at fixed overcompression in the center of the metastable N-star core,  $\delta\bar{P} \equiv (P_c - P_0)/P_0$ . Generally, a starquake is triggered for  $P_c = P_{\text{nucl}}$ , when the S phase nucleates, which initiates a transition depicted in Fig. 10. Independence of  $\Delta E(\delta\bar{P})$  from  $J$  of collapsing configuration is clearly seen in Fig. 11. All points lie on the same curve, which coincides with that obtained for nonrotating case.

Independence of the energy release of  $J_i$  is valid for both weak, moderate, and strong 1st order phase transition. It has a paramount practical importance: simple 1-D calculations for non-rotating stars are sufficient to get correct value of the energy release for even rapidly rotating stars.



**Fig. 10** Transition from a one-phase configuration  $C$  with a metastable core of radius  $r_N$  to a two-phase configuration  $C^*$  with a S-phase core of radius  $r_S$ . The two configurations have the same baryon number (baryon mass) and the same angular momentum. From Bejger et al. (2005).



**Fig. 11** (Color online) The energy release due to a corequake of rotating neutron star as a function of the overpressure  $\delta\bar{P}$  at the center of the metastable N phase core, for a model of the EOS with a moderate 1st order phase transition. The points of different color correspond to different values of the total angular momentum of rotating star, but they all lie on a same line (Zdunik et al., 2006b, to be published). Notice, that rotation is very rapid, with kinetic/gravitational energy ratio up to  $T/W \simeq 0.1$ .

## 10 Conclusions

For isolated pulsar without phase transition in the center the evolution of the period during spin-down is smooth and monotonic. For stars with baryon mass below the maximum allowable one for static stars,  $M_{b,\max}^{(\text{stat})}$ , the stellar angular momentum  $J$  is monotonically decreasing with decreasing rotation frequency  $f$ ,  $dJ/df > 0$ . For supramassive stars, with fixed baryon mass  $M_b > M_{b,\max}^{(\text{stat})}$ , the derivative  $dJ/df$  changes sign very close to the Keplerian (mass shedding) limit. However, in this region the effect of spin-up by the angular momentum loss results directly from effects of general relativity, and has nothing to do with the equation of state (Cook et al. 1992, Zdunik et al. 2004). The relevant value of  $f$  is then so close to the mass shedding limit, that the star is susceptible to many other instabilities and hence it is unlikely to be observed as a radio pulsar.

A softening of the EOS of dense matter due to a phase transition or appearance of hyperons can affect spin evolution tracks of isolated pulsars. In particular, back bending epochs and instabilities followed by corequakes may appear. One parameter families (sequences) of rigidly rotating configurations loosing angular momentum have a stability/instability structure identical with that of spherical non-rotating family. Energy release associated with a corequake in rotating pulsar depends only on the overpressure in the center of its metastable core and does not depend on the rotation rate of collapsing configuration. This independence on the initial rotation rate holds universally, for weak, moderate, and strong phase transitions, and with or without metastability. This means that the energy release in a corequake in a rotating star can be calculated, with a very good precision, in 1-D nonrotating model with the same pressure at the core center.

It should be mentioned that there is still no direct observational evidence of the back bending phenomenon. Although there exist many isolated pulsars with a measured *decreasing* period, they are located in globular clusters and the effect of  $\dot{P} < 0$  is usually explained by the acceleration in the globular cluster gravitational field (for a recent review see Camilo & Rasio 2005). The effect of period clustering (which would be another consequence of the phase-transition softening of EOS) is not clear from observational point of view. There seems to be some evidence for such effect (e.g. Chakrabarty 2004) for accreting neutron stars, but not for isolated neutron stars considered in the present paper. However, for accreting neutron stars the effect of back bending is expected to be strongly suppressed due to the simultaneous increase of the stellar mass during accretion (Zdunik et al. 2005). There might be some indirect evidence for back bending hidden in the evolutionary history of pulsars. Some evolutionary scenarios applied to the observed pulsars result in unrealistically short initial period if one assumes

standard magnetic dipole braking. This paradox could be explained by the existence of the back-bending epoch during pulsar's life (Spyrou & Stergioulas 2002, Zdunik et al. 2006). Finally, measurements of very large values of braking indices (Johnston & Galloway 1999) could be an indication of the closeness to  $\dot{f} = 0$  state associated with back bending. However, this might be explained in a more standard way, by the behavior connected with the glitch phenomena (Johnston & Galloway 1999, Alpar & Baykal 2006).

This work was partially supported by the Polish MNI grant no. 1P03D-008-27.

## References

1. Alpar, M, Baykal, A., 2006, MNRAS, astro-ph/0608055
2. Bejger, M., Haensel, P., Zdunik, J.L., 2005, MNRAS, 359, 699
3. Camilo, F., Rasio, F. A. 2005, in ASP Conf. Ser. 328, Binary Radio Pulsars, ed. F. A. Rasio, I. H. Stairs (San Francisco: ASP), 147
4. Chubarian E., Grigorian H., Poghosyan G., Blaschke D., 2000, A&A, 357, 968
5. Cook G.B., Shapiro S.L., Teukolsky S.A., 1992, ApJ, 398, 203
6. Friedman J. L., Ipser J. R., Sorkin R. D, 1988, ApJ, 325, 722
7. Glendenning N. K., 2000, Compact Stars, Nuclear Physics, Particle Physics and General Relativity (Springer-Verlag, New York)
8. Friedman, J.L., Ipser, J.R, Sorkin, R.D., 1988, ApJ, 325, 722
9. Glendenning N. K., Pei S., Weber F., 1997, Phys. Rev. Lett., 79, 1603
10. Haensel P., Zdunik J. L., Schaeffer R., 1986, A&A, 160, 251
11. Harrison B.K, Thorne K.S., Wakano M., Wheeler J.A. 1965, Gravitation Theory and Gravitational Collapse, The University of Chicago Press, Chicago
12. Heiselberg H., Hjorth-Jensen M., 1998, Phys. Rev. Letters, 80, 5485
13. Johnston S., Galloway D., 1999, MNRAS, 306, L50
14. Spyrou N. K., Stergioulas N., 2002, A&A, 395, 151
15. Weber F., Glendenning N. K., 1991, Phys. Lett. B, 265, 1
16. Weber F., Glendenning N. K., 1992, ApJ, 390, 541
17. Zdunik J. L., Haensel P., Gourgoulhon E., Bejger, M., 2004, A&A, 416, 1013
18. Zdunik J. L., Haensel P., Schaeffer R., 1987, A&A, 172, 95
19. Zdunik J. L., Bejger M., Haensel P., Gourgoulhon E., 2006a, A&A, 450, 746
20. Zdunik J. L., Haensel P., Gourgoulhon E., Bejger M., 2004, A&A, 416, 1013
21. Zdunik J. L., Haensel P., Bejger M. 2005, A&A, 441, 207
22. Zdunik J. L., Bejger M., Haensel P., Gourgoulhon E., 2006b, Energy release associated with a first-order phase transition in a rotating neutron star core, submitted for publication, astro-ph/0610188