

Dust filtration at gap edges: Implications for the spectral energy distributions of discs with embedded planets

W.K.M. Rice^{1*}, Philip J. Armitage^{2,3}, Kenneth Wood⁴ and G. Lodato⁵

¹ SUPA†, Institute for Astronomy, University of Edinburgh, Blackford Hill, Edinburgh, EH9 3H

² JILA, Campus Box 440, University of Colorado, Boulder CO 80309

³ Department of Astrophysical and Planetary Sciences, University of Colorado, Boulder CO 80309

⁴ SUPA†, School of Physics and Astronomy, University of St Andrews, North Haugh, St Andrews, Fife KY16 9SS

⁵ Institute of Astronomy, Madingley Road, Cambridge, CB30HA

15 September 2018

ABSTRACT

The spectral energy distributions (SEDs) of some T Tauri stars display a deficit of near-IR flux that could be a consequence of an embedded Jupiter-mass planet partially clearing an inner hole in the circumstellar disc. Here, we use two-dimensional numerical simulations of the planet-disc interaction, in concert with simple models for the dust dynamics, to quantify how a planet influences the dust at different radii within the disc. We show that pressure gradients at the outer edge of the gap cleared by the planet act as a filter - letting particles smaller than a critical size through to the inner disc while holding back larger particles in the outer disc. The critical particle size depends upon the disc properties, but is typically of the order of 10 microns. This filtration process will lead to discontinuous grain populations across the planet’s orbital radius, with small grains in the inner disc and an outer population of larger grains. We show that this type of dust population is qualitatively consistent with SED modelling of systems that have optically thin inner holes in their circumstellar discs. This process can also produce a very large gas-to-dust ratio in the inner disc, potentially explaining those systems with optically thin inner cavities that still have relatively high accretion rates.

Key words: solar system: formation — planets and satellites: formation — planetary systems: formation

1 INTRODUCTION

A fraction of T Tauri stars, including TW Hya (Calvet et al. 2002; Uchida et al. 2004), GM Aur (Marsh & Mahoney 1992; Koerner, Sargent & Beckwith 1993; Rice et al. 2003), CoKu Tau/4 (Forrest et al. 2004; Quillen et al. 2004; D’Alessio et al. 2005) and DM Tau (Calvet et al. 2005), present spectral energy distributions (SEDs) that combine little excess flux (above the photospheric level) at near-IR wavelengths with robust excesses at $\lambda \gtrsim 10\mu\text{m}$. A similar effect is seen in at least one Herbig Ae/Be star, HD100546 (Bouwman et al. 2003; Grady et al. 2005). Since circumstellar discs are generally most optically thick in the inner, hottest regions, this observation is noteworthy and indicative of some process that can create an optically thin inner cavity within the disc. One exciting possibility is that the cavity arises from the tidal truncation of the inner disc by a massive planet (Goldreich & Tremaine

1980; Lin & Papaloizou 1986), in which case the SED observations provide unique constraints on the time scale and frequency of giant planet formation. However, non-planetary explanations are also possible. Dust can grow rapidly to form solid bodies that contribute negligible opacity in any observed waveband, while larger bodies may themselves suffer destructive collisions or rapid orbital decay due to aerodynamic drag against the gaseous disc (Weidenschilling 1977). Photoevaporation of the outer disc by ionizing stellar radiation can also starve the inner disc of gas, yielding a short inner hole phase even in the absence of a planet (Alexander, Clarke & Pringle 2006). Protoplanetary disc models that include some or all of these effects (Takeuchi & Artymowicz 2001; Kenyon & Bromley 2004; Dullemond & Dominik 2005; Takeuchi, Clarke & Lin 2005) admit the formation of dusty rings and inner holes, even in the absence of planets and gas. As improved SEDs and spectra from *Spitzer* become available, more detailed theoretical study of both classes of model (pure disc and disc plus embedded planet) is warranted in order to deter-

* E-mail: wkmr@roe.ac.uk

† Scottish Universities Physics Alliance

mine whether these models can be distinguished without direct imaging data.

A sufficiently massive planet (or brown dwarf) can probably create an inner cavity in which both the gas and dust surface densities are extremely low. However, of the four aforementioned T Tauri stars – around which inner disc ‘holes’ are inferred from the lack of near-IR emission – only CoKu Tau/4 appears to be entirely devoid of circumstellar material within 1 AU of the star. In the case of TW Hya there is both ongoing low-level gas accretion (Muzerolle et al. 2000), and evidence (from the existence of a silicate emission feature at $10\mu\text{m}$) for a sub-lunar mass of micron sized dust at small radii (Calvet et al. 2002). Both GM Aur and DM Tau are Classical T Tauri stars, with estimated accretion rates on to the stellar photosphere variously estimated at $\dot{M} \approx 10^{-9} M_{\odot}\text{yr}^{-1}$ to $10^{-8} M_{\odot}\text{yr}^{-1}$ (Gullbring et al. 1998; Hartmann et al. 1998; White & Ghez 2001). Unfortunately Najita, Carr & Mathieu (2003) failed to detect CO emission from an inner disc around GM Aur, so there are no observational clues as to the *gas* surface density that must accompany this accretion. However, for these accretion rates protoplanetary disc models predict gas surface densities at $r \approx 0.1$ AU of 200–2000 gcm^{-2} (Bell et al. 1997). Although disc models are subject to large uncertainties arising from the unknown efficiency of angular momentum transport within protoplanetary discs, the robust accretion signatures seen for these stars imply that an inner gas disc must be present.

Within a planetary interpretation of the observed SEDs, the presence of inner gas discs and ongoing stellar accretion is not in itself surprising. Numerical simulations (Artymowicz & Lubow 1996; Lubow, Seibert & Artymowicz 1999) show that the tidal barrier erected by a massive planet is quite leaky. For Jupiter mass planets gas can readily overflow the gap, and while much of this gas is accreted by the planet in excess of 10% of the accretion rate at large radius can replenish the inner disc and ultimately accrete on to the star (Lubow & D’Angelo 2006). This is consistent with GM Aur being a Classical T Tauri star, but the lack of dust opacity then requires that the planet needs to be relatively more effective at holding back dust – i.e. it needs to filter the gas as it passes the tidal barrier. In this paper, we show that the required filtration may occur as a consequence of the sharp pressure gradient that exists near the outer edge of the gap. The pressure gradient leads to super-Keplerian rotation of the gas, which in turn allows standard aerodynamic coupling to solid bodies (Weidenschilling 1977; Paardekooper & Mellema 2006) to inject angular momentum and hold back the inward flow of all but the smallest solid particles. We estimate the efficiency of this process, and argue that it allows relatively low mass planets – which are observed (Marcy et al. 2005) to be much more common than those planets with $M_p > M_J$ that would start to cut off accretion entirely – to nevertheless create dust-poor inner cavities. Within this scenario, the variation in the observed properties of T Tauri stars with weak near-IR emission could reflect different mass embedded planets – relatively low in the case of GM Aur and DM Tau, and substantially higher in the case of CoKu Tau/4.

2 GAS-DUST DYNAMICS

The disc gas and the embedded dust particles interact via a drag force (Whipple 1972; Weidenschilling 1977) that is a consequence of the different gas and dust orbital velocities. The Keplerian velocity, V_K , at a radius, r , around a star of mass M_* is

$$V_K^2 = \frac{GM_*}{r}. \quad (1)$$

If P is the gas pressure and if ρ is the gas density, the azimuthal component of the gas velocity, v_{ϕ} , in centrifugal equilibrium differs from the Keplerian velocity due to the influence of the gas pressure gradient and is given by

$$\frac{v_{\phi}^2}{r} = \frac{V_K^2}{r} + \frac{1}{\rho} \frac{dP}{dr}. \quad (2)$$

The dust particles, on the other hand, are not influenced by pressure forces and, in centrifugal equilibrium, orbit at the Keplerian velocity, V_K .

The effect of the drag force depends on the size of the dust particles relative to the mean free path of the gas molecules. If we assume that the gas is primarily molecular hydrogen, the mean free path, λ , is

$$\lambda = \frac{m_{H_2}}{\rho A} \approx \frac{4 \times 10^{-9}}{\rho} \text{cm} \quad (3)$$

where m_{H_2} is the mass of the hydrogen molecule and A is its cross-section ($A = \pi a_o^2 \approx 7 \times 10^{-16} \text{cm}^2$). The drag force, F_D is then

$$\mathbf{F}_D = -\frac{1}{2} C_D \pi a^2 \rho u^2 \hat{\mathbf{u}}, \quad (4)$$

where \mathbf{u} is the relative velocity between the gas and dust particles, $u = |\mathbf{u}|$, $\hat{\mathbf{u}} = \mathbf{u}/u$, a is the mean radius of the dust grains and C_D is the drag coefficient, given by

$$C_D = \begin{cases} \frac{8}{3} \frac{c_s}{u} & a < 9\lambda/4 \\ 24R_e^{-1} & R_e < 1 \\ 24R_e^{-0.6} & 1 < R_e < 800 \\ 0.44 & R_e > 800. \end{cases} \quad (5)$$

In equation (5), R_e is the Reynolds number which can be shown to be given by (see for example Rice et al. (2004))

$$R_e = 4 \left(\frac{a}{\lambda} \right) \left(\frac{u}{c_s} \right). \quad (6)$$

In general, the gas pressure in protoplanetary discs decreases with increasing radius. The pressure gradient is therefore negative and the gas velocity is sub-Keplerian. The drag force then acts to slow the dust particles down causing them to spiral in towards the central star. One can then determine the radial drift velocity of dust particles by self-consistently solving the radial and azimuthal components of the momentum equation as outlined in Weidenschilling (1977). Figure 1 shows an example of the inward radial velocity ($-dr/dt$) against particle radius at 5 AU in disc with a density of $\rho(r) = 10^{-11} (r/5\text{AU})^{-2.75} \text{g cm}^{-3}$ and a temperature of $T(r) = 125 (r/5\text{AU})^{-0.5} \text{K}$. The radial velocity is clearly strongly dependent on the particle size, and can reach values of $\sim 10^4 \text{cm s}^{-1}$.

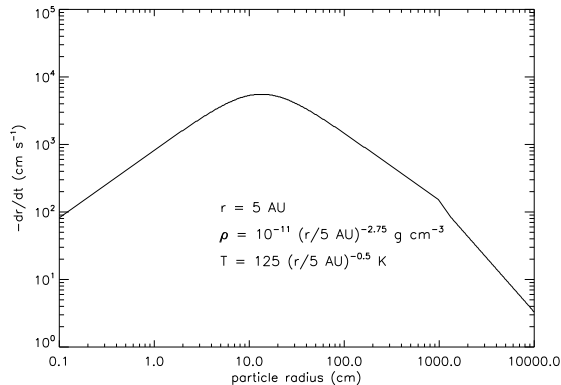


Figure 1. Radial drift velocity against planetesimal size at 5 AU in a disc with a density and temperature, at 5 AU, of 10^{-11} g cm $^{-3}$ and 125 K respectively.

The inward migration of dust particles, however, only occurs if the the pressure in the disc decreases monotonically with increasing radius. If there are any regions of the disc where the gas pressure increases with increasing radius, the gas velocity will become super-Keplerian, and the drag force will cause dust particles to move outwards towards the pressure maxima. This could occur in the presence of self-gravitating spiral structures (Haghighipour & Boss 2003; Rice et al. 2004), in the presence of vortices (Klahr & Bodenheimer 2003), or if an embedded planet has opened a gap in the disc (Paardekooper & Mellema 2004, 2006). At the outer edge of a gap opened by a planet, the drag force will cause dust particles to migrate up the gap edge, away from the star. If, however, there is still gas accretion through the gap, which is expected for Jupiter mass companions around solar-like stars, then dust particles moving too slowly up the gap edge will be dragged by the gas into the gap. The gap edge will therefore act like a filter, allowing only particles of a certain size through into the inner disc. Even if the inner gas disc has not drained onto the central star, there could still be a substantial difference between the dust populations in the inner and outer disc and this could have a noticeable effect on the disc SED.

To investigate this further, we need an approximation for the pressure gradient at the outer edge of a gap opened by an embedded planet. We therefore perform two-dimensional simulations of gaseous discs with embedded planets to determine the approximate disc structure.

3 PLANET-DISC SIMULATIONS

We simulate a planet embedded in a gaseous disc using the Zeus code (Stone & Norman 1992). We use two-dimensional coordinates (r, ϕ) and a resolution of $n_r = 400$, $n_\phi = 400$. The computational domain extends, in code units, from $r_{\text{in}} = 0.5$ to $r_{\text{out}} = 5$ and we impose outflow boundary conditions at both r_{in} and r_{out} .

We assume that the disc is isothermal with a radially dependent sound speed given by $c_s(r) = 0.05r^{-1/2}$. We adopt units in which $G = 1$ and the sum of the mass of the central star and embedded planet is $M_* + M_{\text{pl}} = 1$. Since the




Figure 2. Disc surface density structure for the simulation in which the embedded planet has a mass of $M_{\text{pl}} = 10^{-3}$. It is clear that the interaction between the planet and the disc gas has significantly depleted the surface density in the inner disc.

disc thickness h/r is related to the sound speed through $h/r \approx c_s/V_K$, we have a disc thickness of 0.05 at $r = 1$. We model angular momentum transport using a kinematic viscosity, ν , that operates only on the azimuthal component of the momentum equation (Papaloizou & Stanley 1986). The initial disc surface density, Σ , is taken to have a radial dependence of $\Sigma(r) \propto r^{-1}$. Since $\dot{M} \propto \nu\Sigma(r)$ and since we would expect \dot{M} to be constant we assume that, $\nu(r) \propto r$. We normalise the viscosity using the standard alpha formalism, $\nu = \alpha c_s h$ (Shakura & Sunyaev 1973), and assume that at $r = 1$, $\alpha = 10^{-3}$.

The planet is located at $r = 1$ and we consider planet masses of $M_{\text{pl}} = 5 \times 10^{-4}$, $M_{\text{pl}} = 10^{-3}$, and $M_{\text{pl}} = 5 \times 10^{-3}$. The simulations are evolved for ~ 1000 planetary orbital periods. Figure 2 shows the surface density structure of the simulation with $M_{\text{pl}} = 10^{-3}$ and illustrates that the inner regions of the disc have been significantly depleted. Figure 3 shows the surface density profiles for the three different planet masses. Also shown (dashed line) is an empirical fit to the gap edge. The surface density is normalised such that the total disc mass within $r = 100$ would be 10^{-2} in code units. It appears that the chosen function is a reasonable fit to the gap edge, especially where the surface density is steepest, which is the region that would have the largest pressure gradient and hence would be the region where the drag force would have the largest influence on the embedded dust particles. From Figure 3 a general form for the function representing the gap edge would be

$$\Sigma_{\text{edge}} = \Sigma_o r^{-1} \left\{ 1 - f \exp \left[\frac{-(r - r_{\text{gap}})^2}{d_{\text{gap}}^2} \right] \right\}^3, \quad (7)$$

where r_{gap} is the inner radius of the gap edge, and d_{gap} is the gap scalelength. From the fits in Figure 3, the gap scalelength is somewhat greater for $M_{\text{pl}} = 5 \times 10^{-3}$ than for the lower planet masses, but we assume in general that $d_{\text{gap}} = r_{\text{gap}}/5$. The gap depth itself depends on the value

of the coefficient f . A large f value results in a deeper gap with a wider edge, and would correspond to a more massive planet. If we use Figure 3 as a guide, $f \sim 0.6$ would correspond to a planet mass of $M_{\text{pl}} = 5 \times 10^{-4}$, while $f \sim 0.9$ would correspond to a planet mass of $M_{\text{pl}} = 5 \times 10^{-3}$. These simulations have all been performed in scale free code units. To convert to real units, we simply need to introduce length and mass scales. For the problem we are considering here we will generally assume a mass scale of $1M_{\odot}$ giving a total disc mass of $10^{-2}M_{\odot}$ and planet masses of about 0.5, 1, and 5 Jupiter masses. The length scale we introduce depends on the assumed semimajor axis of the planet. In the rest of this paper we will assume a length scale of 4 au, resulting in a semimajor axis of 4 au and, from Figure 3, an outer gap edge at ~ 6 au.

4 DUST MIGRATION AT GAP EDGES

To determine how gas drag influences dust particles at the edge of a gap opened by an embedded planet, we need to know the gas pressure gradient. Equation (7) gives an approximate form for the surface density structure at the edge of a gap. The volume density is then, $\rho = \Sigma/h$ where $h = c_s r/V_K$. The sound speed, $c_s = \sqrt{kT/\mu m_H}$ where $\mu = 2.4$ is the mean molecular weight, k is Boltzmann's constant and the temperature, $T = 280(AU/r)^{1/2} M_*/M_{\odot}$ (Hayashi 1981) with $M_* = 1M_{\odot}$. The pressure is then $P = \rho c_s^2$ and the pressure gradient at the gap edge can be determined exactly since we have a fully analytic form for the pressure as a function of radius. We should, however, note that since the discs we consider here have optically thin inner regions, the outer edge of the gap will intercept more stellar flux and will be hotter than if the inner disc were optically thick (Dullemond & Dominik 2004; Akeson et al. 2005). A higher temperature will produce a larger pressure gradient. This temperature increase will, however, decay very quickly within the gap edge, and so may not be significant at the location where the pressure gradient is largest. Even if the temperature is slightly enhanced, a steeper temperature gradient will act to reduce the effect of the increased temperature. Overall we would not expect the effect of the increased temperature at the edge of the gap to be particularly significant. Once the pressure gradient is calculated, the technique described in §2 can then be used to determine the radial velocity of solid particles at any point on the edge of the gap.

The radial velocity of the solid particles will vary considerably along the edge of the gap. This is illustrated in Figure 4 which shows the radial velocity against particle size at the edge of a gap in which, $r_{\text{gap}} = 4$ AU, $d_{\text{gap}} = 0.8$ AU, and $f = 0.8$. In this case the radial velocity is positive, as opposed to Figure 1 in which the radial velocity is negative. The surface density in Figure 4 is also normalised such that in the absence of a gap the total disc mass within 100 AU would be $0.05M_{\odot}$. The different curves in Figure 4 correspond to different locations (i.e., different values of r) on the gap edge. All the curves in Figure 4 have the same form as in Figure 1. At a given location, the radial velocity initially increases as the particle size increases until it reaches a peak radial velocity, after which the radial velocity decreases with increasing particle size. As r increases, the curves initially move upwards and the radial velocity in-

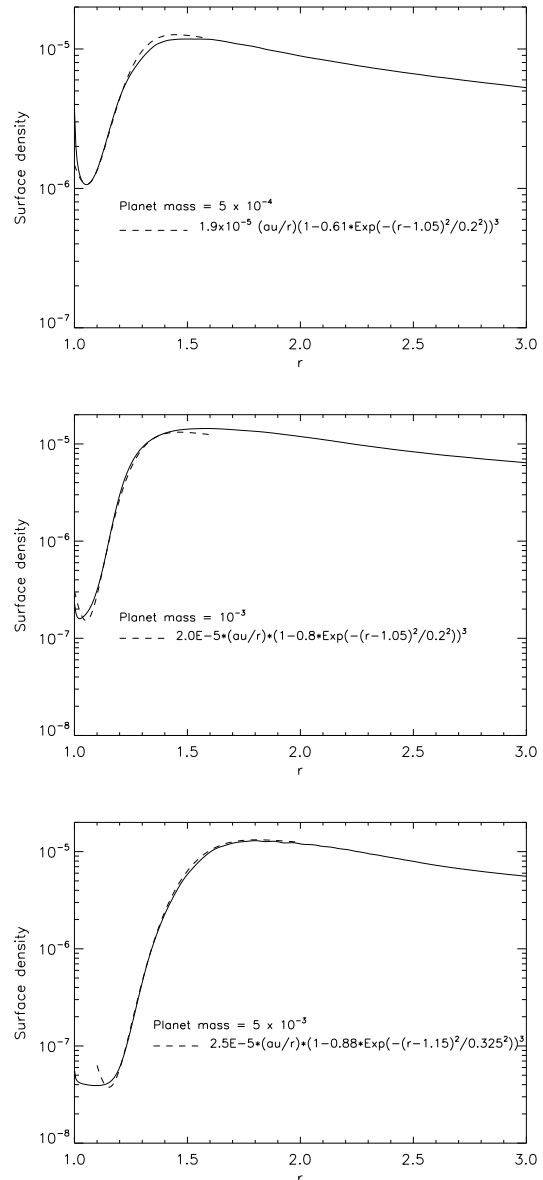


Figure 3. Disc surface density profiles for the three planet masses considered in the gasdynamic simulations. As expected, the gap depth increases as the planet mass increases. The dotted line also shows an approximate analytic fit to the profile of the gap edge which can be used to determine how the presence of a planet influences the interaction between the disc gas and the embedded solid particles.

creases for all particle sizes (solid line, small dash line, and dash-dot line) reaching a maximum when $r = r_{\text{gap}} + 0.2$ AU. As r increases beyond this point (dash-dot-dot-dot line, and long dash line), the curves move to the right (i.e., the particle size at which the radial velocity is maximal increases), and the maximum radial velocity decreases. The radial velocity for all particles smaller than the particle with the largest radial velocity therefore decreases as r increases. Beyond the peak of the gap edge, the gradient changes sign, the radial velocity changes sign, and solid particles will drift inwards, rather than outwards.

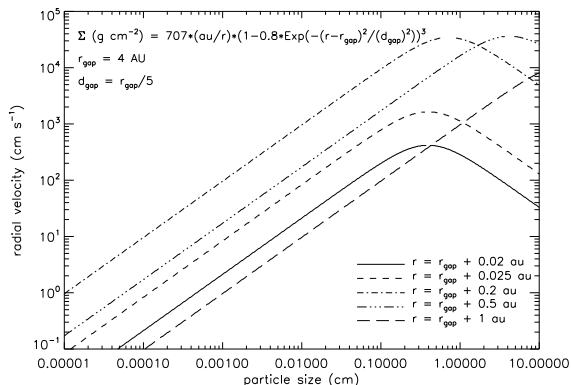


Figure 4. Radial velocity against particle size at various locations on the edge of a gap in which the gap edge is described by equation (7) with $f = 0.8$. As r increases, the radial velocities initially increase reaching a maximum when $r = r_{\text{gap}} + 0.2\text{au}$. As r increases further, the radial velocity decreases for particles smaller than the particle with the largest radial velocity ($a < 1 - 10$ cm). For particles small enough to contribute to the SED ($a < 0.1$ cm), there is therefore a location where they have a maximum outward radial velocity.

What we wish to determine is the maximum outward radial velocity for particles that would contribute to the SED (eg., $a < \sim 0.1$ cm). This can be determined by simply varying r until these particles achieve their maximum velocity. In Figure 4 this would correspond to the dash-dot line ($r = r_{\text{gap}} + 0.2$ AU). The two panels in Figure 5 show the maximum outward radial velocity as a function of particle size for two different surface densities and for three different f values. In the upper panel the total disc mass within 100 AU would be $0.05M_{\odot}$, while in the lower panel the total mass would be $0.01M_{\odot}$. In both figures $r_{\text{gap}} = 4$ AU and $d_{\text{gap}} = 0.8$ AU. The three curves in each figure correspond to $f = 0.6$, $f = 0.8$, and $f = 0.9$. Based on the simulation results shown in Figure 3, these could correspond to planet masses of $0.5 M_{\text{Jup}}$, $1 M_{\text{Jup}}$, and $5 M_{\text{Jup}}$.

The curves in Figure 5 show that as f , or planet mass, increases, the peak radial velocity moves to smaller particle sizes. All particles smaller than the peak particle size then have increased radial velocities. The radial velocities in Figure 5 are, however, measured in the frame in which the gas radial velocity is zero. If there is no accretion (i.e. the radial gas velocity is zero relative to the central star), all particles would be drifting up the gap edge, away from the central star. If there was some gas accretion, then particles with radial velocities smaller than the radial velocity of the gas will be dragged into the gap.

It is somewhat hard to quantify the radial gas velocity. The presence of a planet can significantly influence the velocity structure of the gas in the vicinity of the planet (Kley 1999; Bate et al. 2003). We are, however, interested in the radial velocity of the gas as it accretes through the outer edge of the gap. Simulations (Kley 1999; Bate et al. 2003) show that in general the planet does not influence this material significantly, at least for planets with masses below a few Jupiter masses (Lubow & D’Angelo 2006). The material that is most influenced by the planet is material that has already accreted into the gap. Most of this material also ends

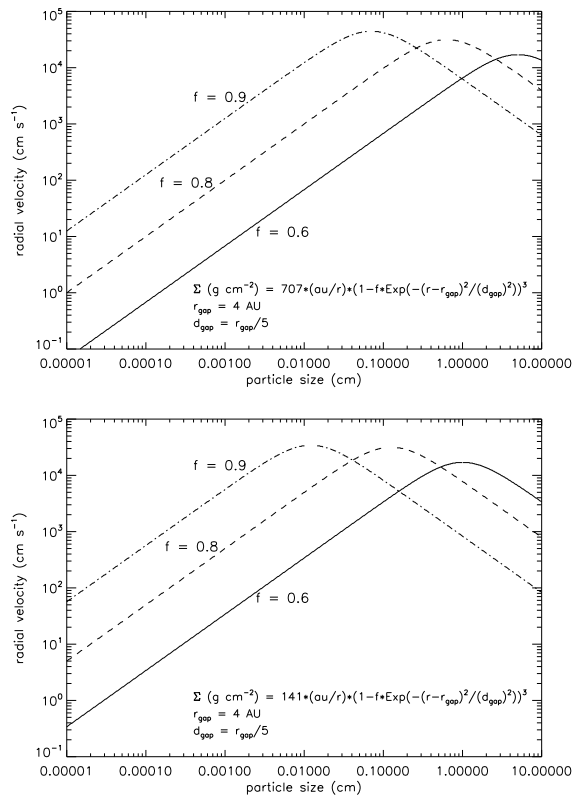


Figure 5. Radial velocity against particle size at the edge of a gap opened by an embedded planet. The two panels correspond to surface densities that differ by a factor of 5. The three curves in each panel correspond to different assumed gap depths, the deeper gaps assumed to result from the presence of a more massive planet. In both panels the peak radial velocity moves to smaller particle sizes as the gap depth increases resulting in an increase in the radial velocity of all particles smaller than the peak particle size. The gap edge will therefore act to filter out the larger particles that have radial velocities larger than the inward radial velocity of the gas, allowing only the smaller particles into the gap.

up within the planet’s hill sphere, ultimately accreting onto the planet. The material that we are considering here is material that accretes through the gap into the inner disc, and it appears that this is largely unaffected by the planet, at least in the vicinity of the gap edge. The gas radial velocity through the edge of the gap will therefore be determined by the disc viscosity, and is related to the mass accretion rate through $\dot{M} = -2\pi R\Sigma v_r$.

For an accretion rate of $10^{-9} M_{\odot}\text{yr}^{-1}$ the radial gas velocity in the absence of a gap would be ~ 1 cm s^{-1} for the higher of the surface densities (upper panel) in Figure 5 and 5 cm s^{-1} for the lower of the surface densities (lower panel) in Figure 5. If the mass transfer through the gap edge is unaffected by the planet, the radial gas velocity should then increase as the surface density decreases. When $f = 0.6$, the surface density when the radial velocity of the particles maximises is ~ 7 times lower than at the peak of the gap edge. The radial gas velocity should then be ~ 7 times higher, which for the upper panel of Figure 5, and for the mass transfer rate assumed above, would give $v_r \sim 7$ cm s^{-1} . This means that only particles smaller than ~ 10 microns

will be swept into the gap by the radial motion of the gas since these particles have outward radial velocities less than $\sim 7 \text{ cm s}^{-1}$. For $f = 0.9$, the surface density changes by a factor of 860 and, if the same applies, then the radial gas velocity would then be $\sim 860 \text{ cm s}^{-1}$. The maximum particle size that can populate the inner disc is then ~ 5 microns, comparable to that obtained when $f = 0.6$. An equivalent result is obtained if we consider the lower panel in Figure 5. The surface density being 5 times smaller than in the upper panel results in the particles' radial velocities also increasing by a factor of 5. For a given mass accretion rate, however, the radial gas velocity also increases by a factor of 5 and hence the size of particles that would be swept into the gap is roughly independent of the assumed surface density.

On the other hand, numerical simulations by Lubow, Seibert & Artymowicz (1999) suggest that the mass accretion rate through a gap actually decreases with increasing planet mass, at least for planets with masses in excess of 1 Jupiter mass. In this case the gravitational torques from the planet act to inhibit flow through the gap (Lubow & D'Angelo 2006). The rate of decrease with mass appears to be exponential, with the mass accretion rate decreasing by almost an order of magnitude as the planet mass increases from 1 to 6 Jupiter masses. If this is indeed the case, then the size of particles that will be swept into the gap by gas accretion should decrease with increasing planet mass. Again considering the upper panel of Figure 5, if the three curves correspond to planet masses of $\sim 0.5M_{\text{Jup}}$, $\sim 1M_{\text{Jup}}$, and $\sim 5M_{\text{Jup}}$ then we may expect the gas radial velocity to decrease by an order of magnitude as f varies from 0.6 to 0.9. The maximum particle size swept into the gap would then decrease by an order of magnitude. For the gas radial velocities considered above, we might expect the maximum particle size to decrease from ~ 10 microns to a few tenths of a micron as f increases from 0.6 to 0.9 corresponding to the planet mass increasing from $0.5 M_{\text{Jup}}$ to $5 M_{\text{Jup}}$.

Since the above process results in only the smallest dust grains being swept into the gap, we would expect the dust to gas mass ratio to be different in the inner disc, compared to the outer disc. It is, however, difficult to make an independent measurement of the gas and dust masses, and hence determining the different dust to gas mass ratios is probably not possible. The presence of a silicate feature in protostellar disc spectral energy distributions (SEDs) does, however, depend on the grain size distribution. The presence of large grains tends to wash out the silicate feature. As we discuss in the next section, SED modelling of those systems with near infrared deficits suggest that the grain size distribution in the inner disc differs from that in the outer disc in a way that is consistent with dust filtration at a gap edge.

5 DISCUSSION

Although the suggestion that the observed near-IR deficits in some T Tauri SEDs could result from an embedded Jupiter-like planet clearing the inner disc is exciting, there is, as yet, no clear evidence that this is indeed the case. Other non-planetary possibilities, for example rapid grain growth, could also result in optically thin regions that may produce SEDs largely consistent with that observed.

A sufficiently massive planet does, however, have a real effect on the structure of the gaseous disc which may influence the distribution of solid particles. This effect could, in turn, influence the nature of the resulting SED. A \sim Jupiter mass planet should open a gap in the disc, the inner region of which could clear to form an inner hole. The outer edge of this gap (or hole) will have a pressure that increases with increasing radius, increasing the net outward force on the gas and resulting in super-Keplerian gas velocities. The resulting drag force on the solid particles then results in these particles drifting up the gap edge, away from the central star. If, however, there is still some gas accretion into the gap - which is expected for \sim Jupiter-mass planets (Lubow, Seibert & Artymowicz 1999) - solid particles with radial velocities smaller than the radial gas velocity will populate the inner region of the disc. For disc properties appropriate for T Tauri stars, the radial velocity increases with particle size for particles smaller than $\sim 1 \text{ cm}$. This means that only the smallest particles will have outward radial velocities small enough to be dragged into the gap by the accreting gas.

Gas accretion through the gap edge therefore acts to filter solid particles, with only the smallest particles making it into the gap. The exact size range that is influenced by the gas depends on the properties of the gas disc and on the radial gas velocity. Assuming a functional form for the gap edge (motivated by two-dimensional, hydrodynamic simulations of embedded Jupiter-like planets) we show that if the inward gas velocity is $\sim 1 - 10 \text{ cm s}^{-1}$, only \sim micron and smaller grains will be able to populate the inner disc. If the gas accretion rate is modified by sufficiently massive planets, as suggested by simulations (Lubow, Seibert & Artymowicz 1999), the size of particles that may populate the inner disc should decrease with increasing planet mass. Systems, such as CoKu Tau/4, that appear to have almost no material in the inner disc may indicate the presence of a massive companion while those, such as GM Aur and TW Hya, that appear to still have some material in the inner disc, may have a companion with a mass that allows some material to continually replenish the inner disc.

What is attractive about this possibility is that SED modelling suggests that system with near-IR deficits do indeed have two populations of dust particles. This spatial segregation of dust within discs has been inferred in the TW Hya disc (Calvet et al. 2002), and radiation transfer models of new Spitzer Space Telescope IRS spectra of the CoKu Tau 4, GM Aur and DM Tau discs also require inner holes with small grains in the inner disc, and a larger grain population in the outer disc (D'Alessio et al. 2005; Calvet et al. 2005). The silicate feature present in the IRS spectra provide the clues that the dust grains in the inner disc are smaller than in the outer disc. As more data comes in from Spitzer, the number of disc systems showing evidence for inner holes is increasing (Lada et al. 2006; Muzerolle et al. 2006). To date, most candidates have IRAC and MIPS photometry, so only the presence of inner disc clearing can be inferred. Follow up observations with IRS will enable us to determine whether the spatial segregation of dust sizes is a common feature and thereby further test our dynamical models for disc-planet interactions and dust filtration.

The SED modelling of systems like GM Aur and DM Tau not only require a population of small grains in the inner

disc, but also require that the mass, or surface density, is also low enough for the inner disc to be optically thin. Accretion onto a planet can reduce the amount of mass reaching the inner disc by up to 90% (Lubow & D’Angelo 2006), but this is probably insufficient to produce an optically thin inner disc. Typically the optical depth will need to be reduced by a factor of $\sim 10^4$, a factor of 1000 more than can be produced by the planet alone. If solid particles are filtered at the gap edge, the amount of mass reaching the inner disc will depend on the size distribution of the solid particles. Interstellar medium (ISM) grains are generally assumed to have sizes between $0.005\mu\text{m}$ and $1\mu\text{m}$ and a size distribution of $n(r) \propto r^{-3.5}$ (Mathis, Rumpl & Nordsieck 1977). Grain growth can however change this distribution quite significantly. If there is constant replenishment of the ISM grains, this can steepen to $n(r) \propto r^{-4}$ (Mizuno, Markiewicz & Voelk 1988), in which case most of the mass will be in small grains. If, however, there is no source of ISM grains, the final size distribution can be much flatter, approaching $n(r) \propto r^{-2}$. A relatively shallow size distribution (e.g., $\propto r^{-3}$) will already have a reduced opacity, independent of the presence of a planet, but, as shown below (see also Figure 7), a further reduction is needed to match the observed SEDs. Such a reduction can be obtained through the filtration process described here.

The amount of material that can reach the inner disc will depend on the maximum size that can accrete through the gap edge, and on the size distribution of the particles in the outer disc. Figure 6 shows the ratio of the mass of particles smaller than $1\mu\text{m}$ (solid line) and $10\mu\text{m}$ (dashed line) to the total mass of solid particles, plotted against the exponent of the power-law size distribution. In this figure we assume a minimum size of $0.005\mu\text{m}$ and a maximum size of 1mm . For steep size distributions most of the mass is in small grains, and even if the maximum size of filtered particles is $1\mu\text{m}$, the inner disc would remain optically thick. It is also likely that in this case, grain coagulation would soon produce large grains in the inner disc (Dullemond & Dominik 2005). From SED modelling, however, we know that systems like GM Aur, TW Hya and DM Tau must have a size distribution that extend to larger sizes in the outer disc and, since these systems are reasonably evolved, there is unlikely to be a significant new source of ISM grains. We might, therefore, expect the size distribution in the outer disc to be flatter than the ISM grain size distribution (Mizuno, Markiewicz & Voelk 1988). It has already been shown that in some systems, flatter grain size distribution (e.g., $n(r) \propto r^{-2.5}$) provide better fits to the SEDs than ISM size distributions (D’Alessio, Calvet & Hartmann 2001). Figure 6 shows that a size distribution of $n(r) \propto r^{-3}$ and a maximum filtered size of $1\mu\text{m}$, would reduce the mass of solid material accreting through the gap edge by a factor of 10^3 . If the planet accretes 90% of this material, the amount of solid material reaching the inner disc would be reduced by a factor of 10^4 , sufficient to produce an optically thin inner disc.

This process would also produce a very different dust-to-gas ratio in the inner disc, compared with the outer disc. That systems like GM Aur and DM Tau have optically thin inner discs but are still accreting at $\dot{M} \geq 10^{-9} M_{\odot}\text{yr}^{-1}$ suggests that there is still a substantial amount of gas in the inner disc. The optically thin inner disc requires a reduction in solid particles of order 10^4 , while the ongoing accretion

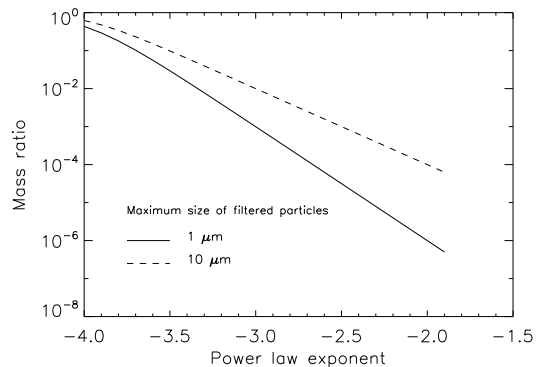


Figure 6. Ratio of the mass of particles with sizes below $1\mu\text{m}$ (solid line) and $10\mu\text{m}$ (dashed line) to the total mass of solid particles, plotted against the exponent of the power-law size distribution. If the maximum size of particles filtered at the gap edge is $1\mu\text{m}$, and if the power-law exponent is -3 , the mass of material accreting into the gap would be reduced by a factor of 10^3 . If the planet accretes 90% of this mass, the amount of material reaching the inner disc would be reduced by 10^4 , sufficient to produce an optically thin inner disc.

requires a far smaller reduction in the amount of gas in the inner disc. This is at least qualitatively consistent with the suggestion that the solid particles are filtered at the outer edge of the gap which, together with the subsequent accretion onto the planet reduces the mass of solid particles by a factor of $\sim 10^4$, while at least 10% of the gas is allowed through into the inner disc (Lubow & D’Angelo 2006). Such a reduction in the solid particle surface density in the inner disc also means that subsequent grain coagulation is probably not very important. Dullemond & Dominik (2005), using a relatively simple one-particle model (Safronov 1969), show that at $\sim 1\text{au}$ grain coagulation can produce $\sim 500\mu\text{m}$ particles within a few hundred years for reasonable surface densities. If the mass that can be swept up by a growing particle is then reduced by a factor of 10^4 , one might assume that the maximum size that this particle could achieve is then reduced by a factor of 20 (i.e., a maximum size of ~ 25 microns). This, however, is a significant overestimate since the amount of mass swept up by a growing particle depends strongly on the size of the particle, or its collision cross-section. In the simple one-particle model, there is almost no grain growth if the surface density is reduced by a factor of 10^4 from an initial density that would be appropriate for the inner regions of a T Tauri disc. Although this is a fairly simple model, it at least suggests that if the amount of mass reaching the inner disc is reduced significantly, coagulation should not play an important role in the subsequent evolution of these grains.

Figure 7 illustrates how the filtration process discussed above may influence the disc SEDs. The SED models in Figure 7 are computed assuming a 300au flared disc of total mass $0.01M_{\odot}$ that is passively heated by a star with $T_{\text{star}} = 4000\text{K}$, and $R_{\text{star}} = R_{\odot}$. The disc surface density and scaleheight have radial profiles of $\Sigma \propto r^{-1}$ and $h \propto r^{1.25}$, and the scale height is normalised such that $h = 18\text{au}$ at $r = 100\text{au}$. The temperature is determined self-consistently by the Monte-Carlo radiation transfer calculation. The solid

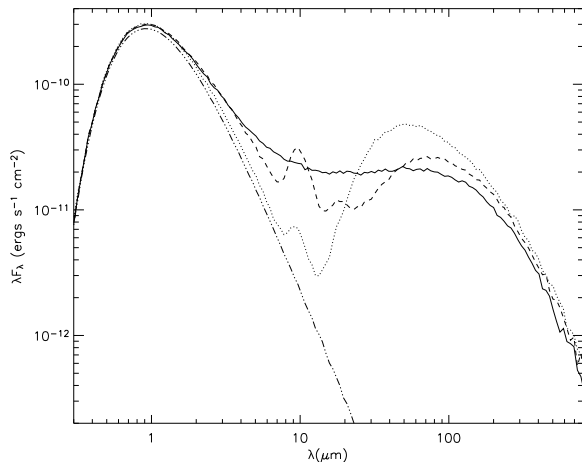


Figure 7. SED models that illustrate how filtration of dust particles at the outer edge of a gap can influence the resulting SED. These models are computed assuming a 300 au flared disc of total mass $0.01M_{\odot}$ that is passively heated by a star with $T_{\text{star}} = 4000$ K, and $R_{\text{stars}} = R_{\odot}$. The solid curve is the SED resulting from a dust model with a grain size distribution of $n(r) \propto r^{-3}$ with minimum and maximum grain sizes of $0.005\mu\text{m}$ and 1 mm respectively. The other two models have the same grain population in the outer disc, beyond 5 au, but have ISM-like grains in the inner disc with depletion factors of 10^4 (dashed line) and 10^6 (dotted line). Notice the near-IR deficit and prominent silicate features at $10\mu\text{m}$ and $20\mu\text{m}$ for the SED models with ISM-like grains and inner disc depletions, consistent with observations of a number of T Tauri systems.

curve is the SED resulting from a dust model with a grain size distribution of $n(r) \propto r^{-3}$ with minimum and maximum grain sizes of $0.005\mu\text{m}$ and 1 mm respectively (see Wood et al. (2002), Table 1 and Figure 3). The other two models simulate the dust filtration discussed above. These models have the large grain model in the outer disc (beyond 5 au) and ISM-like grains (maximum size $1\mu\text{m}$) inside 5 au. The dashed curve has a depletion factor of 10^4 for the dust density, while the dotted curve has a depletion factor of 10^6 , still within the possibilities discussed above. Notice the near-IR deficit and prominent silicate features at $10\mu\text{m}$ and $20\mu\text{m}$ for the SED models with ISM-like grains and inner disc depletions. The redistribution of IR excess from short to long wavelengths for discs with optically thin interiors is also apparent as discussed in Rice et al. (2003). These SEDs are not models for any particular system, but demonstrate the observable signatures of the filtration process we have described. In these models, the dust density in the inner disc is significantly reduced by filtration at the gap edge and by accretion onto the planet, while the gas is only influenced by accretion onto the planet. The gas density in the inner disc is therefore reduced by a much smaller amount than the dust density. This extremely small dust-to-gas ratio in the inner disc produces an “opacity gap”, while still allowing gas accretion onto the star, in line with observations of many T Tauri stars that exhibit near-IR deficits in their SEDs.

It has, however, also been suggested (Eisner, Chiang & Hillenbrand 2006) that “opacity gaps” and the presence of small grains in the inner disc could actually be evidence for grain growth and subsequent rapid

inward migration, rather than inferring the presence of a gap opening planet. This conclusion was partly because Jupiter-like planets in relatively massive discs should migrate into the central star within the disc lifetime (Eisner, Chiang & Hillenbrand 2006). Although this may indeed be the case, the viscous timescale at 5 au can be $\sim 10^6$ years for reasonable viscosity values. The observation of such a system is therefore still possible, even if the planet ultimately doesn’t survive the migration process. If near-IR deficits are due to grain growth, there must also be some means of sharply truncating the grain size distribution at $\sim 1\mu\text{m}$ in the inner disc. It is possible that we are seeing a population of planets that form early, and potentially do not actually survive the migration process.

6 CONCLUSION

Although we cannot definitively conclude that near-IR deficits in the SEDs of some T Tauri stars are a consequence of an embedded Jupiter-like planet, that the filtering effect of such a planet - producing a small grain population in the inner disc that differs from the population in the outer disc - is consistent with SED modelling of these systems is suggestive. The SED modelling also requires that the inner disc be optically thin, while ongoing gas accretion requires that the inner disc still have a substantial amount of gas. If the grain size distribution is somewhat flatter than the standard ISM size distribution (Mathis, Rumpl & Nordsieck 1977), filtration at the outer gap edge can significantly reduce the amount of solid material reaching the inner disc, while still allowing sufficient gas through the gap. Although we don’t actually know the grain size distribution in the outer discs of those systems that show inner holes, they do show evidence for grain growth. In some cases flatter size distributions do provide better fits to T Tauri SEDs (D’Alessio, Calvet & Hartmann 2001), although this has yet to be tested on the systems we consider here. That filtration of solid particles at the outer edge of a gap opened by an embedded Jupiter-like planet can produce not only a population of small grains in the inner disc, but can potentially also make this region optically thin, makes this an attractive possibility.

The filtration process should also lead to an enhancement of larger particles at the peak of the gap edge. Particles exterior to the gap will continue to drift inwards until they reach the gap edge, at which point the change in the gas pressure gradient will prevent the larger particles from drifting any further. If the surface density of such particles becomes sufficiently high, further planet formation could occur at this location. Since ‘Hot’ Jupiters are thought to form at modest radii and then migrate inwards via Type II migration to their present locations, one may expect in some cases to find additional lower mass planets in 2:1 resonances with these ‘Hot’ Jupiters. The presence of even terrestrial mass planets in resonant orbits with ‘Hot’ Jupiters could be detected using transit timing (Agol et al. 2005). Although such a detection would be consistent with the analysis presented here, it has been suggested that this could also occur if low-mass, fast migrating planets ($> 0.1 M_{\oplus}$) were resonantly trapped by gap opening planets (Thommes 2005). In the latter case, however, one may expect the trapped plan-

ets to subsequently grow into gas giants (Thommes 2005), while in the former case the planetesimal trapping could occur later when there may only be sufficient time for the newly forming planet to reach a terrestrial-like mass.

ACKNOWLEDGEMENTS

The authors would like to acknowledge interesting discussions with Richard Alexander, and would like to thank the referee, C.P. Dullemond, for some extremely useful and insightful suggestions. This work was supported by NASA under grants NAG5-13207 and NNG04GL01G from the Origins of Solar Systems and Astrophysics Theory Programs, and by the NSF under grant AST 0407040.

REFERENCES

- Agol, E., Steffen J., Sari, R., & Clarkson, W. 2005, MNRAS, 359, 567
- Akeson, R.L., et al. 2005, ApJ, 622, 440
- Alexander, R.D., Clarke, C.J., & Pringle, J.E. 2006, MNRAS, 369, 216
- Artymowicz, P., & Lubow, S. H. 1996, ApJ, 467, L77
- Bate, M.R., Lubow, S.H., Ogilvie, G.I., & Miller, K.A. 2003, MNRAS, 341, 213
- Bell, K. R., Cassen, P. M., Klahr, H. H., & Henning, Th. 1997, ApJ, 486, 372
- Bouwman, J., de Koter, A., Dominik, C., Waters, L.B.F.M. 2003, A&A, 401, 577
- Calvet, N., D'Alessio, P., Hartmann, L., Wilner, D., Walsh, A., & Sitko, M. 2002, ApJ, 568, 1008
- Calvet, N. 2005, ApJ, 630, L185
- D'Alessio, P., et al. 2005, ApJ, 621, 461
- D'Alessio, P., Calvet, N., & Hartmann, L. 2001, ApJ, 553, 321
- Dullemond, C.P., & Dominik, C. 2004, A&A, 417, 159
- Dullemond, C. P., & Dominik, C. 2005, A&A, 434, 971
- Eisner, J.A., Chiang, E.I., & Hillenbrand, L.A. 2006, ApJ, 637, L133
- Forrest, W. J., et al. 2004, ApJS, 154, 443
- Goldreich, P., & Tremaine, S. 1980, ApJ, 241, 425
- Grady, C.A., Woodgate, B., Heap, S.R., Bowers, C., Nuth, J.A., III, Herczeg, G.J., Hill, H.G.M. 2005, ApJ, 620, 470
- Gullbring, E., Hartmann, L., Briceno, C., & Calvet, N. 1998, ApJ, 492, 323
- Haisch, K.E., Lada, E.A., & Lada, C.J. 2001, ApJ, 553, L153
- Haghighipour, N., & Boss, A.P. 2003, ApJ, 583, 996
- Hartmann, L., Calvet, N., Gullbring, E., & D'Alessio, P. 1998, ApJ, 495, 385
- Hayashi, C. 1981, Prog. Theor. Phys. Suppl., 70, 35
- Kenyon, S. J., & Bromley, B. C. 2004, ApJ, 602, L133
- Klahr, H., & Bodenheimer, P. 2003, in Fridlund M., Henning T., eds, ESA Spec. Pub. SP-539, DARWIN/TPF and the Search for Extrasolar Terrestrial Planets, ESA Publications, Heidelberg, p. 481
- Kley, W. 1999, MNRAS, 303, 696
- Koerner, D. W., Sargent, A. I., & Beckwith, S. V. W. 1993, Icarus, 106, 2
- Lada, C.J., et al. 2006, AJ, 131, 1574
- Lin, D. N. C., & Papaloizou, J. 1986, ApJ, 307, 395
- Lubow, S. H., & D'Angelo G. 2006, ApJ, 641, 256
- Lubow, S. H., Seibert, M., & Artymowicz, P. 1999, ApJ, 526, 1001
- Marcy, G., Butler, R. P., Fischer, D., Vogt, S., Wright, J. T., Tinney, C. G., & Jones, H. R. A. 2005, Progress of Theoretical Physics Supplement, 158, 24
- Marsh, K. A., & Mahoney, M. J. 1992, ApJ, 395, L115
- Mathis, J.S., Rumpl, W., & Nordsieck, K.H. 1977, ApJ, 217, 425
- Mizuno, H., Markiewicz, W.J., & Voelk, H.J. 1988, A&A, 195, 183
- Muzerolle, J., Calvet, N., Briceño, C., Hartmann, L., & Hillenbrand, L. 2000, ApJ, 535, L47
- Muzerolle, J., et al. 2006, ApJ, in press
- Najita, J., Carr, J. S., & Mathieu, R. D. 2003, ApJ, 589, 931
- Quillen, A. C., Blackman, E. G., Frank, A., & Varnière, P. 2004, ApJ, 612, L137
- Paardekooper, S.-J., & Mellema, G. 2004, A&A, 425, L9
- Paardekooper, S.-J., & Mellema, G. 2006, A&A, 453, 1129
- Papaloizou, J.C.B., & Stanley, G.Q.G. 1986, MNRAS, 220, 593
- Rice, W. K. M., Wood, K., Armitage, P. J., Whitney, B. A., & Bjorkman, J. E. 2003, MNRAS, 342, 79
- Rice, W. K. M., Lodato, G., Pringle, J.E., Armitage, P. J., Whitney, B. A., & Bonnell, I.A. 2004, MNRAS, 355, 543
- Safronov, V.S. 1969, Evolution of the Protoplanetary Cloud and Formation of the Earth and Planets (Msokow: Nauka Press), in Russian (English translation: NASA TTF-677, 1972)
- Shakura, N.I., & Sunyaev, R.A. 1973, A&A, 24, 337
- Stone, J.M., & Norman, M.L. 1992, ApJS, 80, 753
- Takeuchi, T., & Artymowicz, P. 2001, ApJ, 557, 990
- Takeuchi, T., Clarke, C. J., & Lin, D. N. C. 2005, ApJ, 627, 286
- Thommes, E.W. 2005, ApJ, 626, 1033
- Uchida, K. I., et al. 2004, ApJS, 154, 439
- Weidenschilling, S. J. 1977, MNRAS, 180, 57
- Whipple, F.L. 1972, in Elvius A., ed., From Plasma to Planets. Wiley, London, p. 211
- White, R. J., & Ghez, A. M. 2001, ApJ, 556, 265
- Wood, K., Wolff, M.J., Bjorkman, J.E., & Whitney, B. 2002, ApJ, 564, 887