

# The Helium spectrum in erupting solar prominences

N. Labrosse<sup>1</sup>, P. Gouttebroze<sup>2</sup> and J.-C. Vial<sup>2</sup>

<sup>1</sup>Institute of Mathematical and Physical Sciences,  
University of Wales Aberystwyth, SY23 3BZ, UK  
email: nll@aber.ac.uk

<sup>2</sup>Institut d'Astrophysique Spatiale, CNRS – Université Paris XI,  
91405 Orsay cedex, France

**Abstract.** Even quiescent solar prominences may become active and sometimes erupt. These events are occasionally linked to coronal mass ejections. However we know very little about the plasma properties during the activation and eruption processes. We present new computations of the helium line profiles emitted by an eruptive prominence. The prominence is modelled as a plane-parallel slab standing vertically above the solar surface and moving upward as a solid body. The helium spectrum is computed with a non local thermodynamic equilibrium radiative transfer code. The effect of Doppler dimming / brightening is investigated in the resonance lines of He I and He II formed in the EUV, as well as on the He I  $\lambda\lambda$  10830 Å and 5876 Å lines. We focus on the line profile properties and the resulting integrated intensities. It is shown that the helium lines are very sensitive to Doppler dimming effects. We also study the effect of frequency redistribution in the formation mechanisms of the resonance lines and find that it is necessary to use partial redistribution in frequency for the resonance lines.

**Keywords.** Line: formation, Line: profiles, Radiative transfer - Sun: prominences

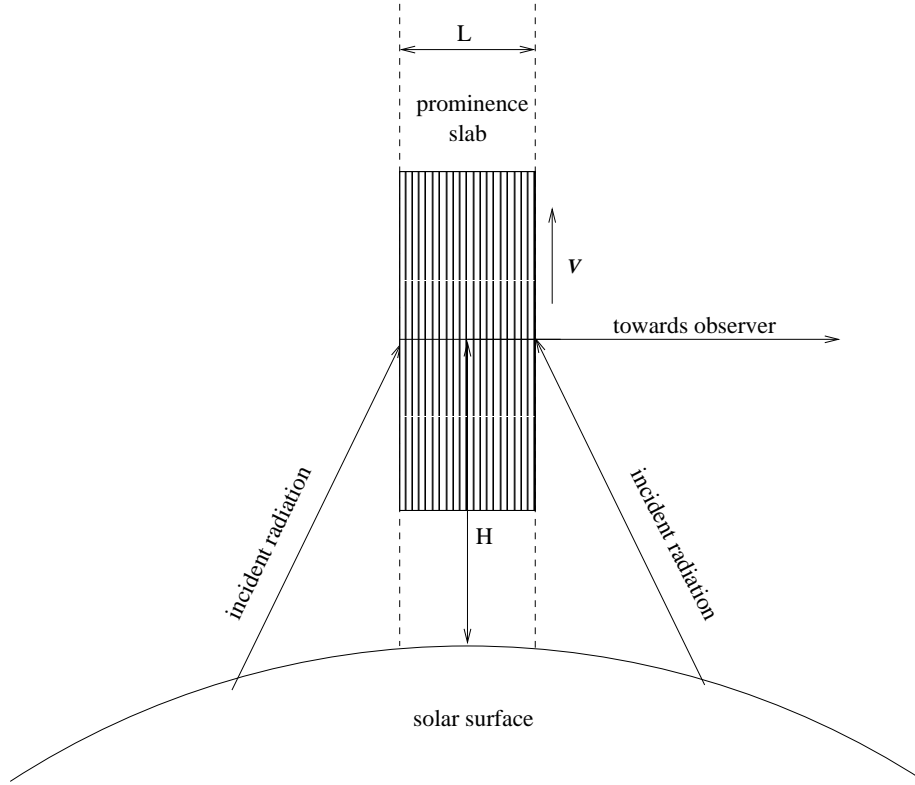
---

## 1. Modelling of an eruptive prominence

We use our non local thermodynamic equilibrium radiative transfer code where the prominence is modelled as a plane-parallel slab standing vertically above the solar surface and moving upward as a solid body (Fig. 1). We consider isothermal and isobaric prominence atmospheres only. Other computational details are given in Labrosse *et al.* (2006) (astro-ph/0608221).

## 2. Frequency redistribution

The redistribution in frequency during the scattering of the incident photons in resonance lines is best described by the so-called standard partial redistribution (PRD) approximation: a combination of complete frequency redistribution (CRD) and coherent scattering in the atom rest frame. We compare the CRD case, where all helium lines are treated in CRD, with the PRD case, where PRD is used for the resonance lines He I  $\lambda\lambda$  584 and 537 Å and He II  $\lambda$  304 Å. Fig. 2 shows that there are substantial differences between the CRD and PRD treatments of the redistribution in frequency. It is necessary to compute the helium spectrum in PRD to compare the calculations with observations.



**Figure 1.** Representation of our 1D plane-parallel prominence. The incident radiation coming from the solar disk depends on the plasma radial velocity  $\vec{V}$  perpendicular to the line-of-sight.

### 3. Sensitivity to temperature

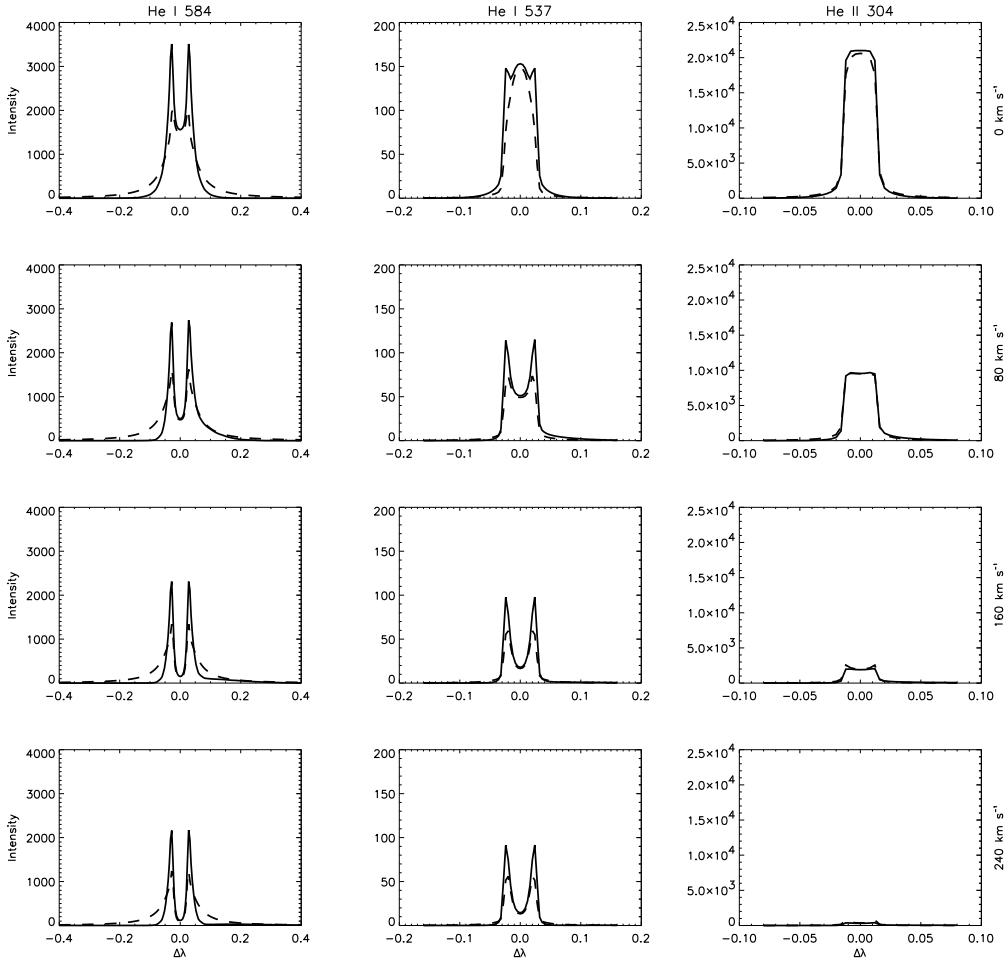
We compute several prominence models at two different temperatures (8000 K and 15000 K) for velocities between 0 and 400 km s<sup>-1</sup>, keeping other parameters fixed, and using PRD.

Fig. 3 shows that there is little difference between the two temperatures for the relative intensity of the He II line. This line is indeed mainly formed by resonant scattering of the incident radiation, as shown in Labrosse & Gouttebroze (2001). The He I resonance lines show some sensitivity to the temperature: at high temperatures, collisional excitation becomes non negligible. The difference between the cold and hot prominences is more evident as the velocity increases. The contribution of resonant scattering in line formation decreases with increasing velocity. Beyond about 200 km s<sup>-1</sup>, the thermal contribution dominates the emission. Therefore the emergent intensity becomes almost independent of the velocity. The He I 10830 line does not strongly depend on velocity. The incident radiation coming from the solar disk at this wavelength is a very weak absorption line. Consequently, the Doppler effect is virtually unseen in the emergent line. Finally, He I D3 (5876 Å, not shown) behaves exactly as He I 10830.

Figure 4 illustrates how the line profiles are affected by the velocity at two different temperatures.

#### 3.1. He I $\lambda$ 584 Å and He I $\lambda$ 537 Å

At low temperature and low speeds, we observe an asymmetry in the line profiles of the two resonance lines, with some intensity enhancement in the red part. At high speeds, a



**Figure 2.** Line profiles in CRD (dashed line) and PRD (solid line) for a prominence with height  $H = 50\,000$  km, width  $L = 650$  km, temperature  $T = 6500$  K, and pressure  $p = 0.1$  dyn cm $^{-2}$ . The treatment of frequency redistribution is crucial for the first resonance line He I  $\lambda 584$  Å because of the predominant contribution of the line wings compared to the contribution of the Doppler core in the emitted intensity.

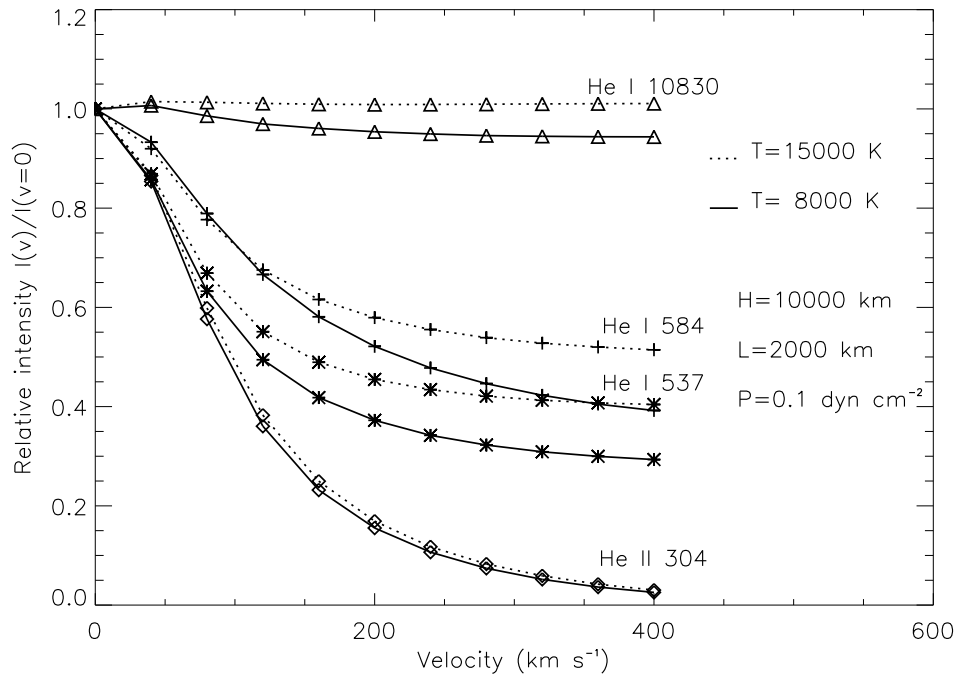
smaller asymmetry still exists. At high temperature, the asymmetry in the line profile is less pronounced than at low temperature. At a given temperature, the red wing of the profile first increases, and then decreases, with increasing velocity. The asymmetries due to the enhanced emission in the red wings are more visible at speeds below  $200$  km s $^{-1}$  when thermal emission is negligible. Finally, the reversal at line centre is more pronounced with increasing velocity.

### 3.2. He I $\lambda 10,830$ Å

The intensity in this line does not strongly depend on the plasma velocity, due to the very weak incident absorption line.

### 3.3. He II $\lambda 304$ Å

The emitted intensity in the He II line mainly depends on the incident radiation. At a given speed, the intensity at line centre is the same for both temperatures. The line



**Figure 3.** Relative intensities (intensities normalized to the line intensity at rest) as a function of velocity at 8000 K and 15000 K for He I  $\lambda\lambda$  10830, 584 and 537 Å and He II  $\lambda$  304 Å. The He II line is the most sensitive to the velocity of the erupting prominence.

profile becomes broader with temperature. It is easily seen from Figs. 3 and 4 that the 304 Å line intensity decreases rapidly with increasing velocity.

#### 4. Conclusions

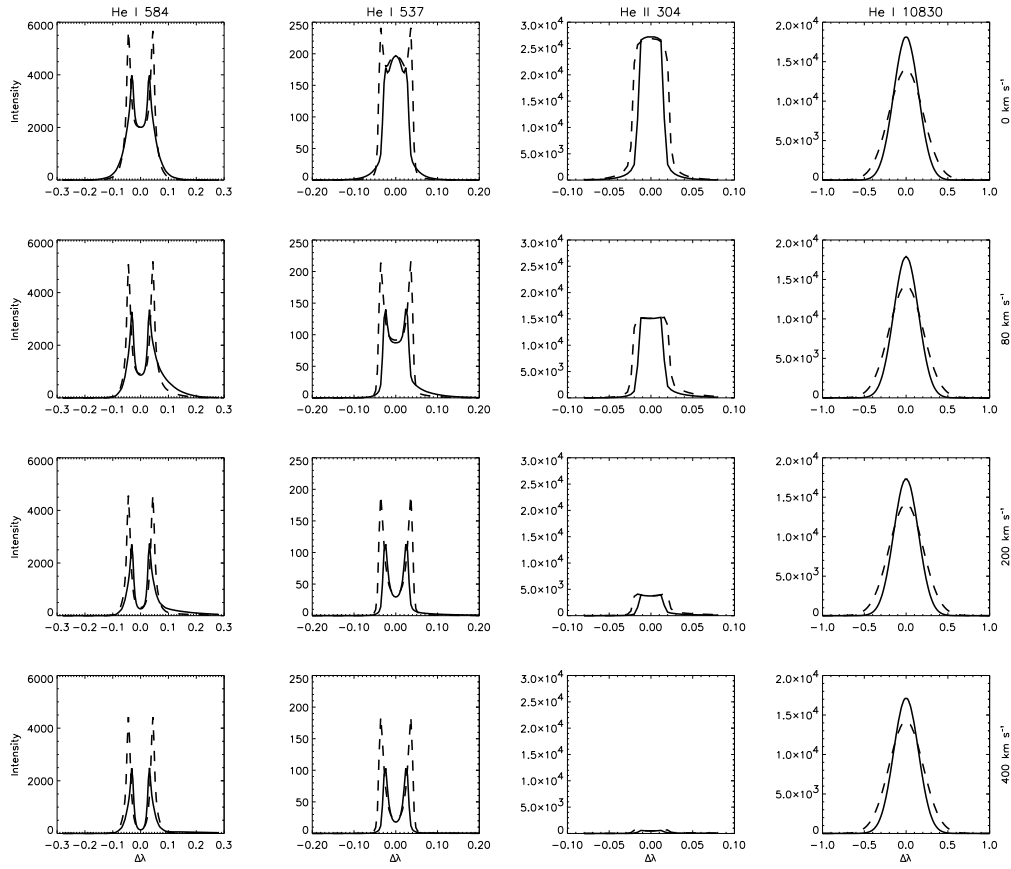
Partial redistribution in frequency is necessary to compute the profiles of the helium resonance lines emitted by moving material in prominences. Velocity effects are more visible when thermal emission is low. Together with hydrogen lines the helium lines offer the possibility of a powerful diagnostic of the eruptive prominence plasma. In a future work, we will infer the full velocity vector by combining Doppler dimming / brightening effects on hydrogen and helium lines with the apparent motion of the prominence material brought by SOHO or future imagers (e.g. SOLAR-B, STEREO).

#### Acknowledgements

NL acknowledges financial support from PPARC grant PPA/G/O/2003/00017, and IAU grant 12624 to the XXVI General Assembly of the IAU.

#### References

- Labrosse, N. & Gouttebroze, P. 2001, *A&A*, 380, 323  
 Labrosse, N., Gouttebroze, P., & Vial, J.-C. 2006, *A&A*, submitted



**Figure 4.** Line profiles of He I  $\lambda\lambda$  584 Å, 537 Å, He II  $\lambda$  304 Å, and He I  $\lambda$  10 830 Å for  $T = 8000$  K (solid line) and  $T = 15000$  K (dashed line),  $p = 0.1$  dyn cm<sup>-2</sup>, and  $L = 2000$  km. The first row corresponds to the case where the prominence is at rest, and the line profiles are symmetrical. Then the velocity increases from 80 km s<sup>-1</sup> (2nd row) to 200 km s<sup>-1</sup> (last row). The Doppler dimming effect is clear at all temperatures for the three resonance lines, but not the 10 830 Å line.