

The stellar content of the isolated transition dwarf galaxy DDO210^{*}

Alan W. McConnachie^{1†}, Nobuo Arimoto², Mike Irwin³ & Eline Tolstoy⁴

¹*Department of Physics and Astronomy, University of Victoria, Victoria, B.C., V8P 1A1, Canada*

²*National Astronomical Observatory of Japan, 2-21-1 Osawa, Mitaka, Tokyo 181-8588, Japan*

³*Institute of Astronomy, University of Cambridge, Madingley Road, Cambridge, CB3 0HA, U.K.*

⁴*Kapteyn Institute, University of Groningen, Postbus 800, 9700AV Groningen, the Netherlands*

26 April 2018

ABSTRACT

We use Subaru Suprime-Cam and VLT FORS1 photometry of the dwarf galaxy DDO210 to study the global stellar content and structural properties of a transition-type galaxy (with properties intermediate between dwarf irregular and dwarf spheroidal systems). This galaxy is sufficiently isolated that tidal interactions are not likely to have affected its evolution in any way. The colour-magnitude diagrams of DDO210 show a red giant branch (RGB) population (with an RGB bump), a bright asymptotic giant branch population, a red clump, young main sequence stars and blue-loop stars. The youngest stars formed within the last 60 Myrs and have a distinct radial distribution compared to the main population. Whereas the overall stellar spatial distribution and HI spatial distribution are concentric, the young stars are offset from the center of DDO210 and are coincident with a ‘dent’ in the HI distribution. The implied recent star formation rate required to form the young population is significantly higher than the derived current star formation rate, by a factor of > 10 .

Most of the stars in DDO210 are found in a red clump, and its mean I -band magnitude suggests that the majority of stars in DDO210 have an average age of 4^{+2}_{-1} Gyr. Given this age, the colour of the RGB implies a mean metallicity of $[\text{Fe}/\text{H}] \simeq -1.3$. By comparing the shape of the red clump with models for a variety of star formation histories, we estimate that an old (≥ 10 Gyr) stellar population can contribute $\sim 20 - 30\%$ of the stars in DDO210 at most. The unusual star formation history of DDO210, its low mass estimate and its isolated nature, provide insight into how star formation proceeds in the lowest mass, unperturbed, dwarf galaxy haloes.

Key words: galaxies: dwarf — galaxies: individual (DDO210/Aquarius) — Local Group — galaxies: stellar content — galaxies: structure

1 INTRODUCTION

The stellar, chemical and structural evolution of dwarf galaxies is believed to depend strongly on environment. In the Local Group, dwarf spheroidal (dSph) galaxies are preferentially found as satellites to M31 and the Milky Way (MW), whereas dwarf irregular (dIrr) galaxies are preferentially found in isolated locations. This was first highlighted by Einasto et al. (1974) (see also van den Bergh 1999), and implies that the presence of a nearby large galaxy causes morphological changes in its satellites, primarily via the loss of gas by a combination of tidal stirring and ram-pressure

stripping (Mayer et al. 2001a,b; Grebel et al. 2003). Tidal effects from the large galaxies may also be responsible for star formation episodes in their satellites, by triggering compression of their gas. However, the orbital properties of the MW satellites are difficult to determine, and so correlations between star formation histories (SFHs) and orbital phase have yet to be robustly demonstrated.

The stellar evolution of dwarf galaxies is also interesting from a cosmological viewpoint, in particular regarding the missing satellites problem. A long standing problem faced by theories of galaxy formation in the cold dark matter paradigm is that purely gravitational simulations predict that there should be around an order of magnitude more dwarf galaxies in the Local Group, particularly around the MW and M31 (Kauffmann et al. 1993; Klypin et al. 1999; Moore et al. 1999). As recent results are demonstrating, it

^{*} Based in part on data collected at Subaru Telescope, which is operated by the National Astronomical Observatory of Japan

[†] E-mail: alan@uvic.ca

appears as if there are numerous low surface brightness dwarf galaxies which have yet to be discovered (Zucker et al. 2004, 2006b,a; Willman et al. 2005; see also Willman et al. 2006; Belokurov et al. 2006) although it is unclear if these discoveries will increase the observed number by the required order of magnitude. One potential solution to this difficulty is that not all dwarf galaxy-scale dark matter haloes can accrete and retain gas to form stars, and instead reionisation can prevent certain haloes from forming a luminous component (Bullock et al. 2000; Kravtsov et al. 2004; Ricotti & Gnedin 2005; Gnedin & Kravtsov 2006). Susa & Umemura (2004) show that star formation is suppressed significantly by the effects of reionisation, but that sufficiently massive dwarf galaxies are able to form stars eventually because the baryons are self-shielded.

Even in these cosmological scenarios, the influence of tidal effects from the MW and M31 can play important roles in determining the evolution of a dwarf galaxy. Indeed, tidal effects present one of the greatest uncertainties in our interpretation of dwarf galaxy evolution, and it is therefore of considerable interest to study dwarf galaxies unaffected by the presence of an external tidal field. DDO210 ($20^{\text{h}} 46^{\text{m}} 51.8^{\text{s}}$, $-12^{\circ} 50' 53''$) is one of the most isolated galaxies in the Local Group. It was discovered at the limits of detectability on the Palomar Sky Survey by van den Bergh (1959), in the constellation of Aquarius. Fisher & Tully (1975) detected it in HI 21cm emission, and later assigned it an arbitrary distance modulus of $(m - M) = 25$ mags, based upon some general similarities to the Local Group galaxy WLM. For a long time DDO210 remained very poorly studied, and Marconi et al. (1990) were the first to resolve its individual stars, to a limiting magnitude of $V = 23.5$ mags.

Despite the lack of any distance measurement, DDO210 was considered to be a member of the Local Group from soon after its discovery (eg. Yahil et al. 1977; van den Bergh 1979; de Vaucouleurs et al. 1983). Greggio et al. (1993) were the first to estimate an independent distance to this galaxy, $(m - M) \simeq 28$ mags ($d \simeq 4.3$ Mpc), placing it well beyond the zero velocity surface of the Local Group. However, more recent distance measurements by Lee et al. (1999) (L99), Karachentsev et al. (2002) (K02) and McConnachie et al. (2005) (M05), all of which are based upon the tip of the red giant branch (TRGB; Lee et al. 1993), show that DDO210 is, in fact, located at ~ 1 Mpc from the Milky Way (MW), on the periphery of the Local Group. This places DDO210 at slightly over 1 Mpc from M31. The free-fall timescale of DDO210 into M31 or the MW is

$$t_{\text{ff}} \simeq 14.4 \text{ Gyr} \left(\frac{r}{1 \text{ Mpc}} \right)^{\frac{3}{2}} \left(\frac{M}{10^{12} M_{\odot}} \right)^{-\frac{1}{2}}, \quad (1)$$

ie. of order a Hubble time. It is clearly not, and never has been, a satellite of either of the dominant members of the Local Group.

Mateo (1998) classifies DDO210 as a transition-type galaxy, with properties intermediate to those which are usually ascribed to dSph and dIrr galaxies. Its magnitude is $M_V \simeq -10.6$ mags (L99), making it the faintest dwarf galaxy in the Local Group with a significant gaseous component. Despite the presence of this gas, an $H\alpha$ study of this galaxy (van Zee et al. 1997) shows that there is no current star formation. This is rather unusual, given that L99 show that

this galaxy contains a significant number of young stars, and that the central portion of this galaxy has undergone a recent enhancement in its star formation rate (SFR) in the last few hundred Myrs.

Begum & Chengalur (2004) conducted deep, high velocity resolution HI 21cm observations of DDO210 with the Giant Meterwave Radio Telescope. They find that the velocity field of this galaxy is quite regular, and has a corrected peak rotation velocity of $\sim 16 \text{ km s}^{-1}$. When incorporated into mass models of DDO210, this implies a total dynamical mass of order $10^{7-8} M_{\odot}$, comparable to many of the dwarf satellites of M31 and the MW. Since DDO210 is so isolated, it offers an excellent opportunity to study the stellar evolution of a dwarf galaxy in the absence of any significant external tidal fields.

In this paper, we analyse deep, global, multi-colour photometry of DDO210, obtained with Subaru Suprime-Cam and VLT FORS1. We analyse the stellar content, structural properties and SFH of this galaxy, and show that it is dominated by an intermediate age stellar population with an average age of ~ 4 Gyr. In Section 2, we discuss our Subaru Suprime-Cam and VLT FORS1 photometric datasets and the data-reduction procedure. In Section 3, we present deep, global, CMDs of the stellar populations of DDO210, and use these to derive the properties of its multiple stellar populations. We compare the CMDs with synthetic models of various SFHs and use this to estimate the possible contribution from an ancient ($\gtrsim 10$ Gyr) stellar component. In Section 4, we analyse the global structure of DDO210, in terms of its integrated properties and the radial profiles of the various stellar populations, and we compare these to the global distribution of HI from previous Very Large Array (VLA) observations by Young et al. (2003). We discuss the nature of DDO210 in light of these new results in Section 5, and we summarise our findings in Section 6. We assume an extinction value towards DDO210 of $E(B - V) = 0.052$ (Schlegel et al. 1998).

2 THE PHOTOMETRIC DATASETS

2.1 Subaru Suprime-Cam

During the nights of 3rd – 5th August 2005, we observed with the 34 arcmins \times 27 arcmins Suprime-Cam wide field camera on the Subaru Telescope obtaining Johnson – Cousins V and I_c -band imaging of several Local Group dwarf galaxies which are not satellites of the Milky Way (see McConnachie, Arimoto & Irwin 2006, *in preparation*). Conditions were uniformly excellent, being photometric throughout and with typical seeing of 0.5 arcsecs. For DDO210, we exposed for a total of 4320 seconds in V and 7200 seconds in I_c , split as 12×360 seconds and 30×240 seconds dithered sub-exposures respectively. The telescope was typically offset ~ 20 arcsecs between sub-exposures. Although the V -band DDO210 observations were taken at relatively high airmass (1.5 – 2.2), the final stacked images still have sub-arcsec seeing, averaging 0.82 arcsec over the whole array. For the I_c -band images, mostly taken at lower airmass, the seeing in the stacked image averages 0.51 arcsec. The reader is referred to McConnachie, Arimoto & Irwin (2006) *in preparation* for details of the data reduction process.



Figure 1. The V - and I_c -band Suprime-Cam fields, centered on DDO210. Each field measures 34 arcmins \times 27 arcmins. North is to the top, and east is to the left.

We cross-correlate the Suprime-Cam photometry with our earlier multi-colour Isaac Newton Telescope Wide Field Camera photometry of DDO210 (M05), for which we know the colour transformations into the Landolt system¹. This ensures our new photometry is on the same systems as our previous photometry. By only considering those objects reliably identified as stellar in all four sets of observations, we find

$$\begin{aligned} V &= V' + 0.030 (V - I) \\ I &= I_c - 0.088 (V - I) , \end{aligned} \quad (2)$$

where we now use V' to denote the original Subaru V filter. The transformations are small, and we apply these colour equations to our Suprime-Cam data.

We have compared our VI photometry to the photometry of L99, for bright stars with $V < 22$ over their entire field. Based upon tight spatial coincidence, we confidently identify 26 common stars, which have a mean $\Delta V = 0.038$ (our photometry minus L99 photometry). This is small in comparison to the various sources of error; for example, the calibration error in the photometry of L99 is given as $0.04 - 0.05$ mags, and the uncertainty in the zero-point of our photometry is typically ~ 0.02 mags. Thus we conclude that our photometry is in good agreement with L99, which has itself been shown to agree well with the earlier studies of Greggio et al. (1993) and Hopp & Schulte-Ladbeck (1995).

2.2 VLT FORS1

We have also included in our analysis deep B and R -band imaging of the center of DDO210 taken during excellent stable photometric conditions in August 1999 with the newly commissioned FORS1 instrument on UT1 at the VLT (P.I.

E. Tolstoy). These filters were chosen to match the wavelength range in which the instrument is most sensitive and preliminary results from these observations have been presented in Tolstoy et al. (2000). The data were originally reduced using standard procedures, and the stacked B and R -band images were subsequently processed in the same way as the Subaru data. This produced B and R -band detected objects and a combined B, R catalogue.

3 THE STELLAR POPULATIONS OF DDO210

Figures 2 and 3 show the V vs $(V - I)$ and I vs $(V - I)$ CMDs for DDO210, respectively, constructed from the innermost 4 arcmins \times 4 arcmins of our Suprime-Cam field. Also shown are the corresponding CMDs for a reference area, which lies outside the innermost 7.5 arcmins \times 7.5 arcmins of the Suprime-Cam field, beyond the limits of DDO210. Figure 4 shows the B vs $(B - R)$ CMD from the FORS1 field. DDO210 is an intrinsically very faint system, and the CMDs are correspondingly rather sparse. However, several different stellar populations can be identified in these diagrams, namely:

- (i) a Galactic foreground sequence. At the brightest magnitudes this has a colour of $(V - I) \simeq 0.7$, becoming redder at fainter magnitudes. This feature is unassociated with DDO210;
- (ii) a relatively thin RGB, starting at $I \sim 21$ mags, with a colour of $(V - I) \sim 1.1$ mags at $V \sim 25$, and $(V - I) \sim 1.4$ mags at $V \sim 23$;
- (iii) a red clump of stars, most clearly visible at $B \simeq 25.8$ mags and $(B - R) \simeq 1.2$ mags;
- (iv) bright main sequence stars, at $V \gtrsim 23$ mags and $(V - I) \sim -0.2$ mags;
- (v) bright blue loop stars, at $V \gtrsim 21$ mags and $(V - I) \sim 0.2$ mags.

In this section, we analyse each of these stellar evolutionary phases in turn, to determine what they are able to

¹ <http://www.ast.cam.ac.uk/wfcsur/technical/photom/colours>

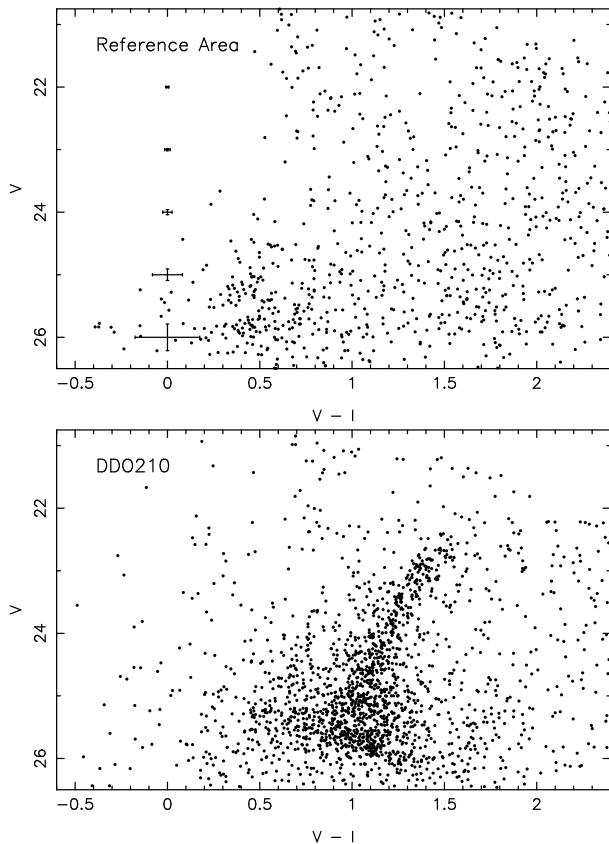


Figure 2. V versus $(V - I)$ CMD for the reference area (top) and for DDO210 (bottom), from our Subaru Suprime-Cam imaging. The reference area is located outside of the innermost $7.5 \text{ arcmins} \times 7.5 \text{ arcmins}$ of the Suprime-Cam field, and the DDO210 CMD consists of those stars in the innermost $4 \text{ arcmins} \times 4 \text{ arcmins}$.

reveal about the SFH of DDO210, in particular regarding the ages and metallicities of the populations present. In order to do this successfully, we first revisit the distance estimate to this galaxy.

3.1 The distance to DDO210 revisited

Recent distance estimates to DDO210 have all made use of the TRGB. Physically, this is the point at which low mass RGB stars undergo the core Helium flash, which begins their core Helium burning phase and takes them off the RGB. For metal-poor ($[\text{Fe}/\text{H}] < -0.5$), old ($> 2 \text{ Gyr}$) stellar populations, the I -band magnitude of this point has been shown to be a good standard candle (eg. Da Costa & Armandroff 1990; Lee et al. 1993; Barker et al. 2004), and is marked by a discontinuity in the I -band luminosity function. This discontinuity can be found using a variety of methods, such as edge detection algorithms (Lee et al. 1993; Sakai et al. 1996), or maximum likelihood techniques (Méndez et al. 2002; McConnachie et al. 2004). The reliability of these methods is greatly increased when used on a well-populated RGB. As noted by M05, this is not the case for DDO210. These authors identify two possible locations for the TRGB, favouring their fainter measurement at $I = 21.21 \pm 0.04 \text{ mags}$. L99 and K02 derive a different value for the TRGB, at $I = 20.95 \pm 0.10 \text{ mags}$ and $20.91 \pm 0.05 \text{ mags}$, respectively.

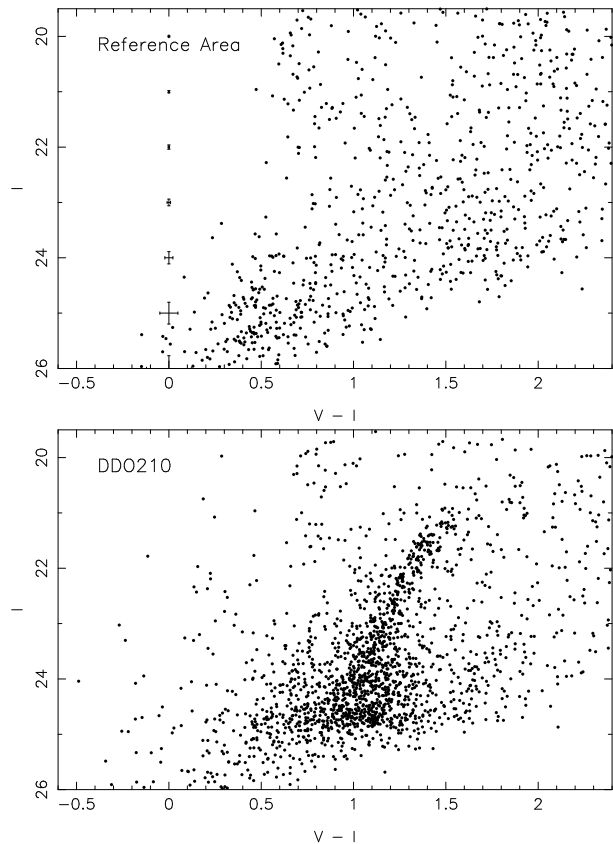


Figure 3. I versus $(V - I)$ CMD for the reference area (top) and for DDO210 (bottom), from our Subaru Suprime-Cam imaging. The reference area is located outside of the innermost $7.5 \text{ arcmins} \times 7.5 \text{ arcmins}$ of the Suprime-Cam field, and the DDO210 CMD consists of those stars in the innermost $4 \text{ arcmins} \times 4 \text{ arcmins}$.

This is closer to the second location identified by M05 as the possible TRGB of DDO210, at $I \sim 20.8 \text{ mags}$.

Although all of the above measurements place DDO210 at $\sim 1 \text{ Mpc}$, the significant disagreement between M05 and L99 + K02 warrants further investigation. To this end, we examine how the TRGB region of the I -band CMD of DDO210, from our Suprime-Cam data, varies as we apply different spatial cuts. We expect that the derived value of the TRGB should remain relatively constant regardless of the spatial cuts applied so long as the dominant population belongs to DDO210, with the caveat that cuts which contain fewer stars will be more strongly affected by small number statistics. The left panel of Figure 5 shows an enlargement of the I -band CMD from Figure 3 around the location of the TRGB. The dashed lines approximately bracket the RGB locus. The arrows indicate the values of the TRGB as derived by K02 (top), L99 (middle) and M05 (bottom). The middle panel shows the same region of the CMD using only stars within the innermost $4 \text{ arcmins} \times 4 \text{ arcmins}$ of the Suprime-Cam field, and the right panel is the same but using stars within the innermost $2 \text{ arcmins} \times 2 \text{ arcmins}$. This figure illustrates well the difficulty in determining the location of the TRGB for an intrinsically faint system with few bright RGB stars.

Figure 5 shows that the grouping of stars which defines the L99 and K02 TRGB location has completely dis-

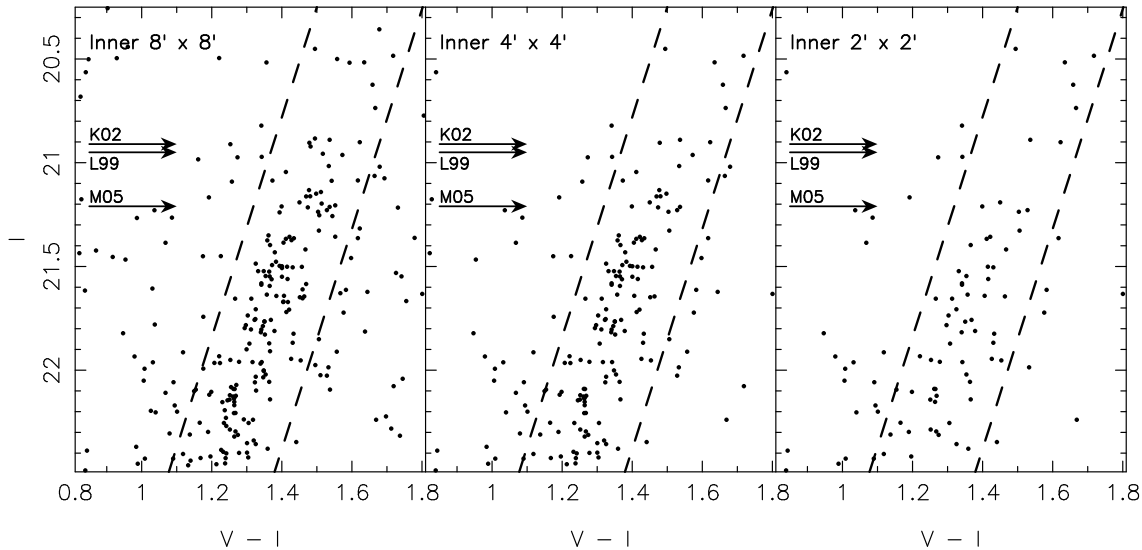


Figure 5. I -band CMDs of DDO210 in the region of the TRGB, using different spatial cuts on our Suprime-Cam data. Left panel: only stars located within the central 4 arcmins \times 4 arcmins of DDO210; middle panel: only stars located within the central 2 arcmins \times 2 arcmins; right panel: only stars located within the central 1 arcmins \times 1 arcmins. The arrows indicate the location of the TRGB as derived by Karachentsev et al. (2002) (top), Lee et al. (1999) (middle), and McConnachie et al. (2005) (bottom). The feature identified by the former two authors as the TRGB disappears under the more stringent spatial cuts. It is possible that this population represents a weak upper AGB population.

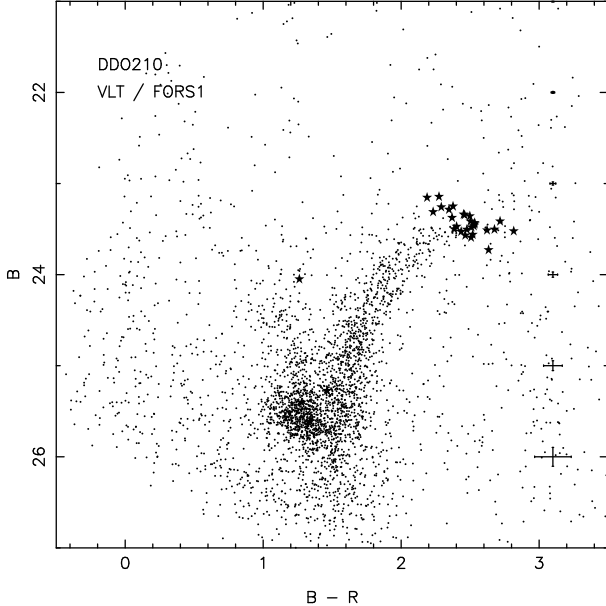


Figure 4. B versus $(B - R)$ CMD for DDO210, from our VLT FORS1 imaging. The highlighted stars have $1.3 < (V - I) < 1.7$ and $20.80 < I < 21.21$, and represent the grouping of stars identified by L99 and K02 as marking the TRGB (Section 3.1, 3.2). However, the tight grouping of most of these stars in this figure slightly to red of the RGB suggest that it is far more likely that these stars represent an evolved AGB population in DDO210.

appeared in the smallest field, and is very weak in the middle field. In contrast, the location identified by M05 is clear for all of the spatial cuts used, and the RGB is relatively evenly populated below this point in each field. Even for a small number of stars, we expect that the RGB luminos-

ity function will be representatively sampled over its full magnitude range. It seems most likely, therefore, that the measurement by M05 provides the most robust estimate of the TRGB of this galaxy, and implies a distance modulus of $(m - M)_0 = 25.15 \pm 0.08$ mags ($d = 1071 \pm 39$ kpc). If this is the case, however, then the grouping of stars identified by K02 and L99 as the brightest RGB stars cannot belong to this population.

We investigate whether the stars immediately brighter than the TRGB are foreground stars by examining their number density. Using a colour cut of $1.3 < (V - I) < 1.7$ and $20.80 < I < 21.21$ to isolate these stars, we find that there are 25 ± 5 , 17 ± 4 and 5 ± 2 in the 8 arcmins \times 8 arcmins, 4 arcmins \times 4 arcmins and 2 arcmins \times 2 arcmins fields, respectively. The uncertainties are Poisson errors. In comparison, a representative foreground field offset 10 arcmins from the center of DDO210 has 5 ± 2 , 2 ± 1 and 0 stars, respectively, which satisfy these colour cuts. Thus the number density of these stars in our DDO210 fields is too large to be explained by a foreground population alone.

We believe it likely that these stars represent bright, intermediate-age, upper asymptotic giant branch (AGB) stars. The stars occupy the correct locus in the I -band CMD to belong to this population, and the corresponding positions of these stars (satisfying the same colour cuts as before) in the FORS1 data are highlighted in Figure 4. The majority of these stars are tightly grouped slightly to the red and brighter than the RGB, again suggesting that they belong to an evolved AGB population. We show in the next section that this is consistent with the average age of the stellar population. We also note that, although the overall number of these stars is smallest in the smallest field in Figure 8, this is probably due only to the reduced area. The spatial distribution of these stars is shown in Figure 12, as open star-symbols overlaid on the grayscale stellar density

map. They are loosely concentrated in the main body of DDO210, and broadly follow a similar distribution to the overall stellar population.

3.2 The candidate asymptotic giant branch population

In the metal-poor Galactic globular clusters, which consist nearly exclusively of old stellar populations, no stars are observed brighter than the TRGB with colours similar to the RGB. This is because the AGB population terminates at a magnitude comparable to, or less than, the TRGB. In younger stellar populations, the envelope mass of AGB stars is larger and so they have the ability to evolve to brighter luminosities, and can exceed the luminosity of the TRGB. Thus, the presence of stars at luminosities brighter than the TRGB, with colours similar to the RGB, is usually interpreted as evidence for the existence of an intermediate-age population.

The brightest of the candidate AGB stars in DDO210 identified in Section 3.1 has a magnitude of $I = 20.93$ mags and a colour of $(V - I) = 1.49$ mags. Correcting for extinction and the distance to DDO210, this corresponds to an absolute magnitude of $M_I = -4.32$ mags and a colour of $(V - I)_0 = 1.42$ mags. Using the VI bolometric correction derived by Da Costa & Armandroff (1990), we find that $M_{bol} = -4.86$ mags for the brightest candidate AGB star. This number should be considered an upper limit, due to the difficulties in distinguishing between an evolved AGB star and a foreground star with a similar colour and magnitude. A lower limit on the luminosity can be obtained by using the magnitude of the TRGB; adopting the same colour as before, we find $M_{bol} = -4.58$ mags. We therefore adopt $M_{bol} \simeq -4.6 - -4.9$ mags for the brightest candidate AGB stars in DDO210.

A recent paper by Rejkuba et al. (2005) has a very useful comparison between the M_{bol} of the brightest AGB star in a selection of dwarf galaxies with the time since the period of star formation which produced the star. Mould & Aaronson (1979, 1980) were the first to make use of such a relation, made possible by the monotonically decreasing luminosity of AGB stars with age, and this has more recently been theoretically quantified by Stephens & Frogel (2002). By comparing DDO210 with those galaxies listed in Rejkuba et al.'s Table 7, we find that the magnitude of the brightest AGB stars are very similar to those in Carina and Andromeda II. For Carina, the last period of star formation was some 3 Gyr ago (Hurley-Keller et al. 1998). Figure 19 of Rejkuba et al. makes explicit their empirical relation between the bolometric luminosity of the brightest AGB star and the age of the star. Comparison of our data to this figure reveals that the bolometric magnitude of the brightest candidate AGB stars in DDO210 imply ages of between 3 – 6 Gyr. These numbers should be interpreted with care, as our analysis is based on very few stars and we are unable to distinguish between actual AGB stars and foreground. Nevertheless, these numbers suggest that star formation was ongoing in DDO210 in the last 3 – 6 Gyr.

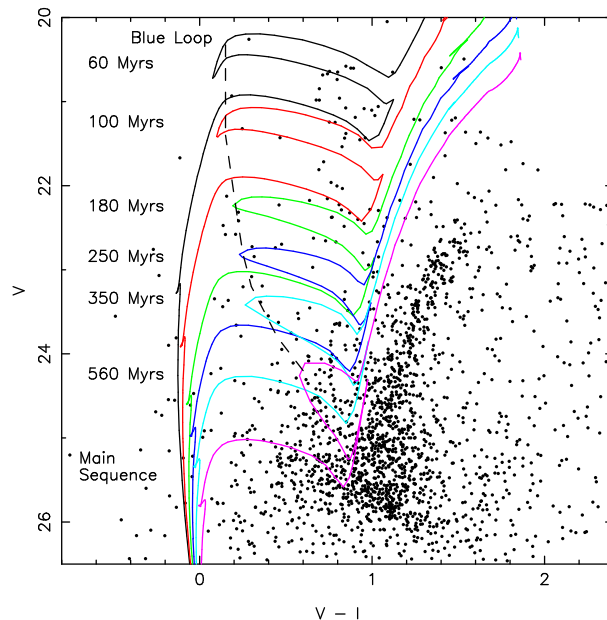


Figure 6. V versus $(V - I)$ CMD for DDO210, from our Subaru Suprime-Cam imaging, with Padova isochrones (Girardi et al. 2002) overlaid. These isochrones correspond to $[\text{Fe}/\text{H}] = -1.3$ and ages of 60, 100, 180, 250, 350 and 560 Myrs. The locus of main sequence stars (with $V < 22.8$ mags, $(V - I) \simeq -0.2$ mags) and the locus of core Helium burning blue loop stars (with $V < 20$ mags, $(V - I) \simeq 0.2$ mags) are indicated.

3.3 The main sequence and blue loop: evidence of recent star formation

The presence of a main sequence population and blue-loop stars at $(V - I) < 0$ in the CMD of DDO210 reveals the presence of stars which are significantly younger than those represented by the evolved AGB stars. Figure 6 is the V vs $(V - I)$ shown in Figure 2, with isochrones from Girardi et al. (2002) overlaid. We have shifted these isochrones to the distance and reddening of DDO210. These isochrones correspond to a metallicity of $[\text{Fe}/\text{H}] = -1.3$ (Section 3.5) and ages of 60, 100, 180, 250, 350 and 550 Myrs. The magnitude of the brightest main sequence and blue loop stars depends primarily on age, and is relatively independent of metallicity. They can, therefore, be used as a crude age indicator.

The dashed line in Figure 6 marks the approximate locus of blue loop stars as defined by the isochrones, and it is clear that they trace the blue loop stars in DDO210 very well. The corresponding expected locus of red supergiants is, unfortunately, obscured by the presence of foreground stars with the same colours. The main sequences of the isochrones match the main sequence population of DDO210 with notable success. There are a few main sequence stars which are too blue to match the positions of the isochrones, and it is very possible that a younger isochrone (~ 30 Myrs) is required to match this population. This is what L99 assumed which led them to conclude that there were stars as young as 30 Myrs in DDO210. Given the various uncertainties which go into modelling stellar populations which inevitably produce variations between different isochrone sets, and photometric errors, we prefer to conclude that this comparison

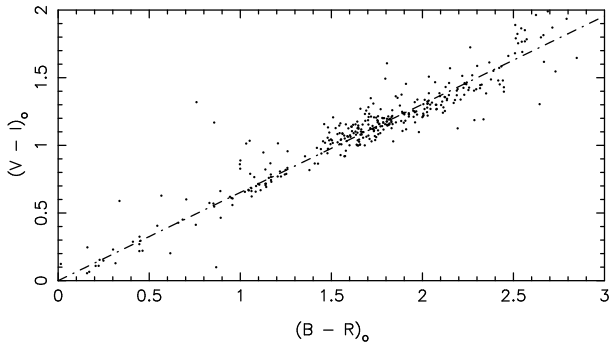


Figure 7. $(V - I)_o$ vs $(B - R)_o$ for all stars reliably identified in all four filters and with uncertainties of ≤ 0.05 . The dashed line is the best-fit linear relationship of $(V - I)_o = 0.652 (B - R)_o$.

shows that DDO210 has stars which formed within the last 60 Myrs. As noted in the introduction, this is rather unusual given that star formation in DDO210 is now observed to be completely dormant (van Zee et al. 1997).

3.4 The red clump, and limits on an old population

3.4.1 The magnitude and colour of the red clump

The most populated region of the CMDs shown in Figures 2, 3 and 4 is the red clump, which stands out most clearly in Figure 4. Defining the locus of the red clump as $25.45 < B < 26.15$ mags, $1 < (B - R) < 1.5$ mags, we find that $\sim \frac{1}{4}$ of all stars detected in the FORS1 field belong to this feature. The red clump is a composite feature in a CMD, of which the large majority of stars are metal rich, massive, core Helium burning stars. These are indicative of an intermediate-age population (2 – 10 Gyr). RGB stars and red HB stars can also contribute to this feature.

A large amount of theoretical modelling of the red clump has been conducted in recent years (eg. Cole 1998; Girardi et al. 1998; Girardi & Salaris 2001), motivated by claims that the mean magnitude of the red clump can be used as a standard candle (Paczynski & Stanek 1998; Udalski et al. 1998). This has resulted in a relatively good understanding of the behaviour of the luminosity and colour of the red clump on the age and metallicity of the population. In particular, Girardi & Salaris (2001) calculate the mean I -band magnitude of the red clump, M_I^{RC} , as a function of age and metallicity. The form of this dependency is given in their Equation 3, and is an integral over a function of the initial mass function. It transpires that M_I^{RC} is mostly dependent upon age, whereas the colour of the red clump, $(V - I)_o^{RC}$, is mostly dependent on metallicity. We can therefore use the properties of the red clump to put limits on the SFH of DDO210.

The models of Girardi & Salaris (2001) are formulated in the V and I filters. As it stands, the Suprime-Cam I_c data easily reaches to below the red clump, while the V' -band exposure is barely deep enough to fully sample this feature. This therefore leads to some difficulty in accurately determining M_I^{RC} and $(V - I)_o^{RC}$ using this single dataset. The FORS1 data, on the other hand, is deep enough to fully sample the red clump. In order to push the V' -band data

deep enough in order to compare the red clump properties to these models, we incorporate our deep FORS1 BR photometry into our Suprime-Cam data. To do this, we cross correlate the two datasets and identify those stars which are reliably detected in all four filters, and which have small errors in their photometry (≤ 0.05 mags). We then calculate the linear transformation between $(V - I)_o$ and $(B - R)_o$, shown in Figure 7, and find

$$(V - I)_o = 0.652 (B - R)_o. \quad (3)$$

When combined with Equation 2, this gives

$$\begin{aligned} M_V &= M_{I_c} + 0.593 (B - R)_o \\ M_I &= 1.096 M_{I_c} - 0.097 M_V. \end{aligned} \quad (4)$$

We use these new transformations to calculate V and I magnitudes for those stars which are detected in the B , R and I_c filters, but not V' . The new V vs $(V - I)$ CMD derived in this way is shown in the left panel of Figure 9, and the red clump is now clearly visible and much better defined than in Figure 3.

Figure 8 shows the M_V and M_I luminosity functions for DDO210. The luminosity functions have not had a foreground correction applied, as for the purposes intended here this makes no practical difference since the red clump massively outnumbers any foreground component with the same colours. We measure the mean magnitude of the red clump by fitting a Gaussian to the luminosity functions in the region of the red clump, and taking the peak of the Gaussian as the mean magnitude of the clump. The resulting fits are shown as dot-dashed lines in Figure 8. We find that $M_I^{RC} = -0.51 \pm 0.10$ mags, $M_V^{RC} = 0.27 \pm 0.14$ mags, and $(V - I)_o^{RC} = 0.78 \pm 0.05$. The uncertainties in M_I^{RC} and M_V^{RC} include the uncertainty in the distance modulus of DDO210.

Figure 1 of Girardi & Salaris (2001) shows the dependency of M_I^{RC} on age for a range of metallicities. By comparing the value of $M_I^{RC} = -0.51 \pm 0.10$ mags for DDO210 with this graph, we find that *the red clump in DDO210 belongs to a population with an average age equal to or younger than ~ 6 Gyr old* (4^{+2}_{-1} Gyr). For a given metallicity, there are as many as three solutions for M_I^{RC} . One of these solutions corresponds to a stellar population older than ~ 2 Gyr, while the remaining solutions correspond to populations younger than ~ 2 Gyr. The average metallicity of the dominant population, as implied by $(V - I)_o^{RC} = 0.78 \pm 0.05$, is $-2.0 \lesssim [\text{Fe}/\text{H}] \lesssim -1.3$, where the lower limit is least well constrained.

3.4.2 The shape of the red clump

The *magnitude* of the red clump implies that the majority of stars in DDO210 belong to an intermediate-age population, and so far we have found no evidence of an old population in this galaxy. To try to better constrain the range of ages of stars present in DDO210, we now compare the *shape* of the red clump to model CMDs with a range of SFHs. We use the web-based synthetic CMD tool IAC-STAR², developed

² <http://iac-star.iac.es/iac-star>

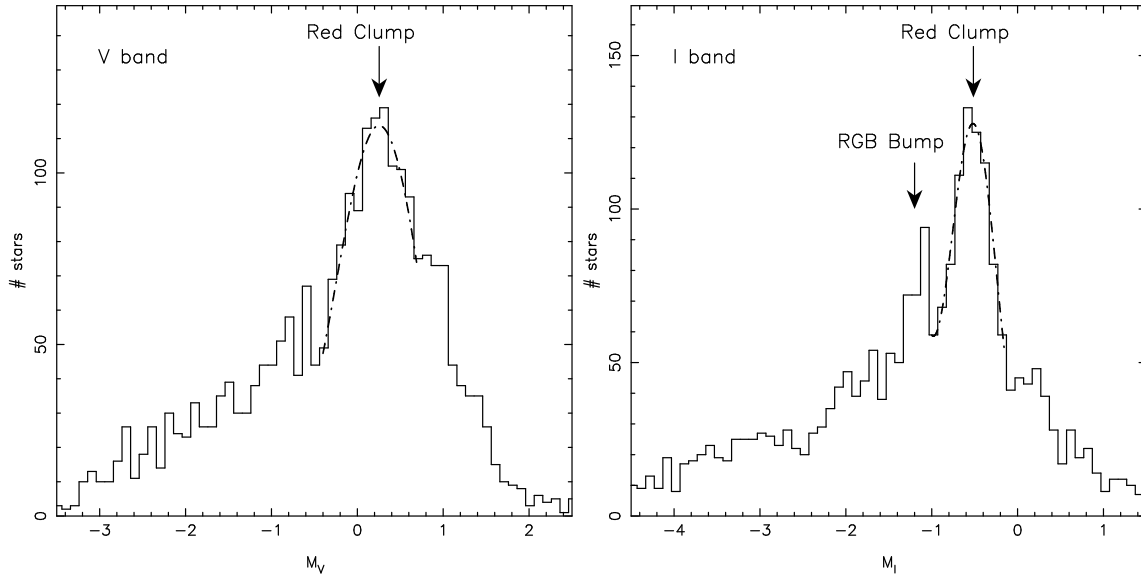


Figure 8. Luminosity functions for M_V and M_I from the composite Suprime-Cam/FORS1 data (see text), with a Gaussian fit to the region of the red clump overlaid as a dot-dashed line on each. The central value of the Gaussian is taken to be the mean magnitude of the red clump. The luminosity functions are not foreground corrected, but the very high stellar densities in the region of interest means that the presence of foreground stars do not affect our measurements of the mean magnitudes of the red clump.

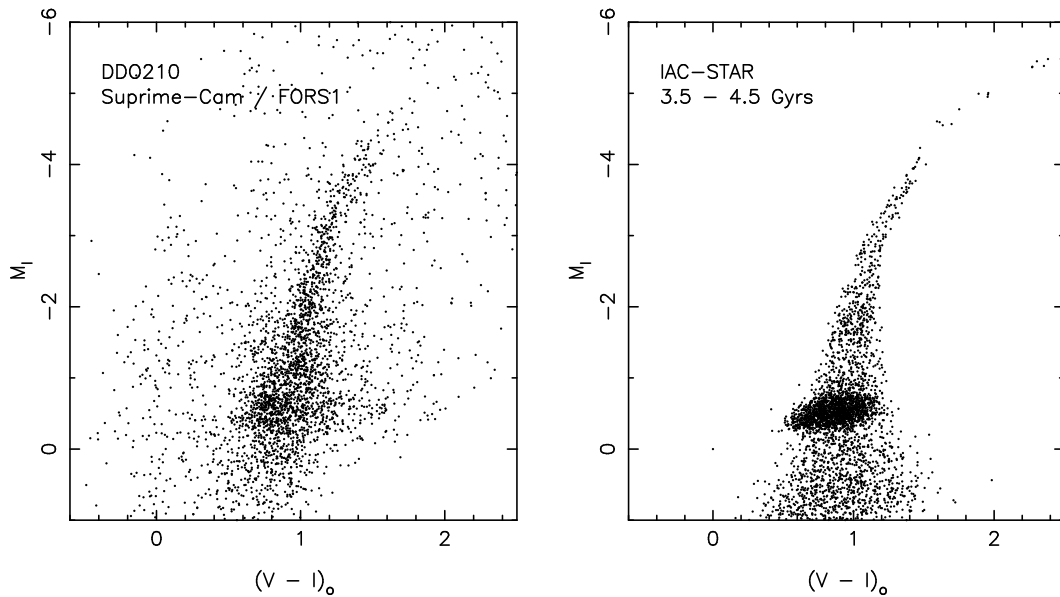


Figure 9. Left panel: M_I vs $(V - I)_0$ CMD using our composite Suprime-Cam/FORS1 dataset. The red clump is now clearly visible. Right panel; Illustration of a partial SFH model generated with IAC-STAR (Aparicio & Gallart 2004), scaled for the same number of observed stars, and subsequently convolved with our error distribution. This CMD is for the stellar population which formed its stars at a constant rate between 3.5 – 4.5 Gyr ago, and which reproduces the mean magnitude of the red clump very well.

by Aparicio & Gallart (2004). The user supplies the SFH, chemical enrichment law, initial mass function (IMF) and binary fraction (and mass ratio) for the stellar population they want to model, and has a choice of stellar evolution libraries and bolometric correction libraries which can be used. The program then does a Monte-Carlo simulation of the evolution of N stars, with a distribution of properties chosen to be consistent with the user-supplied input, and

outputs the luminosities of these stars at the present day in several filter systems.

The modelling of CMDs is prone to many uncertainties and degeneracies, such as the evolutionary tracks used, effects of mass loss, binarity, age-metallicity degeneracies, the shape of the IMF, etc. Excellent examples of this type of work and reviews of these difficulties can be found in, among others, Tolstoy & Saha (1996); Aparicio et al. (1997); Tolstoy et al. (1998); Gallart et al.

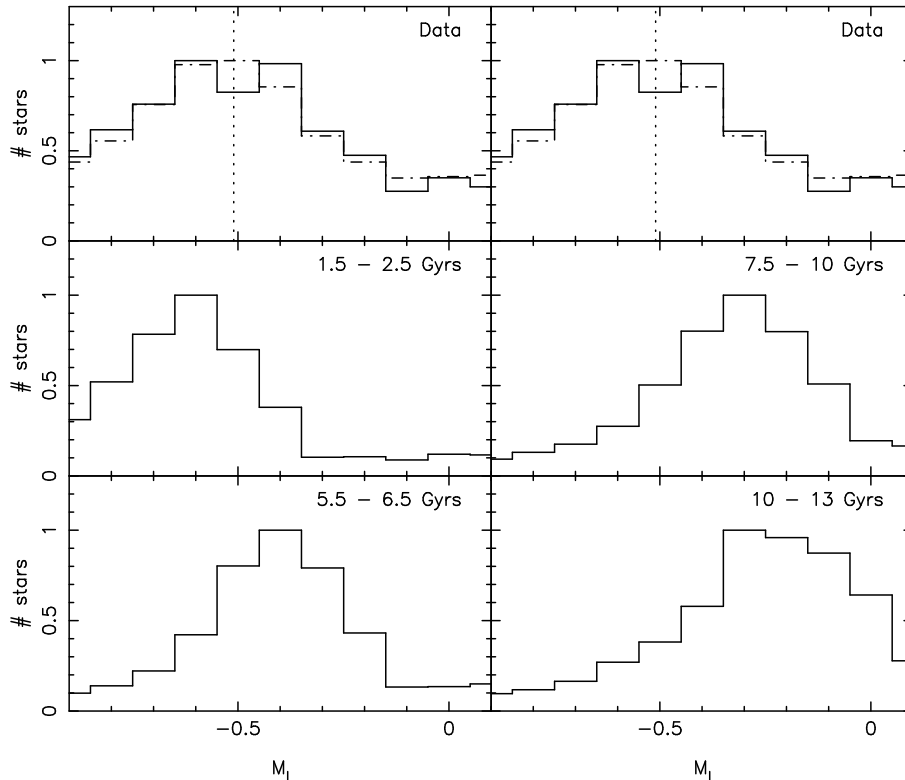


Figure 10. Top panels: M_I luminosity function for the red clump from our composite Suprime-Cam/FORS1 data. The dot-dashed histograms represent a composite stellar population with a constant SFR between 1.5 – 3.5 Gyr and 4.5 – 6.5 Gyr. Other panels: M_I luminosity functions for red clumps generated with the IAC-STAR tool, convolved with our error distributions. Star formation in these models occurred at a constant rate for the periods indicated, with the metallicity held constant at the value which reproduces the colour of the RGB for those ages. The young – intermediate age red clumps have peak magnitudes consistent with the broad peak of the observed luminosity function. On the other hand, the older populations produce red clumps which are too faint in comparison to the data. If red clump stars of these ages are present in the data, they must be a minority population. No individual model reproduces the observed red clump luminosity function.

(1999b,a); Aparicio et al. (2001); Aparicio & Gallart (2004); Gallart et al. (2005). These difficulties are especially problematic when the data does not extend to beneath the main-sequence turn-offs (which offer the best handle on the age of the population). Therefore, we keep our analysis intentionally simple and use it only to emphasise that DDO210 cannot contain a majority old population. A more sophisticated analysis is not warranted by the current data given the uncertainties involved.

We use the Bertelli et al. (1994) evolutionary tracks and the bolometric correction libraries of Lejeune et al. (1997). We adopt a power law IMF, $\phi(M) \propto M^{-x}$, with an exponent of $x = -1.35, -2.2$ and -2.7 in the range $M \in [0.1, 0.5], [0.5, 1]$ and $[1, 120]$, respectively. We ignore the effects of binary stars. We construct 10 different SFHs (‘partial models’), corresponding to a constant SFR between $[0, 0.5], [0.5, 1.5], [1.5, 2.5], [2.5, 3.5], [3.5, 4.5], [4.5, 5.5], [5.5, 6.5], [6.5, 7.5], [7.5, 10]$ and $[10, 13]$ Gyr ago, with no star formation at all other times. For each interval, the metallicity (chemical enrichment law) is chosen to reproduce the colour of the RGB (Section 3.5). The magnitudes of the model stars are then convolved with the error distribution of our data to facilitate a comparison between the two. The left panel of Figure 9 shows a CMD of our composite Suprime-Cam/FORS1

dataset. The right panel is an illustration of an IAC-STAR model, and shows the Monte-Carlo simulation of the 3.5 – 4.5 Gyr stellar population, normalised to the same number of stars and convolved with our error distribution. We note that a bright ($M_I < -4$ mags), AGB population is produced by this model. This resembles the population of stars just brighter than the TRGB in our data which were discussed at length in Sections 3.1 and 3.2.

The solid histograms in the top panels of Figure 10 shows the normalised M_I luminosity function for DDO210 in the region of the red clump. The other 4 panels show the red clump luminosity function for 4 of our simulated partial SFHs. The youngest (1.5 – 2.5 Gyr) red clump peaks at a brighter magnitude than the data, although this young population could contribute to the bright side of the DDO210 red clump. Similarly, the 5.5 – 6.5 Gyr population could contribute to the faint side of the red clump. A single, 1 Gyr, period of star formation at intermediate ages does not produce a red clump with the required magnitude dispersion to match the data. To illustrate this, the dot-dashed histograms overlaid on the top panels of Figure 10 show the red clump luminosity function for a star formation history which is constant between 1.5 – 3.5 Gyr and 4.5 – 6.5 Gyr, and zero at all other times. This broader, composite SFH

reproduces both the *magnitude* and the *shape* of the red clump.

Older stellar populations are shown in the remaining two panels of Figure 10. The 7.5 – 10 Gyr red clump consists predominantly of stars fainter than are seen in the red clump of DDO210. For stars older than 10 Gyr, the region of the CMD which contains the red clump contains a lot of HB stars. The luminosity function in this region is significantly fainter than the observed luminosity function. It is clear that, if stars older than ~ 7 Gyr are found in DDO210, then their overall contribution to the stellar population of DDO210 must be $\ll 50\%$. Otherwise, the morphology of the red clump in DDO210 would be notably different. We estimate that, if such a population exists, it probably contributes no more than $\sim 20 - 30\%$. This estimate is unaffected by incompleteness, since the red clump is above our incompleteness limit. However, deeper photometry, which sample some of the older main sequence turn-offs in DDO210, would be of huge value in providing much stronger limits on the contribution of an ancient stellar population in DDO210.

3.5 The red giant branch and its bump

The most prominent feature in the CMDs displayed in Figures 2, 3 and 4 is the RGB. This feature is only seen in stellar populations older than a few Gyr, and is an indicator of an intermediate and/or old population. It cannot be used as a more precise indicator than this without certain difficulties, because of the well known degeneracies of RGB colour with both age and metallicity (redder RGB stars may be older and/or more metal rich than bluer RGB stars). When analysing a CMD, the standard assumption which is used in the absence of other constraints is that the stellar populations which give rise to the RGB are as old as the MW globular clusters. In this case, the colour and colour dispersion of the RGB are due to metallicity variations, and so an estimate of the metallicity may be made. This is usually obtained by a bilinear interpolation of the position of the RGB stars in colour – magnitude space between a set of globular cluster fiducial tracks, isochrones or evolutionary tracks, and creating a metallicity distribution function (MDF; eg. Durrell et al. 2001). Alternatively, empirical calibrations between RGB colour and metallicity exist which can be easily applied (eg. Da Costa & Armandroff 1990).

L99 assume that DDO210 is as old as the MW globular clusters, and derive a mean metallicity of $[\text{Fe}/\text{H}] = -1.9 \pm 0.1$, where the second term is the error in the mean metallicity, not the metallicity dispersion. Using our Suprime-Cam data, we construct a MDF for DDO210 by interpolating between the Victoria - Regina set of isochrones by VandenBerg et al. (2005) for a 13 Gyr stellar population, with $BVRI$ colour- T_{eff} relations as described by VandenBerg & Clem (2003). We use only those stars in the brightest 1.5 mags of the RGB, where the photometric errors are smallest and where the colour difference caused by metallicity variations is largest. We find that, under this assumption, the mean metallicity is $[\text{Fe}/\text{H}] = -1.9$, in agreement with L99. However, from Section 3.4, we know that the majority of stars in DDO210 do not belong to an old population, and that most of the stars have an average age of ~ 4 Gyr. We therefore repeat our analysis, but this time

compare the RGB stars to isochrones which are 4 Gyr old. The resulting MDF can be seen in the right panel of Figure 11. The left panel shows a zoomed in view of the RGB of DDO210, with a few of the isochrones which are used overlaid. With this assumption about the age, we find DDO210 has a mean metallicity of $[\text{Fe}/\text{H}] = -1.3 \pm 0.1$, and a metallicity dispersion of $\sigma_{[\text{Fe}/\text{H}]} = 0.27$ dex. The latter quantity is likely overestimated, however, since some of the colour variation in the RGB will be due to the age spread which we know exists in DDO210 (Section 3.4.2).

Finally, the RGB bump is clearly visible in the I -band luminosity function shown in Figure 8 at $M_I \simeq -1.2$ mags. It is less obvious in the V -band luminosity function, where its magnitude is closer to that of the red clump. However, from the CMD in Figure 9, its colour is $(V - I) \simeq 1$, and so $M_V \simeq -0.2$ mags. The RGB bump was first discovered in dwarf galaxies by Majewski et al. (1999) in Sculptor (see also Bellazzini et al. 2001, 2005; Monaco et al. 2002). As the helium burning core of the RGB star increases in size, so too does the radius of the outer hydrogen-burning shell. The RGB bump represents the point at which this shell encounters the chemical discontinuity left behind by the innermost penetration of the convective envelope. This causes a decrease in luminosity while the hydrogen-burning shell adapts to this new environment, before the star continues its ascent of the RGB. The magnitude of the RGB bump and its dependence on age and metallicity has been quantified for MW globular clusters by Ferraro et al. (1999). Using their Equation 3, the RGB bump is expected at $M_V = -0.27$ for a population with an age of 4 Gyr and a metallicity of $[\text{Fe}/\text{H}] = -1.3$. This compares favorably to where we detect the bump in DDO210. To the best of our knowledge, this is the first time that the RGB bump has been observed in a dwarf galaxy beyond the MW satellite system.

4 THE STRUCTURAL CHARACTERISTICS OF DDO210

Our photometric datasets extend over a relatively large area of sky, and the Suprime-Cam data in particular is well suited to studying the global structural properties of DDO210, both in terms of the unresolved light and the resolved stellar components. For example, having shown that DDO210 consists of composite stellar populations, a natural question to ask is *how are these populations spatially distributed?* In this section, we first derive some global parameters for DDO210 based upon both its resolved and unresolved components. We then study the distribution of the various stellar types in DDO210, and finally we compare its stellar structure to its HI distribution, based upon VLA observations by Young et al. (2003).

4.1 The integrated structure

Following the method of McConnachie & Irwin (2006), we have directly estimated the central surface brightness and integrated luminosity of DDO210 from the integrated V' flux distribution. From Equation 2, the colour correction to convert to Landolt V is significantly smaller than the final uncertainties in our measurements, and so we can treat our measurements as Landolt V . The object catalogues are used

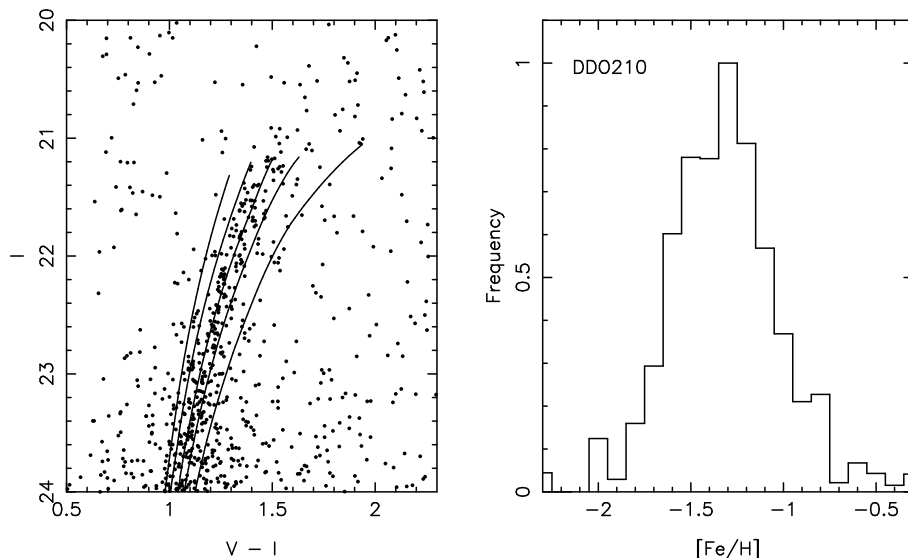


Figure 11. Left panel: the upper RGB of DDO210. Victoria – Regina isochrones by VandenBerg et al. (2005), with $BVR I$ colour – T_{eff} relations as described by VandenBerg & Clem (2003), are overlaid. These tracks correspond to an age of 4 Gyr and a metallicity of $[Fe/H] = -2.3, -1.8, -1.4, -1.1$ and -0.8 . These are a few of the larger grid of isochrones which we use to construct the MDF. Right panel: MDF for DDO210, derived by interpolation of the colours and magnitudes of the RGB stars in DDO210 with the full grid of Victoria-Regina isochrones corresponding to the 4 Gyr population. The mean metallicity found in this way is $[Fe/H] = -1.3 \pm 0.1$, with a dispersion of $\sigma_{[Fe/H]} = 0.27$ dex.

to define a bright foreground star component 1 magnitude above the TRGB, to allow for the presence of AGB stars. A circular aperture is excised around each foreground star and the flux within this aperture is set to the local sky level, interpolated from a whole-frame background map. The size of this aperture is the maximum of four times the catalogue-recorded area of the bright star at the detection isophote, or a diameter four times the derived FWHM seeing. Each frame is then re-binned on a 4×4 grid to effectively create 0.8 arcsec pixels. The binned image is then further smoothed using a 2D Gaussian filter with a FWHM of 5 arcsecs.

The result of this procedure is to produce a coarsely sampled smooth image containing both the resolved and unresolved light contribution from DDO210. The central surface brightness can then be measured by deriving the radial profile, here defined as the median flux value within elliptical annuli. Finally, large elliptical apertures are placed over DDO210 and several comparison regions to estimate the background-corrected integrated flux from the dwarf and the reference regions. The variation in the flux from the multiple comparison measures gives a good indication of the flux error, which is, of course, dominated by systematic fluctuations rather than by random noise. This is a particular problem for DDO210 because of the numerous resolved blue stars we observe in this galaxy. To mitigate the effect of random residual foreground stellar halos and scattered light from bright stars just outside the field of view, the elliptical apertures are chosen to correspond to the derived value of $r_{1/2} = 1.1$ arcmins (Section 4.2). The estimated total flux is then scaled to allow for this correction. The small angular size of DDO210 also allows us to measure the integrated flux by summing over the whole galaxy, which we can then compare with the value derived from within $r_{1/2}$.

Using the flux within $r_{1/2}$, we find that the total mag-

nitude of DDO210 is $V = 14.74 \pm 0.10$ mags, which implies $M_V = -10.58 \pm 0.13$ mags. The total flux obtained on integrating over the entire galaxy is, for comparison, $V = 14.49 \pm 0.10$ mags, implying $M_V = -10.83 \pm 0.13$ mags. We believe that the discrepancy between these two values is a result of the flux in V being centrally concentrated due to a central population of young stars (Section 4.2). The extinction-corrected central surface brightness of DDO210 is $\mu_o = 23.6 \pm 0.2$ mags per sq. arcsec. These values confirm previous results showing that DDO210 is one of the faintest galaxies in the Local Group.

4.2 The stellar structure

Figure 1 shows the V and I -band Suprime-Cam images of DDO210. Although the galaxy is clearly visible at the center of each field, it is hard to tell from these images how far out its stars extend. In order to probe to fainter surface brightness thresholds, therefore, we construct a contour plot of the resolved stars. This approach can probe several magnitudes fainter in surface brightness than studies based only on the unresolved light (typically $\mu > 31$ mags per sq. arcsec $^{-1}$).

We construct our contour map following the methodology of Irwin & Hatzidimitriou (1995) and McConnachie & Irwin (2006). Briefly, we use all those objects which have been reliably classified as stellar in the I -band of the Suprime-Cam data, and which have $I_c < 26$ mags. We construct an image from this data by binning stars according to their position in a grid with a resolution of 12 arcsecs. We then apply a crowding correction to this grid (Irwin & Trimble 1984), such that

$$f' \simeq f \left(1 + 2fA' + \frac{16}{3}f^2A'^2 \dots \right). \quad (5)$$

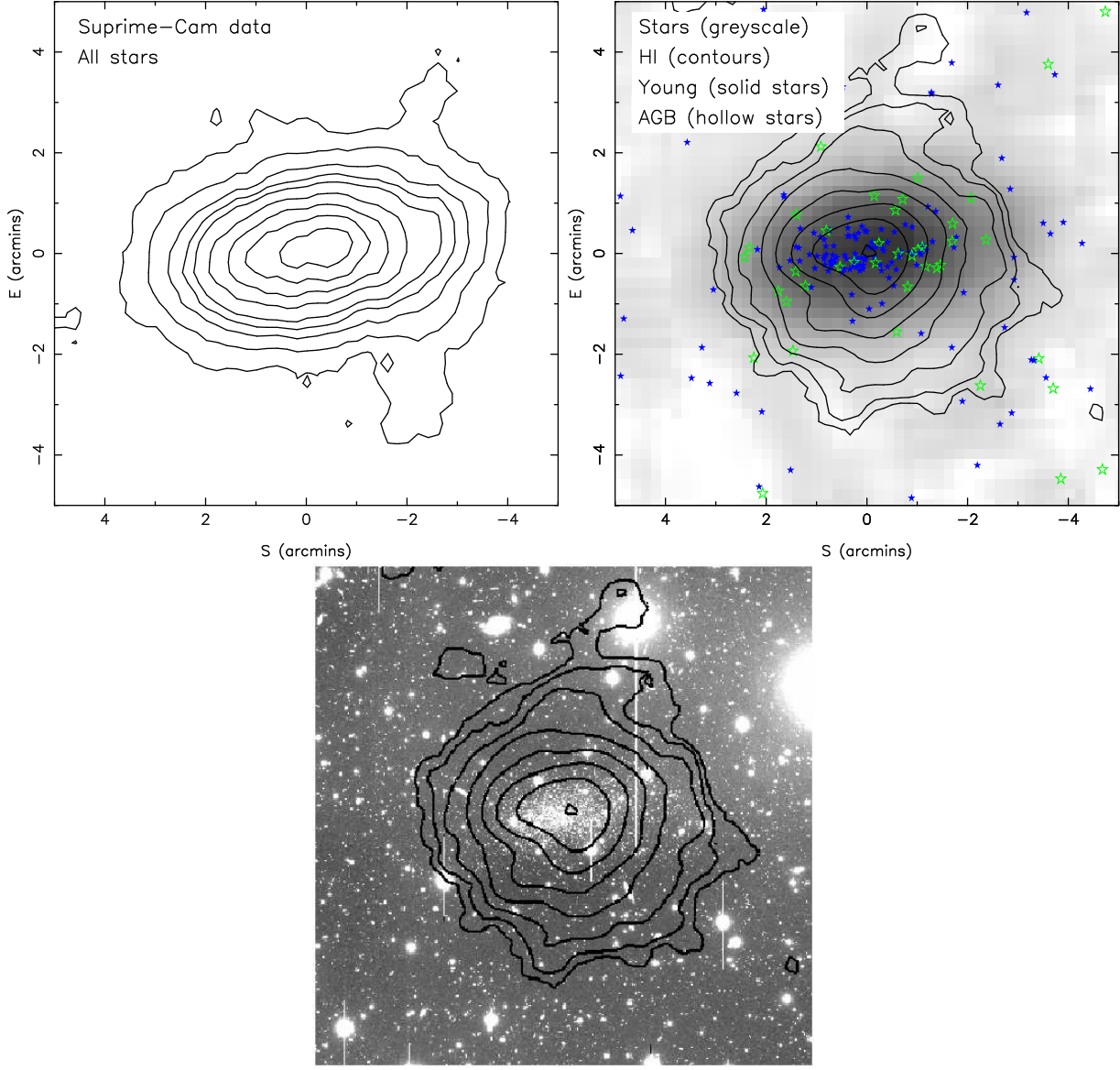


Figure 12. Top left panel: a contour map of the spatial distribution of all stellar sources in DDO210 which have $I_c < 26$ mags. Contour levels are set at 2, 5, 10, 15, 20, 30, 40, 50 and 60σ above the background. Top right panel: HI contours for DDO210, from low resolution VLA observations by Young et al. (2003). Contour levels are set at 0.1, 0.2, 0.4, 0.8, 1.6, 3.2, 6.4 and 12.8×10^{20} atoms cm^{-2} . The stellar distribution shown in the left panel is included as a linear grayscale. The solid stars represent the positions of candidate main sequence and blue loop satisfying $I < 24.3$ mags and $(V - I) < 0.5$, and the open stars represent the positions of candidate bright AGB stars, satisfying $1.3 < (V - I) < 1.7$ and $20.80 < I < 21.21$. Bottom panel: The I_c -band Suprime-Cam image of DDO210, with HI contours overlaid. The scale, orientation and contour levels are the same as in the previous panels.

where f is the observed number density of *all detected images* (not just stellar), f' is the actual number density and A' is the typical area of the image. Adopting this correction increases the number density of stars in the very central region by a factor of ~ 1.7 , but has little effect outside the inner ~ 1 arcmin.

The top left panel of Figure 12 shows the contour map of the spatial distribution of the stellar sources in DDO210. A linear filter has been applied to this map to smooth out structures below a scale of 1.4 arcmins. The contour levels have been set at 2, 5, 10, 15, 20, 30, 40, 50 and 60σ above the background. In order to estimate the back-

ground level, we constructed a histogram of the intensity distribution of pixels located in the outer parts of the Suprime-Cam field. We then performed a sigma-clipped fit of a Gaussian to this distribution, finding that the background stellar intensity is 32.57 ± 0.14 stars arcmin^{-2} , and $\sigma = 7.71 \pm 0.12$ stars arcmin^{-2} .

DDO210 has a fairly regular overall stellar structure for a dwarf galaxy, with no obvious substructures or irregular shaped isophotes. Its position angle and ellipticity can be quantified as a function of isophotal threshold in an identical way as in McConnachie & Irwin (2006), making use of standard image-analysis routines to calculate these quanti-

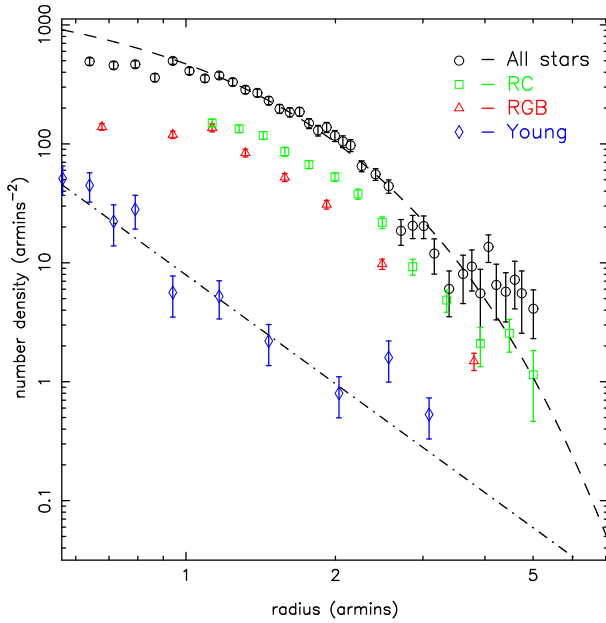


Figure 13. Radial profiles of various stellar populations in DDO210: all stars (black circles), red clump (green squares), RGB stars (red triangles) and young stars (blue diamonds). See text for colour cuts used. The RGB stars and red clump stars follow a similar exponential profile to the overall population (dashed curve). The young stars, however, follow a different radial profile, represented here by a power-law (dot-dashed line). Crowding may affect these profiles inside ~ 0.8 arcmin.

ties in a parameter-independent fashion. The position angle of DDO210, measured east from north, is $\theta = 98.7 \pm 1.0^\circ$, where the uncertainty indicates the variation in this quantity for the different isophotal thresholds. Clearly, the variation is minimal and no trends, such as isophotal rotation, are observed. The ellipticity ($\epsilon = 1 - b/a$), on the other hand, varies systematically as a function of radius in DDO210, such that the galaxy is more elongated at smaller radius ($\epsilon \sim 0.6$) and more circular at larger radius ($\epsilon \sim 0.4$). While this effect is not dramatic, it is sufficiently strong that it can be detected by eye in the top left panel of Figure 12.

The spatial distributions of the various stellar populations identified earlier can also be investigated separately by applying colour cuts on the CMD to isolate the stars belonging to these features. In particular, we isolate the following populations;

- (i) RGB stars. These are defined as stellar objects with $21.21 < I < 23.23$ mags, $I > -5.3 \times (V - I) + 28.2$, $I < -5.3 \times (V - I) + 29.8$;
- (ii) red clump stars. These are defined as stellar objects with $24.3 < I_c < 25.2$ mags;
- (iii) main sequence and blue-loop stars. These are defined as stellar objects with $I < 24.3$ mags, $(V - I) < 0.5$ mags.

Radial profiles are constructed for each of these populations by counting the number of stars in elliptical annuli, centered on DDO210, with a fixed position angle of $\theta = 98.7^\circ$ and a fixed ellipticity of $\epsilon = 0.5$. Using fixed values for these parameters ensures that the radial profile derived will be robust and suitable for comparison to models. Crowding and background corrections are applied in a similar way as for

the contour plot. Results are shown in Figure 13. Green squares represent the red clump component, red triangles represent the RGB component, and blue diamonds represent the young stellar component. Also shown as black circles is the radial distribution of the overall stellar population, defined in the same way as for the contour plot. Error bars show the combined uncertainty of the Poisson error in the counts and the uncertainty in the background estimate. Each bin has a minimum signal-to-noise ratio of 10, with the exception of the young stellar profile. Here, the fewer stars available require us to use a lower signal-to-noise threshold of 2.5. The radial profiles stop at the point at which they level out, indicating that we can no longer trace the DDO210 population. The inner ~ 0.8 of some of the profiles may be unreliable due to crowding effects, but the outer parts of the profile remain unaffected.

The dashed curve in Figure 13 is an exponential fit to the overall stellar population of DDO210, and has a scale-length of $r_e = 0.66 \pm 0.02$ arcmins (half light radius, $r_{1/2} = 1.1 \pm 0.03$ arcmins), corresponding to $r_e = 206 \pm 10$ pc at the distance of DDO210. Only points beyond 1 arcmin were used in the fit to avoid crowding issues. An exponential function with a similar scale length also matches the RGB and red clump radial profiles equally well ($\chi^2_{reduced} = 1.8$). This is unsurprising, given that most of the stars in DDO210 are red clump or RGB stars, and that it is probable that most of these stars arise in the same star formation episode.

On the other hand, the youngest stars in DDO210 are not distributed in the same way as the older populations. The radial distribution of the main-sequence and blue-loop stars is better approximated by a power law (dot-dashed line), of index $n = -3.0 \pm 0.3$ ($\chi^2_{reduced} = 1.5$). Clearly, the recent star formation in this galaxy occurred in a spatially more concentrated region than the earlier epoch(s) of star formation. This difference in the radial profiles of the young and older stellar populations confirms and quantifies the suggestion by L99 that the central regions of DDO210 have seen an enhancement in the SFR during the last few hundred Myrs.

The radial profiles of the older stellar populations in DDO210 bears some similarity to the radial profile of Leo A, derived by Vansevičius et al. (2004). These authors found that, beyond a radius of $\simeq 5.5$ arcmins, the slope of the radial profile of Leo A changes and becomes shallower (their Figure 3). They argued that this represented a detection of a halo component in Leo A. DDO210 is sufficiently faint that we are unable to trace the stellar component out to much beyond ~ 5 arcmins, to see if there is a similar change in slope for this galaxy. The distribution of younger stars in Leo A is also different to its older populations, but in Leo A the gaseous distribution is similar to the RGB stars. As we show in the next section, this is not the case for DDO210.

4.3 The gaseous structure

Given our findings in the previous section, it is interesting to explore the spatial distribution of the gas in DDO210, to see if and how this correlates with the stellar distribution, especially the young stars. The HI content of DDO210 has been relatively well-studied, starting with the survey by Fisher & Tully (1975). More recently, Lo et al. (1993)

have measured the HI mass in DDO210 to be $3 \times 10^6 M_\odot$. Young et al. (2003) measure the radius to which the HI column density has dropped to $10^{20} \text{ atoms cm}^{-2}$, and compare this to the radius of the 25 mags per sq arcsec stellar isophote. They find that the ratio of these HI to optical scale lengths is approximately 2:1, which is typical of dIrr galaxies. The peak column density of HI is likewise typical, at $\sim 1.3 \times 10^{21} \text{ atoms cm}^{-2}$. L. Young has kindly sent us her HI data for DDO210, and we have plotted the low-resolution data onto a grayscale image of the stellar distribution (linear scale) in the top right panel of Figure 12. Also plotted as individual points in this panel are the candidate main sequence and blue plume stars from our Suprime-Cam imaging. The bottom panel of Figure 12 shows, on the same scale, the HI contours overlaid on the *I*-band Suprime-Cam image of DDO210.

It is clear from Figure 12 that the overall stellar and HI spatial morphologies of DDO210 are different, insofar as the HI distribution is predominantly spherical, whereas the stellar distribution is much more elliptical. Young et al. (2003) noted that DDO210 displayed a large scale velocity gradient, and later observations by Begum & Chengalur (2004) measured a rotation curve for the HI, which peaks at $\sim 16 \text{ km s}^{-1}$. The kinematic major axis of the rotation shows significant warping, and its position angle changes substantially with radius. However, this variation generally follows the morphological position angle derived from fits to the HI distribution. At ~ 2 arcmins from the center of the HI distribution, the position angles of the kinematic and morphological HI axes are $\sim 95^\circ$, which is in good agreement with the position angle we derive for the stellar distribution. Begum & Chengalur (2004) also derive an inclination for DDO210 of $27^\circ \pm 7^\circ$, based upon the assumption that the actual shape of the HI is circular. Using a similar assumption, we find that the inclination of DDO210 from its stellar distribution varies between $\sim 55^\circ$ and $\sim 65^\circ$, in agreement with L99 and significantly different to the HI value. Based on these numbers, we consider it unlikely that the majority of stars in DDO210 are distributed in a disk, and so the inclination we derive is unlikely to be meaningful. Begum & Chengalur (2004) reach the same conclusion. We note that the fact that most of the stars are radially distributed in an exponential profile is *not* evidence that the stars are distributed in a disk. Although exponential profiles match disks very well, our experience with dSph galaxies shows that these too are well described by exponential profiles (Irwin & Hatzidimitriou 1995; McConnachie & Irwin 2006; see also Faber & Lin 1983). We also note that these findings do not prevent *some* stars in DDO210 from being distributed in a disk.

Young et al. (2003) and Begum & Chengalur (2004) both overlay their HI contours on optical images of DDO210 and note that the optical component appears to be offset from the HI component. A comparison of the panels of Figure 12 reveals the cause of this apparent offset. The lower panel shows that the brightest optical emission and the HI contours are not centered on one another, whereas the top two panels show that the overall stellar and HI content of DDO210 are centered on one another. The reason for this disparity is that the *young* stellar component, to which the brightest stars in DDO210 belong, is not clumped in the middle of DDO210, but is instead offset a few arcmins to

the east. This is easily visible from the top right panel. Since a few young stars contribute far more light than many older stars, the optical emission is biased towards tracing this population, rather than the majority older population. It is interesting to note that the highest density of young stars occurs at a point where there is a slight ‘dent’ in the HI contours, perhaps suggesting that some event caused the gas to be asymmetrically compressed, triggering off-center star formation. Alternatively, the off-center star formation may be due to recently captured gas, which has not become fully virialised. Finally, we also note that the stellar component of DDO210 is significantly more extended than suggested by the optical image, and effectively extends out as far as the HI.

5 DISCUSSION: IS THIS THE DAWNING OF THE AGE OF AQUARIUS?

DDO210 is dominated by an intermediate age stellar population. In this respect, it resembles Leo A, another relatively isolated Local Group galaxy which has been shown to consist of a predominantly young ($< 2 \text{ Gyr}$) stellar population (Tolstoy et al. 1998). Leo A is located $\sim 690 \text{ kpc}$ from the MW (Mateo 1998), and it is conceivable that it is on a highly radial orbit around the MW. Interactions may have affected its SFH. In particular, the presence of RR Lyrae stars in Leo A shows that it has an old component, and may well have had ongoing, low-level, star formation until a few Gyr ago, when the star formation rate increased. This may have been brought on by a close encounter with the MW which triggered enhanced star formation.

DDO210, on the other hand, is even more isolated than Leo A, and external tidal effects from the MW and M31 cannot have played a significant role in its evolution (Equation 1). Interactions are not likely to have affected its observable properties, and so its unusual SFH must be explained without recourse to interactions. The total mass of DDO210 is important to consider as well, since its circular velocity is $\sim 16 \text{ km s}^{-1}$, implying a mass of $\sim 10^{7-8} M_\odot$ (Begum & Chengalur 2004). DDO210 is an intrinsically low mass galaxy which has not interacted with large masses, and yet it did not form most of its stars until $\sim 4 \text{ Gyr}$ ago.

What seems clear is that DDO210 must have accreted its gas prior to reionisation, since it is far too low mass to successfully accrete gas post-reionisation. Since the virial temperature of DDO210’s halo will not have been vastly higher than the temperature of the accreted gas, the gas will probably have remained in a relatively diffuse configuration in the dark matter halo. What star formation occurred at these early times (if any) will have been small and will have been confined to localised gaseous overdensities, rather than acting on a global scale. Deeper observations are required to determine the exact fraction of old stars in this galaxy. Since the gas never really collapsed all the way to the center of this system, then a bona-fide disk will not have had a chance to form. This would explain why we, along with others, conclude that it is unlikely that the dominant structure in DDO210 is a disk.

Why are most stars intermediate age? It could be that DDO210 continued to accrete mass (but not gas) post-reionisation, such that eventually the gas collapsed suffi-

ciently that star formation proceeded at a reasonable rate and formed the dominant intermediate age component. Alternatively, it may be that the gas eventually collapsed sufficiently without the overall mass of DDO210 increasing, either through random perturbations or via normal cooling mechanisms.

The above is, of course, speculation, but a scenario such as this seems plausible given our results and the current cosmological paradigm. As well as the dominant intermediate age population, however, the recent SFH of DDO210 is also unusual. The current SFR in DDO210 is basically zero ($< 0.000003 M_{\odot} \text{ yr}^{-1}$; van Zee et al. 1997; Young et al. 2003), even although this galaxy was forming stars as recently as a few tens of Myrs ago. We quantify this apparent inconsistency by assuming DDO210 has formed all of its young stars within the past 500 Myrs. We compare the number of young stars observed in the colour – magnitude range ($V - I < 0.5$, $I < 24.3$ mags) with the corresponding number in an IAC-STAR simulation, convolved with our error distribution, which has a constant SFR over the last 500 Myrs. In order to match the number of young stars observed, the average SFR over the last 500 Myrs must be $\sim 0.0002 M_{\odot} \text{ yr}^{-1}$ ie. nearly two orders of magnitude larger than the derived upper limit on the current SFR. It could be that the recent SFH of DDO210 is best characterised by a very low, relatively constant SFR, interrupted by periods of inactivity. This ‘gasping’ star formation scenario has already been implied for several other Local Group galaxies (eg. Tosi et al. 1991).

The young stars in DDO210 are not centered in the middle of the galaxy, but are offset a few arcmins to the east. This location is coincident with a slight dent in the HI, and perhaps suggests that some recent event, such as an interaction, could have triggered off-center star formation in this galaxy (although what could have interacted with DDO210 is a mystery!). Alternatively, the off-center star formation may be due to recently captured gas, which has not yet become fully virialised. The fact that the young stars are still clumped on a scale of ~ 1 arcmin (~ 0.3 kpc) suggests that they were probably born with a relatively small velocity dispersion ($\sigma \sim 3 - 6 \text{ km s}^{-1}$). We note that Dohm-Palmer et al. (2002) showed that the recent star formation in Sextans A was not confined to the center of the galaxy, and seemed to migrate with time. They argued that star formation in one part of a cloud could cause star formation in another part of the cloud, by triggering instabilities in the gas. In this case, no interactions would be required to explain the spatial location of the young stars, which would reconcile our finding with the splendid isolation of DDO210.

Finally, we note that the presence of a spatially extended intermediate age population and a centrally concentrated young population is compelling evidence for the presence of multiple structural components in DDO210. The systematic change in ellipticity of DDO210 as a function of radius supports this claim. These findings provide yet more evidence that dwarf galaxies are not simple single component stellar systems (eg. Sculptor, Tolstoy et al. 2004; Leo A, Vansevičius et al. 2004; NGC6822, Demers et al. 2005; Andromeda II, McConnachie & Irwin 2006).

6 SUMMARY

We have used deep *VI* imaging from the Subaru Suprime-Cam wide field camera, and *BR* imaging from VLT FORS1, to analyse the stellar content, SFH and structural properties of the low mass, isolated, Local Group transition-type dwarf galaxy DDO210. We confirm the distance modulus of this galaxy to be $(m - M)_o = 25.15 \pm 0.08$ mags. Main sequence and blue loop stars are consistent with having formed within the past 60 Myrs, whereas the luminosity of the brightest AGB stars show that this galaxy must have been forming stars within the past 3 – 6 Gyr. This is consistent with the age estimate derived from the mean *I*-band magnitude of the red clump, which shows that the majority of stars have an average age of 4_{-1}^{+2} Gyr. From the shape of the red clump, we estimate that any contribution from stars with ages ≥ 7 Gyr, if present at all, cannot amount to more than $\sim 20 - 30\%$. We discuss the implications of this rather unusual SFH within the cosmological context of dwarf galaxies. In this respect, DDO210 provides a useful insight into star formation in low mass haloes, since tidal effects cannot have affected the evolution of this isolated system.

The young stars in DDO210 have a different radial distribution to the intermediate age population, and are offset to the east of this older population. When compared with the spatial distribution of HI, we find that the highest density of young stars is coincident with an apparent ‘dent’ in the HI contours. In addition, the strong difference in the radial distribution of the intermediate age stars compared with the centrally concentrated young population, supports the idea that DDO210 consists of multiple structural components. Clearly, dwarf galaxies are not simple stellar systems.

ACKNOWLEDGMENTS

We would like to thank the referee, Myung Gyoon Lee, for a careful reading and helpful comments. This work has made use of the IAC-STAR Synthetic CMD computation code. IAC-STAR is supported and maintained by the computer division of the Instituto de Astrofísica de Canarias. We are grateful to Lisa Young for sending us her HI data which we have used in this paper, and to Myung Gyoon Lee for providing their photometry of DDO210 to allow for the comparison between datasets. AM would like to thank Kim Venn and Jorge Penarrubia for enjoyable discussions during the preparation of this work, James Bullock for insight into linking cosmology with star formation histories, and Sara Ellison and Julio Navarro for financial support. This work is partly supported by a Grant-in-Aid for Science Research (No.16540223) by the Japanese Ministry of Education, Culture, Sports, Science and Technology.

REFERENCES

- Aparicio, A., Carrera, R., & Martínez-Delgado, D. 2001, AJ, 122, 2524
- Aparicio, A. & Gallart, C. 2004, AJ, 128, 1465
- Aparicio, A., Gallart, C., & Bertelli, G. 1997, AJ, 114, 680
- Barker, M. K., Sarajedini, A., & Harris, J. 2004, ApJ, 606, 869
- Begum, A. & Chengalur, J. N. 2004, A&A, 413, 525

- Bellazzini, M., Ferraro, F. R., & Pancino, E. 2001, *ApJ*, 556, 635
- Bellazzini, M., Gennari, N., & Ferraro, F. R. 2005, *MNRAS*, 360, 185
- Belokurov, V., Zucker, D. B., Evans, N. W., Wilkinson, M. I., Irwin, M. J., Hodgkin, S., Bramich, D. M., Irwin, J. M., Gilmore, G., Willman, B., Vidrih, S., Newberg, H. J., Wyse, R. F. G., Fellhauer, M., Hewett, P. C., Cole, N., Bell, E. F., Beers, T. C., Rockosi, C. M., Yanny, B., Grebel, E. K., Schneider, D. P., Lupton, R., Barentine, J. C., Brewington, H., Brinkmann, J., Harvanek, M., Kleinman, S. J., Krzesinski, J., Long, D., Nitta, A., Smith, J. A., & Snedden, S. A. 2006, *astro-ph/0604355*
- Bertelli, G., Bressan, A., Chiosi, C., Fagotto, F., & Nasi, E. 1994, *A&AS*, 106, 275
- Bullock, J. S., Kravtsov, A. V., & Weinberg, D. H. 2000, *ApJ*, 539, 517
- Cole, A. A. 1998, *ApJ*, 500, L137
- Da Costa, G. S. & Armandroff, T. E. 1990, *AJ*, 100, 162
- de Vaucouleurs, G., de Vaucouleurs, A., & Buta, R. 1983, *AJ*, 88, 764
- Demers, S., Battinelli, P., & Kunkel, W. E. 2005, *astro-ph/0510778*
- Dohm-Palmer, R. C., Skillman, E. D., Mateo, M., Saha, A., Dolphin, A., Tolstoy, E., Gallagher, J. S., & Cole, A. A. 2002, *AJ*, 123, 813
- Durrell, P. R., Harris, W. E., & Pritchett, C. J. 2001, *AJ*, 121, 2557
- Einasto, J., Saar, E., Kaasik, A., & Chernin, A. D. 1974, *Nature*, 252, 111
- Faber, S. M. & Lin, D. N. C. 1983, *ApJ*, 266, L17
- Ferraro, F. R., Messineo, M., Fusi Pecci, F., de Palo, M. A., Straniero, O., Chieffi, A., & Limongi, M. 1999, *AJ*, 118, 1738
- Fisher, J. R. & Tully, R. B. 1975, *A&A*, 44, 151
- Gallart, C., Freedman, W. L., Aparicio, A., Bertelli, G., & Chiosi, C. 1999a, *AJ*, 118, 2245
- Gallart, C., Freedman, W. L., Mateo, M., Chiosi, C., Thompson, I. B., Aparicio, A., Bertelli, G., Hodge, P. W., Lee, M. G., Olszewski, E. W., Saha, A., Stetson, P. B., & Suntzeff, N. B. 1999b, *ApJ*, 514, 665
- Gallart, C., Zoccali, M., & Aparicio, A. 2005, *ARA&A*, 43, 387
- Girardi, L., Bertelli, G., Bressan, A., Chiosi, C., Groenewegen, M. A. T., Marigo, P., Salasnich, B., & Weiss, A. 2002, *A&A*, 391, 195
- Girardi, L., Groenewegen, M. A. T., Weiss, A., & Salaris, M. 1998, *MNRAS*, 301, 149
- Girardi, L. & Salaris, M. 2001, *MNRAS*, 323, 109
- Gnedin, N. Y. & Kravtsov, A. V. 2006, *astro-ph/0601401*
- Grebel, E. K., Gallagher, J. S., & Harbeck, D. 2003, *AJ*, 125, 1926
- Greggio, L., Marconi, G., Tosi, M., & Focardi, P. 1993, *AJ*, 105, 894
- Hopp, U. & Schulte-Ladbeck, R. E. 1995, *A&AS*, 111, 527
- Hurley-Keller, D., Mateo, M., & Nemec, J. 1998, *AJ*, 115, 1840
- Irwin, M. & Hatzidimitriou, D. 1995, *MNRAS*, 277, 1354
- Irwin, M. J. & Trimble, V. 1984, *AJ*, 89, 83
- Karachentsev, I. D., Sharina, M. E., Makarov, D. I., Dolphin, A. E., Grebel, E. K., Geisler, D., Guhathakurta, P., Hodge, P. W., Karachentseva, V. E., Sarajedini, A., & Seitzer, P. 2002, *A&A*, 389, 812
- Kauffmann, G., White, S. D. M., & Guiderdoni, B. 1993, *MNRAS*, 264, 201
- Klypin, A., Kravtsov, A. V., Valenzuela, O., & Prada, F. 1999, *ApJ*, 522, 82
- Kravtsov, A. V., Gnedin, O. Y., & Klypin, A. A. 2004, *ApJ*, 609, 482
- Lee, M. G., Aparicio, A., Tikonov, N., Byun, Y., & Kim, E. 1999, *AJ*, 118, 853
- Lee, M. G., Freedman, W. L., & Madore, B. F. 1993, *ApJ*, 417, 553
- Lejeune, T., Cuisinier, F., & Buser, R. 1997, *A&AS*, 125, 229
- Lo, K. Y., Sargent, W. L. W., & Young, K. 1993, *AJ*, 106, 507
- Méndez, B., Davis, M., Moustakas, J., Newman, J., Madore, B. F., & Freedman, W. L. 2002, *AJ*, 124, 213
- Majewski, S. R., Siegel, M. H., Patterson, R. J., & Rood, R. T. 1999, *ApJ*, 520, L33
- Marconi, G., Focardi, P., Greggio, L., & Tosi, M. 1990, *ApJ*, 360, L39
- Mateo, M. L. 1998, *ARA&A*, 36, 435
- Mayer, L., Governato, F., Colpi, M., Moore, B., Quinn, T., Wadsley, J., Stadel, J., & Lake, G. 2001a, *ApJ*, 559, 754
- . 2001b, *ApJ*, 547, L123
- McConnachie, A. W. & Irwin, M. J. 2006, *MNRAS*, 365, 1263
- McConnachie, A. W., Irwin, M. J., Ferguson, A. M. N., Ibata, R. A., Lewis, G. F., & Tanvir, N. 2004, *MNRAS*, 350, 243
- . 2005, *MNRAS*, 356, 979
- Monaco, L., Ferraro, F. R., Bellazzini, M., & Pancino, E. 2002, *ApJ*, 578, L47
- Moore, B., Quinn, T., Governato, F., Stadel, J., & Lake, G. 1999, *MNRAS*, 310, 1147
- Mould, J. & Aaronson, M. 1979, *ApJ*, 232, 421
- . 1980, *ApJ*, 240, 464
- Paczynski, B. & Stanek, K. Z. 1998, *ApJ*, 494, L219
- Rejkuba, M., Da Costa, G. S., Jerjen, H., Zoccali, M., & Binggeli, B. 2005, *astro-ph/0512366*
- Ricotti, M. & Gnedin, N. Y. 2005, *ApJ*, 629, 259
- Sakai, S., Madore, B. F., & Freedman, W. L. 1996, *ApJ*, 461, 713
- Schlegel, D. J., Finkbeiner, D. P., & Davis, M. 1998, *ApJ*, 500, 525
- Stephens, A. W. & Frogel, J. A. 2002, *AJ*, 124, 2023
- Susa, H. & Umemura, M. 2004, *ApJ*, 600, 1
- Tolstoy, E., Gallagher, J., Greggio, L., Tosi, M., de Marchi, G., Romaniello, M., Minniti, D., & Zijlstra, A. 2000, *The Messenger*, 99, 16
- Tolstoy, E., Gallagher, J. S., Cole, A. A., Hoessel, J. G., Saha, A., Dohm-Palmer, R. C., Skillman, E. D., Mateo, M., & Hurley-Keller, D. 1998, *AJ*, 116, 1244
- Tolstoy, E., Irwin, M. J., Helmi, A., Battaglia, G., Jablonka, P., Hill, V., Venn, K. A., Shetrone, M. D., Letarte, B., Cole, A. A., Primas, F., Francois, P., Arimoto, N., Sadakane, K., Kaufer, A., Szeifert, T., & Abel, T. 2004, *ApJ*, 617, L119
- Tolstoy, E. & Saha, A. 1996, *ApJ*, 462, 672
- Tosi, M., Greggio, L., Marconi, G., & Focardi, P. 1991, *AJ*, 102, 951
- Udalski, A., Szymanski, M., Kubiak, M., Pietrzynski, G.,

- Wozniak, P., & Zebrun, K. 1998, *Acta Astronomica*, 48, 1
- van den Bergh, S. 1959, *Publ. David Dunlop Obs.*, 2, 147
- . 1979, *Memorie della Societa Astronomica Italiana*, 50, 11
- . 1999, *A&A Rev.*, 9, 273
- van Zee, L., Haynes, M. P., & Salzer, J. J. 1997, *AJ*, 114, 2479
- VandenBerg, D. A., Bergbusch, P. A., & Dowler, P. D. 2005, *astro-ph/0510784*
- VandenBerg, D. A. & Clem, J. L. 2003, *AJ*, 126, 778
- Vansevičius, V., Arimoto, N., Hasegawa, T., Ikuta, C., Jablonka, P., Narbutis, D., Ohta, K., Stonkutė, R., Tamura, N., Vansevičius, V., & Yamada, Y. 2004, *ApJ*, 611, L93
- Willman, B., Dalcanton, J. J., Martinez-Delgado, D., West, A. A., Blanton, M. R., Hogg, D. W., Barentine, J. C., Brewington, H. J., Harvanek, M., Kleinman, S. J., Krzesinski, J., Long, D., Neilsen, E. H., Jr., Nitta, A., & Snedden, S. A. 2005, *astro-ph/0503552*
- Willman, B., Masjedi, M., Hogg, D. W., Dalcanton, J. J., Martinez-Delgado, D., Blanton, M., West, A. A., Dotter, A., & Chaboyer, B. 2006, *astro-ph/0603486*
- Yahil, A., Tammann, G. A., & Sandage, A. 1977, *ApJ*, 217, 903
- Young, L. M., van Zee, L., Lo, K. Y., Dohm-Palmer, R. C., & Beierle, M. E. 2003, *ApJ*, 592, 111
- Zucker, D. B., Belokurov, V., Evans, N. W., Wilkinson, M. I., Irwin, M. J., Sivarani, T., Hodgkin, S., Bramich, D. M., Irwin, J. M., Gilmore, G., Willman, B., Vidrih, S., Fellhauer, M., Hewett, P. C., Beers, T. C., Bell, E. F., Grebel, E. K., Schneider, D. P., Newberg, H. J., Wyse, R. F. G., Rockosi, C. M., Yanny, B., Lupton, R., Smith, J. A., Barentine, J. C., Brewington, H., Brinkmann, J., Harvanek, M., Kleinman, S. J., Krzesinski, J., Long, D., Nitta, A., & Snedden, S. A. 2006a, *astro-ph/0604354*
- Zucker, D. B., Kniazev, A. Y., Bell, E. F., Martínez-Delgado, D., Grebel, E. K., Rix, H., Rockosi, C. M., Holtzman, J. A., Walterbos, R. A. M., Annis, J., York, D. G., Ivezić, Ž., Brinkmann, J., Brewington, H., Harvanek, M., Hennessy, G., Kleinman, S. J., Krzesinski, J., Long, D., Newman, P. R., Nitta, A., & Snedden, S. A. 2004, *ApJ*, 612, L121
- Zucker, D. B., Kniazev, A. Y., Martinez-Delgado, D., Bell, E. F., Rix, H.-W., Grebel, E. K., Holtzman, J. A., Walterbos, R. A. M., Rockosi, C. M., York, D. G., Barentine, J. C., Brewington, H., Brinkmann, J., Harvanek, M., Kleinman, S. J., Krzesinski, J., Long, D., Neilsen, E. H., Jr., Nitta, A., & Snedden, S. A. 2006b, *astro-ph/0601599*