

---

# Gas flows and bars in galaxies

F. Combes

LERMA, Observatoire de Paris, 61 Av. de l'Observatoire, F-75014, Paris, France  
francoise.combes@obspm.fr

**Summary.** Dynamical evolution of spiral galaxies is strongly dependent on non-axisymmetric patterns that develop from gravitational instabilities, either spontaneously or externally triggered. Some evolutionary sequences are described through which a galaxy could possibly concentrate mass and build bulges, how external gas accretion from cosmic filaments could be funneled to the galaxy disks, and intermittently driven to the galaxy center, to form nuclear starbursts and fuel an active nucleus. The frequency of both bars and lopsidedness can be used to constrain the gas accretion rate.

## 1 Evidence of gas flow, central star formation and pseudo-bulge formation

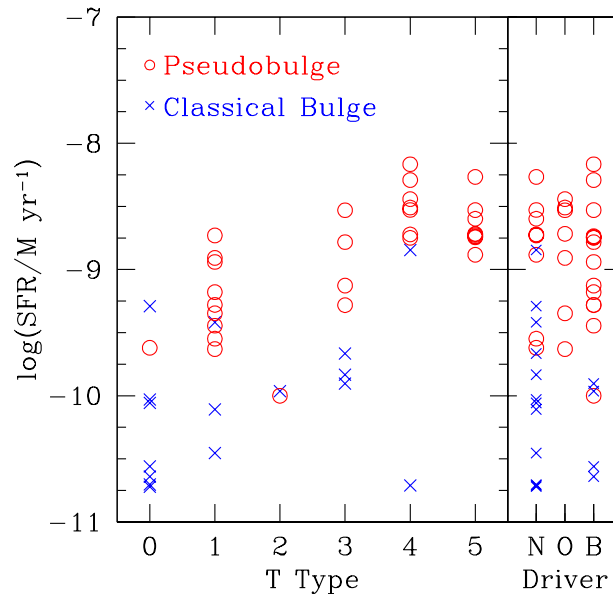
### 1.1 Molecular gas in barred galaxies

Sakamoto et al (1999) from a sample of 20 nearby galaxies were the first to notice that barred galaxies had a larger gas concentration in the central kiloparsec than unbarred galaxies, confirming that bar instabilities were able to drive gas inflow towards the center. Sheth et al (2005) from a sample of about 45 galaxies from BIMA-SONG confirm the larger CO concentration for barred galaxies, and find that the nuclear molecular gas is 4 times more abundant in early-types than late-types, suggesting the gas inflow are larger, possibly due to the existence of inner Lindblad resonances (ILR), expected when the mass is concentrated due to bulges. Jogee et al (2005) further note that barred galaxies have a large circumnuclear surface densities in molecules, and this triggers the nuclear starbursts currently observed there. The observation of non-starbursting gas-rich barred galaxies allows to distinguish several phases of evolution: the first phase reveals gas inflow, non circular motions (since the gas is partly in the bar), and the gas is accumulating at the outer ILR, there is no starburst. In the end-phase, the gas has been driven down to the inner ILR, runs in nearly circular orbits, and the galaxy experiences a nuclear

starburst of 3-11  $M_{\odot}/\text{yr}$ . Molecular gas surface densities reach up to 500-3500  $M_{\odot}/\text{pc}^2$ , or 10-30% of dynamical mass in the center.

## 1.2 Star formation in the center of spiral galaxies

Recent work on star formation in the central kpc of galaxies has shown that galaxies with pseudo-bulges are more frequently the host of starbursts. Pseudo-bulges are components intermediate between spheroids and disks, in the sense of light distribution (Sersic index  $n$  between 1 and 2) of flattening and kinematics (more rotation than classical bulge, Kormendy & Kennicutt 2004). Fisher (2006) has recently made a star-formation study on a sample of 50 galaxies observed by Spitzer. Pseudo-bulges were identified on HST images from the presence of disk structure in the center, i.e. nuclear disks nuclear bars, and high ellipticity. The star formation was traced from the PAH emission at 8 micron wavelength. As shown in Fig 1, star formation inside 1.5 kpc is clearly larger in pseudo-bulge galaxies, and among them, central starbursts are preferentially in barred galaxies, then in galaxies with oval perturbations. Nuclear star formation in the form of  $H\alpha$  nuclear rings are also preferentially found in barred galaxies (Knapen 2005, and this meeting).



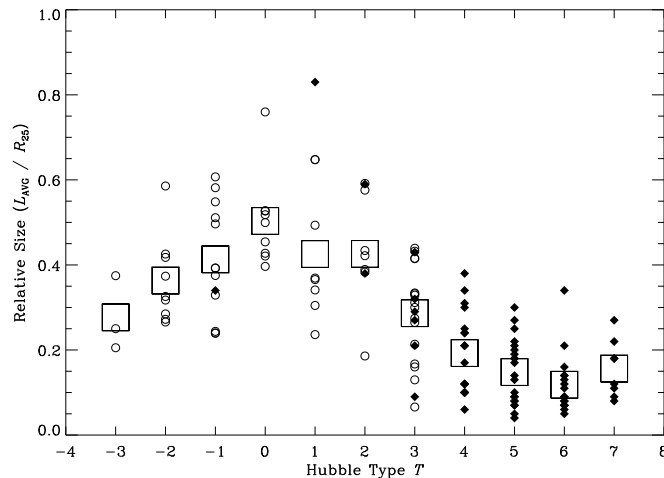
**Fig. 1.** Specific SFR of the central 1.5 kpc, for a sample of 50 galaxies, from Fisher (2006), as a function of morphological type (left), and as a function of secular driving mechanism (B=bar, O=oval, and N=neither bar nor oval). Pseudo-bulge galaxies (red circles) have clearly larger central specific SFR than classical bulge ones (crosses).

Peeples & Martini (2006) study the relation between bar strength (in terms of  $Q_b$ ) and circumnuclear dust. Dust is distributed preferentially in nuclear rings for barred galaxies. SB(r) galaxies are less strongly barred and have less dust structure than SB(s) galaxies. This can be understood as an evolutionary process, since rings are formed in a second phase in barred galaxies, where first a spiral structure forms.

### 1.3 Bar length and type, $\Omega_b$ and dynamical friction

In a recent study of about 140 galaxies, Erwin (2005) confirms that bars are longer in early-types than in late-type galaxies, both when normalized with the optical radius  $R_{25}$ , or with the exponential scale-length  $h$  (see Figure 2). The size of bars does not depend on their strength.

These observational results can be confronted to predictions from numerical models. The length of bars is tightly related to their pattern speed, since stellar orbits support the bar until its corotation only. In the presence of a large mass of dark matter inside the bar radius, bars should slow down through dynamical friction against the dark matter particles (Debattista & Sellwood 2000), and bars should then be too long and slow compared to observations. This puts constraints on the dark matter distribution in spiral galaxies, and favors maximal disks. But in some cases, the transfer of angular momentum to the dark halo can be minimized (Valenzuela & Klypin 2003).



**Fig. 2.** Sizes of bars (deprojected) relative to their disc radius  $R_{25}$ , as a function of morphological type, from Erwin (2005). The various symbols correspond to various samples. Large boxes are mean values for each type.

The length of bars is interesting under the point of view of secular evolution, since it is predicted to vary along the successive evolution phases, and is then a tracer of the past history of the galaxy. Bars begin their life with a high pattern speed and a short length (as in late-types) and then slow down and increase their length, as in early-types. This simple scenario is slightly modified when bar destruction and reformation is taken into account: with gas accretion, new bars are generally shorter. They appear late-type just after gas accretion (Bournaud & Combes 2002). Tidal interactions on the contrary can produce longer bars (Holley-Bockelmann et al 2005), depending on mass and distance of the satellites.

In edge-on galaxies, the length of bars can be traced by the size of the peanut-shape. The maximum height of the peanut occurs at the z-resonance with the bar, a function of its pattern speed. When the bar slows down through angular momentum transfer with the halo, the radius of the resonance shifts outwards. Several peanut buckling can occur successively (Martinez-Valpuesta et al 2006).

## 2 Bar destruction and reformation

Along the secular evolution, bars are robust and long-lived features only in pure stellar disks. When gaseous disks are taken into account in numerical simulations, bars are observed to weaken and disappear (e.g. Friedli et al 1994, Bournaud & Combes 2002). This was long attributed to the building of a central mass concentration, due to the gas inflow towards the center (Hasan et al 1993). However, when the central mass concentration is considered alone, it does not destroy the bar (Shen & Sellwood 2004). The details of the evolution are now much better understood: gas is driven inwards by the bar torques. The gas angular momentum is taken up by the bar wave. The latter has a negative angular momentum, being contained inside its corotation (CR). Providing positive angular momentum to the wave is sufficient to weaken or destroy the bar, since the total gas angular momentum from CR to center is of the same order as the bar wave momentum (Bournaud et al 2005a).

Since it is not the central mass concentration which destroys the bar, it is relatively easy to reform a bar, after a bar episode is completed. Substantial gas accretion is required to replenish the disk, and to make it cold and again unstable to bar formation (Block et al 2002). Several bar episodes can then occur in a given galaxy, with a time scales of a few Gyr each, provided that the galaxy mass is doubled in 10 Gyr typically, which is compatible with cosmological accretion rates.

It is interesting to note that the angular momentum transfer mediated by the bar, redistributes the mass in galaxies and produces exponential light profiles, as observed in spiral galaxies. Recently, several exponential components have been identified in galaxy disks, separated by breaks in the density

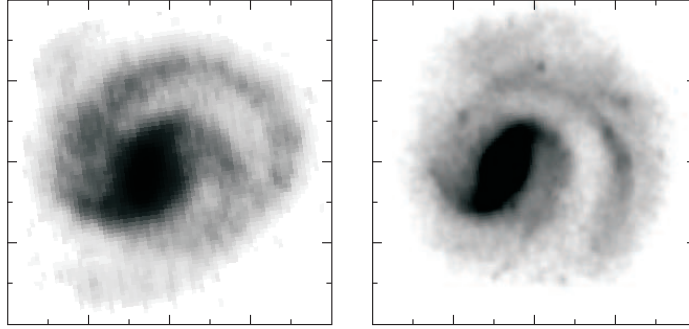
profiles (Pohlen 2002). These could be the consequence of the past activity of several bars along the secular evolution.

Secular evolution with continuous gas accretion can also trigger starbursts, and mimic galaxy interactions. Gas is accreted from CR onto the central regions only intermittently, when the bar is at its maximum strength. Gaseous nuclear disks are then formed in a short time-scale, and starbursts may be triggered. Repeating starbursts have been observed in some barred galaxies (cf Allard et al 2006). In the mean time, external gas continuously accreted accumulates in the outer parts, and can inflow to replenish the disk only when the bar has been weakened. Just after gas accretion, which is in general asymmetric, galaxies look peculiar: lopsidedness and warping structures can not only be due to galaxy-galaxy interactions but also to asymmetric mass accretion.

### 3 Gas accretion and $m = 1$ perturbations

The quantification of observed bar frequency from the near-infrared images of the OSU sample (Eskridge et al 2002) has been used to put constraints on the gas accretion rate (Block et al 2002). The same can be done for the lopsided perturbations (or Fourier  $m = 1$ ). This asymmetrical perturbation is very frequently observed in galaxies, even in the absence of any companion. Half of the HI profiles in sample of 1700 galaxies have been found asymmetric (Richter & Sancisi 1994), and these perturbations are even more frequent in late-type galaxies (Matthews et al 1998). Stellar disks also participate in those asymmetries (Zaritsky & Rix 1997). About 20% of galaxies have the normalized  $m = 1$  Fourier coefficient in near-infrared surface density A1 larger than 0.2, and in about 2/3 of galaxies, an external mechanism is required to explain these asymmetries, that are above the expected amplitude of spontaneous internal perturbations.

The influence of companions however does not appear to be the solution: most lopsided galaxies are isolated (Wilcots & Prescott 2004), and when companions are seen, the A1 parameter is not correlated with the tidal index, computed from the mass ratio between the observed neighbours and the target, and inversely proportional to the cube of their distance. In any case, interactions cannot explain that A1 is higher in late-type galaxies (Bournaud et al 2005b). External gas accretion, which is likely to be asymmetric at a given epoch, is able to explain the asymmetries observed. Fig 3 illustrates the mechanism, with a comparison between an observed asymmetric case and a numerical simulation. Gas accretion can explain the long life-time of the perturbation, and consequently the high frequency of lopsidedness observed, while a minor merger for instance will produce asymmetries on a much shorter time-scale.



**Fig. 3.** Comparison between a lopsided isolated galaxy NGC 1637 (right: NIR map from the OSUBGS data, after deprojection), and a numerical simulation of asymmetrical gas accretion (left), producing a strong lopsidedness, from Bournaud et al (2005b). The gas accretion rate is of  $6 M_{\odot} \text{ yr}^{-1}$ , and for a galactic mass of  $10^{11} M_{\odot} \text{ yr}^{-1}$  correspond to doubling the mass of the galaxy in about one Hubble time.

## References

1. Allard, E. L., Knapen, J. H., Peletier, R. F., Sarzi, M.: 2006 MNRAS in press (astro-ph/0606490)
2. Block D., Bournaud F., Combes F. et al : 2002 A&A 394, L35
3. Bournaud F., Combes F.: 2002, A&A 392, 83
4. Bournaud F., Combes F., Semelin B.: 2005a, MNRAS 364, L18
5. Bournaud, F., Combes, F., Jog, C. J., Puerari, I. : 2005b, A&A 438, 507
6. Debattista V.P., Sellwood J.: 2000, ApJ 543, 704
7. Erwin P.: 2005, MNRAS 364, 283
8. Eskridge, P. B., Frogel, J. A., Pogge, R. W. et al.: 2002 ApJS 143, 73
9. Fisher D.B.: 2006 ApJ 642, L17
10. Friedli, D., Benz, W., Kennicutt, R.: 1994 ApJ 430, L105
11. Hasan, H., Pfenniger, D., Norman, C.: 1993, ApJ 409, 91
12. Holley-Bockelmann, K., Weinberg, M., Katz, N.: 2005 MNRAS 363, 991
13. Jogee, S., Scoville, N., Kenney, J. D. P.: 2005, ApJ 630, 837
14. Knapen J.: 2005 A&A 429, 141
15. Kormendy J., Kennicutt R.: 2004, ARAA 42, 603
16. Martinez-Valpuesta, I., Shlosman, I., Heller, .: 2006, ApJ 637, 214
17. Matthews, L. D., van Driel, W., Gallagher, J. S.: 1998, AJ, 116, 2196
18. Peebles M., Martini P.: 2006, ApJ in press (astro-ph/0606460)
19. Pohlen M.: 2002, PhD Thesis, Ruhr-Universität, Bochum, Germany
20. Richter, O., Sancisi, R.: 1994, A&A, 290, 9
21. Sakamoto, K., Okumura, S. K., Ishizuki, S., Scoville, N. Z.: 1999, ApJ 525, 691
22. Shen J., Sellwood J.A.: 2004ApJ 604, 614
23. Sheth, K., Vogel, S. N., Regan, M. W. et al: 2005 ApJ 632, 217
24. Valenzuela O., Klypin A.: 2003, MNRAS 345, 406
25. Wilcots, E. M., Prescott, M. K. M.: 2004, AJ, 127, 1900
26. Zaritsky, D., Rix, H.-W.: 1997, ApJ, 477, 118