

Is cosmic expansion of the universe accelerating?

D. C. Choudhury

Department of Physics, Polytechnic University, Brooklyn, New York 11201, USA

e-mail: dchoudhu@duke.poly.edu

Abstract. Currently available Type Ia distant supernovae observed data seem to support evidence that the cosmic expansion of the universe is accelerating. This unexpected result is beyond any standard model of modern cosmology. The new concept advanced to account for the acceleration is dark energy or quintessence with negative pressure. Most analyses using this new form of energy describe the observed data with great accuracy, although there has been no laboratory confirmation of it. The present work analyzes the consequences of Thomson scattering on Type Ia supernovae data for two significant reasons; (i) recently observed data reveal the existence of sufficient amount of ionized baryonic (hydrogen) dark matter in the intergalactic medium, a necessary ingredient for Thomson scattering, and (ii) its effects have not been considered previously in determining distances to the supernovae from their observed distance moduli. Quantitative results of the present investigation based on observed data and corrected for Thomson scattering are consistent with the prediction of Hubble expansion of the universe.

Subject headings: cosmology: theory - distances and redshifts - supernovae, Hubble expansion: constituents of universe - missing dark matter

Measurements of distances to Type Ia distant supernovae (SNe Ia) appear to suggest expansion of the universe is accelerating [1-4]. Precise determination of the first and second peaks in the anisotropy spectrum of cosmic microwave background radiation (CMBR) indicates that geometry of the universe is spatially flat, $\Omega_{tot} \cong 1$ [5-7]. No theoretical framework within the fundamental laws of physics exists that specifically accounts for the accelerating expansion. The most successful mechanism invoked is Einstein's cosmological constant Λ in his 1917 equations which he later called "my greatest blunder", after Hubble first established in 1929 that the universe is expanding. But its interpretation as dark energy or quintessence with negative pressure [8-13], equivalent to gravitationally repulsive matter, is questionable since its calculated value is found to be about 120 orders of magnitude greater than the observed value for Λ [14]. Also, dark energy has never been directly detected. Nevertheless, presently it is the

only widely accepted explanation for accelerated expansion. The implications of cosmic acceleration are so profound for cosmology and our understanding of fundamental physics that it has been a subject of intense scrutiny and will continue to be so.

The present investigation examines whether the interpretation of the SNe Ia data [2,4] which concludes that expansion of the universe is accelerating, is valid or can it be accounted for within the framework of the known laws of physics, without invoking undetected dark energy. Thus an astrophysical interpretation of the observed data is searched for within the confines of the fundamental laws of physics. Since the effect of Thomson scattering, TS [15] in determining distances to SNe Ia has not been taken into account, it is investigated here for the following reasons: It is pure elastic, its total cross-section is constant, and it is independent of incident frequency. Thus it preserves the characteristics of SNe Ia spectra observed, relevant in the present analysis. Furthermore, recently published observational data [16-21] reveal the existence of a sufficient amount of dark matter consisting mostly of ionized hydrogen gas in warm-hot intergalactic medium (WHIM), an essential ingredient for TS. Calculations are performed within the framework of Friedmann-Robertson-Walker (FRW) cosmology [22] of Einstein's equations without cosmological constant for large-scale structure of the universe, for a special case of the flat universe. Consequently it is consistent with observations [5-7]; and compatible with the inflationary model [23-25] of cosmology.

It is essential to search for the constituents and their respective fractional density of the universe because they are among the most important basic knowledge necessary for our understanding of modern cosmology. The latest investigations [5-7,12-13] have led to the conclusions that the constituents and their respective fractional density in the unit of critical density are: baryons $\Omega_B = 0.044 \pm 0.004$, non-baryonic dark matter $\Omega_{DM} = 0.23 \pm 0.04$, and dark energy $\Omega_\Lambda = 0.73 \pm 0.04$.

In light of the above [5-7, 12-13], the total matter density of the universe in units of the critical density $\Omega_{tot} \cong 1$. The observed visible baryonic matter density $\Omega_{BM} = 0.044 \pm 0.004$. The invisible non-baryonic dark matter $\Omega_{DM} = 0.23 \pm 0.04$ is inferred from its gravitational effect on visible baryonic objects. Since this dark matter under the influence of gravity exhibits all characteristics of normal baryonic matter, most probably it is baryonic dark matter Ω_{BDM} present in the form of ionized intergalactic hydrogen plasma [26]. This inference is also supported by recently published observational data [16-21]. The remaining $\sim 73\%$ of dark matter has never been observed and very little is known about its nature. Hence in the present work, it is denoted as exotic dark matter Ω_{XDM} . Discovering of this exotic dark matter is among the most challenging unresolved scientific problems in present day science.

Therefore within the framework of standard model of cosmology prior to late 1990's, the universe is considered to be homogeneous, isotropic and consisting only of ordinary visible baryonic matter Ω_{BM} , dark baryonic matter Ω_{BDM} ,

and exotic dark matter Ω_{XDM} . Hence

$$\Omega_{TOT} \cong \Omega_{BM} + \Omega_{BDM} + \Omega_{XDM}, \quad (1)$$

where in the unit of critical density, $\Omega_{BM} = 0.044 \pm 0.004$, $\Omega_{BDM} = 0.23 \pm 0.04$, and $\Omega_{XDM} = 0.73 \pm 0.04$. It is pertinent to point out here that magnitudes of these three cosmological parameters which enter into present investigation are equal to those of the cosmological parameters Ω_B , Ω_{DM} , and Ω_Λ respectively obtained from observed data [7,12] and summarized in page 16 of reference [13]. However there are significant differences in their microscopic properties as discussed above. Except for Ω_B and Ω_{BM} , they are identical.

Since the method of application of TS in cosmology is given in reference [27], only main features of the formulation which are of importance in the present investigation are given below. The decrease in intensity of the radiation due to TS depends on the free electrons in the path from the source to the observer. Now consider radiation of intensity I_S emitted by a Type Ia supernova located at redshift z_S and received by an observer at redshift z . The fractional reduction of intensity $I(z)$ in traversing an infinitesimally small length of path $cdT_H(z)$ at redshift z is

$$\frac{dI}{I(z)} = -\sigma_T N_e(z) cdT_H(z), \quad (2)$$

where σ_T is the total TS cross-section, $N_e(z)$ is the number of electron density, c is the velocity of light, and $dT_H(z)$ is an infinitesimal interval of Hubble time at redshift z . After substituting the values of $N_e(z)$ and $dT_H(z)$ in eq. 2, one obtains

$$\frac{dI}{I(z)} = \frac{9c}{16\pi G} \times \frac{\sigma_T \Omega_{BDM} H_0}{m_H} \times (1+z)^{1/2} dz, \quad (3)$$

where G is the gravitational constant, m_H is the hydrogen mass, H_0 is the present value of the Hubble constant, and Ω_{BDM} is defined in eq. 1.

Integrating over a path from the SNe Ia at redshift z_S to an observer at redshift $z = 0$, gives

$$\frac{I_0}{I_S} = \exp\left\{-\Omega_{BDM} \frac{3c\sigma_T H_0}{8\pi G m_H} [(1+z)^{3/2} - 1]\right\}, \quad (4)$$

where redshift z_S has been replaced by z . This reduction factor I_0/I_S represents the loss of light intensity due to Thomson scattering in traversing the path from the source SNe Ia at $z = z_S$ to the point of observation at $z = 0$.

Observational data on redshift z in the range of $0.0043 \leq z \leq 1.7$ and their corresponding distance modulus $m - M$ of SNe Ia, are given in references [2,4]. Data at $z = 0.43$ and 0.48 are the mean values of two observations at each of these redshifts. These results are in striking agreement with those of the other competing groups such as in reference [3]. Observed luminosity distance R_{OBS} in unit of Mpc is calculated using eq. 5 below, reference [28], for all available distance moduli.

$$R_{OBS} = 10^{(m-M-25)/5} \quad (5)$$

Theoretical luminosity distance D_L in terms of redshift z , present value of Hubble constant H_0 , and deceleration parameter q_0 , within the framework of standard model of cosmology [26], p. 485 is given as,

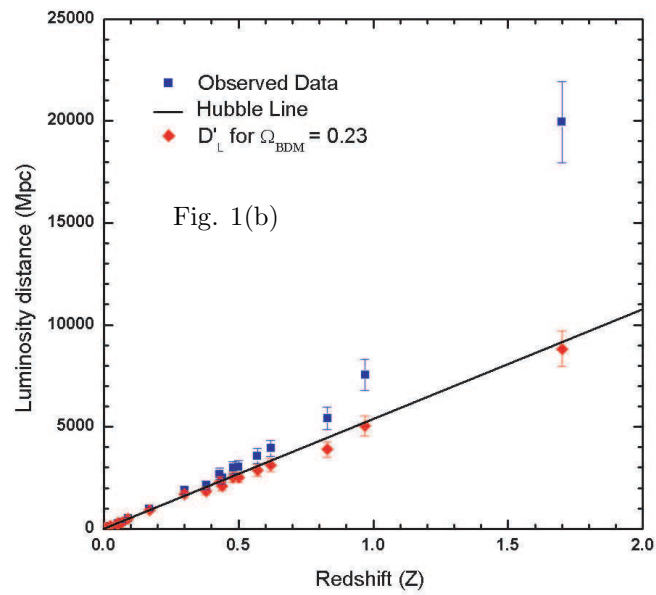
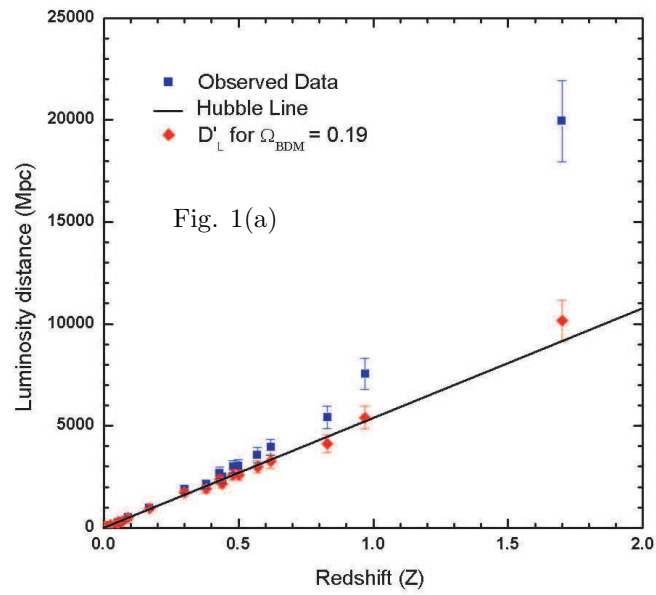
$$D_L = \frac{c}{H_0 q_0^2} [q_0 z + (q_0 - 1)(\sqrt{1 + 2q_0 z} - 1)]. \quad (6)$$

The values of theoretical luminosity distance D_L for all observed redshift z are calculated using eq. 6, for a flat universe [5-7], taking $q_0 = 1/2$, and currently accepted value for Hubble constant $H_0 = 71 \text{ Km-s}^{-1}\text{-Mpc}^{-1}$ [7].

The correction factors, I_0/I_S due to TS for $\Omega_{BDM}=0.19, 0.23$, and 0.27 are calculated from eq. 4. The corrected distance moduli $(m - M)'$ due to TS are obtained by multiplying observed modulus $(m - M)$ by I_0/I_S . Finally the corrected luminosity distances D'_L as a consequence of TS are computed using $(m - M)'$ from eq. 5 for $\Omega_{BDM} = 0.19, 0.23$, and 0.27 . The luminosity distances versus redshifts are plotted in Figures 1 (a), 1 (b), and 1 (c) for observed luminosity distances, Hubble luminosity distances, and corrected luminosity distances, data, corresponding to $\Omega_{BDM}=0.19, 0.23$, and 0.27 respectively. As can be seen from Fig. 1 (b), the best agreement with the theoretical Hubble luminosity distances (viz. solid Hubble line), for all values of redshift z , from 0.0043 to 1.7, are in good agreement with those of the TS corrected luminosity distances corresponding to $\Omega_{BDM} = 0.23$ as depicted by diamond shapes in Fig. 1 (b). The justification for the present work has already been given in detail in the text.

In conclusion, results of the present investigation show that the currently available Type Ia supernovae observed data [2-4], when corrected for TS, do not support the evidence for accelerating expansion of the universe. Furthermore, present investigation preserves the Einstein's theory of relativity intact; and reveals that the 23% of unknown invisible dark matter component of the universe ($\Omega_{DM} \cong 0.23$), inferred from its gravitational effect, is baryonic dark matter Ω_{BDM} present in the form of ionized intergalactic hydrogen plasma.

Appendix A: Figures



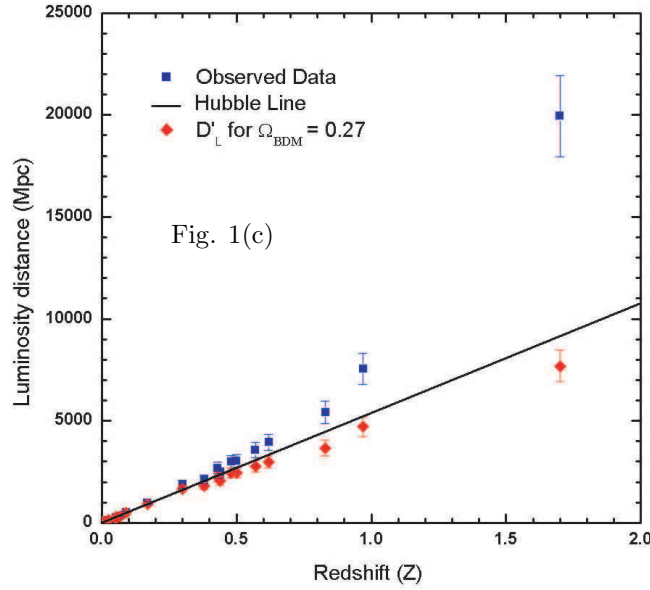


Figure 1: Hubble diagram of Type Ia supernovae data for a flat universe with Hubble constant $H_0 = 71 \text{ Km-s}^{-1}\text{-Mpc}^{-1}$ [7]. The solid line represents theoretical Hubble luminosity distance D_L calculated from eq. 6 versus the observed red-shift z given in references [2,4]. The square shapes represent the values of observed luminosity distance R_{OBS} obtained using distance moduli given in references [2,4] versus red-shift z . The diamond shapes represent the Thomson scattering-corrected luminosity distances D'_L obtained in present work for $\Omega_{BDM} = 0.19$ – fig. 1(a), $\Omega_{BDM} = 0.23$ – fig. 1(b), and $\Omega_{BDM} = 0.27$ – fig. 1(c), respectively. Fig. 1(b), for $\Omega_{BDM} = 0.23$, shows that the observed luminosity distances R_{OBS} when corrected for TS are in good agreement with the prediction of the Hubble law expansion without cosmic acceleration.

Appendix B: DETAILS OF COMPUTATIONAL ANALYSIS

Table 1 | Observed and theoretically derived cosmological parameters

Redshift	Distance moduli	Distance R_{obs}	Distance theo. D_L	Correction factor	Corrected distance moduli	Corrected dist. D'_L	Correction factor	Corrected distance moduli	Corrected dist. D'_L	Correction factor	Corrected distance moduli	Corrected dist. D'_L
z	$(m - M)$	(Mpc)	(Mpc)	I_0/I_S	$(m - M)'$	(Mpc)	I_0/I_S	$(m - M)'$	(Mpc)	I_0/I_S	$(m - M)'$	(Mpc)
$\Omega_{BDM} = 0.19$						$\Omega_{BDM} = 0.23$			$\Omega_{BDM} = 0.27$			
0.0043	31.72	22.1	18.19	0.99994	31.718	22.1	0.99993	31.718	22.1	0.99991	31.717	22.1
0.0077	32.81	36.5	32.60	0.99989	32.806	36.4	0.99987	32.806	36.4	0.99985	32.805	36.4
0.025	35.35	117.5	106.29	0.99965	35.338	116.8	0.99957	35.335	116.7	0.99950	35.332	116.5
0.052	36.72	220.8	222.51	0.99926	36.693	218.1	0.99911	36.687	217.5	0.99895	36.682	216.9
0.053	37.12	265.5	226.84	0.99925	37.092	262.1	0.99909	37.086	261.4	0.99893	37.080	260.7
0.068	37.58	328.1	292.06	0.99903	37.544	322.6	0.99883	37.536	321.5	0.99863	37.528	320.4
0.09	38.51	503.5	388.49	0.99871	38.460	492.1	0.99844	38.450	489.8	0.99817	38.440	487.4
0.17	39.95	977.2	746.52	0.99753	39.851	933.7	0.99700	39.830	924.8	0.99649	39.810	916.0
0.3	41.38	1888.0	1350.68	0.99551	41.194	1733.2	0.99457	41.155	1702.3	0.99363	41.116	1672.0
0.38	41.63	2118.4	1734.70	0.99422	41.389	1896.2	0.99301	41.339	1852.6	0.99180	41.289	1810.1
0.43	42.15	2691.5	1979.00	0.99340	41.872	2367.8	0.99201	41.813	2304.9	0.99063	41.755	2243.9
0.44	41.95	2454.7	2028.24	0.99323	41.666	2153.8	0.99181	41.606	2095.4	0.99039	41.547	2038.9
0.48	42.39	3006.1	2226.39	0.99256	42.075	2599.7	0.99100	42.008	2521.6	0.98944	41.942	2446.2
0.5	42.4	3020.0	2326.18	0.99222	42.070	2594.3	0.99059	42.001	2512.9	0.98896	41.932	2434.4
0.57	42.76	3564.5	2679.00	0.99102	42.376	2986.6	0.98913	42.295	2877.8	0.98726	42.215	2773.4
0.62	42.98	3944.6	2934.25	0.99014	42.556	3245.3	0.98807	42.467	3115.2	0.98602	42.379	2990.9
0.83	43.67	5420.0	4033.03	0.98633	43.073	4117.0	0.98347	42.948	3886.9	0.98062	42.824	3670.9
0.97	44.39	7550.9	4786.93	0.98367	43.665	5407.5	0.98026	43.514	5043.3	0.97687	43.363	4705.8
1.7	46.5	19952.6	8931.29	0.96845	45.033	10151.8	0.96192	44.729	8827.5	0.95545	44.429	7686.4

Observational data [2,4] on redshift z and distance moduli $(m - M)$ for Type Ia supernovae are presented in columns 1 and 2 respectively. Computed correction factors I_0/I_S from eq. 4 for $\Omega_{BDM} = 0.19, 0.23,$ and 0.27 are given in columns 5, 8, and 11 respectively. Calculated corrected distance moduli $(m - M)'$ are obtained by multiplying observed modulus $(m - M)$ by I_0/I_S and are given in columns 6, 9, and 12 respectively. Observed luminosity distances R_{OBC} and corrected luminosity distances D'_L due to TS calculated using eq. 5 corresponding to $\Omega_{BDM} = 0.19, 0.23,$ and 0.27 and are presented in columns 3, 7, 10, and 13 respectively. Theoretical Hubble luminosity distances calculated using eq. 6 are presented in column 4. All distances are in the unit of megaparsec. Present value for Hubble constant [7] $H_0 = 71 \text{ Km-s}^{-1}\text{-Mpc}^{-1}$ has been used in calculation for flat universe. It is clear from this table that the observed luminosity distances given in column 3 when corrected for the effects of TS, D'_L given in column 10 are in very good agreement with the theoretical Hubble luminosity distances D_L given in column 4 for $\Omega_{BDM} = 0.23$ indicating, there is no acceleration.

References

- [1] Perlmutter S. *et al.*: Discovery of a supernova explosion at half the age of the universe. *Nature* **391**, 51-54 (1998).
- [2] Riess, A. G. *et al.*: Observational evidence from supernovae for an accelerating universe and a cosmological constant. *Astron. J.* **116**, 1009-1038 (1998).
- [3] Perlmutter, S. *et al.*: Measurements of Ω and Λ from 42 high-redshift supernovae. *Astrophys. J.* **517**, 565-586 (1999).
- [4] Riess, A. G. *et al.*: The farthest known supernova: support for an accelerating universe and a glimpse of the epoch of deceleration. *Astrophys. J.* **560**, 49-71 (2001).
- [5] de Bernardis, P. *et al.*: A flat universe from high-resolution maps of the cosmic microwave background radiation. *Nature* **404**, 955-959 (2000).
- [6] Netterfield, C. B. *et al.*: A measurement by boomerang of multiple peaks in the angular power spectrum of the cosmic microwave background. *Astrophys. J.* **571**, 604 - 614 (2002).
- [7] Spergel, D. N. *et al.*: First-year Wilkinson microwave anisotropy probe (WMAP) observations: determination of cosmological parameters. *Astrophys. J.*, Suppl. Ser. **148**, 175-194 (2003).
- [8] Wang, L. & Steinhardt, P. J.: Cluster abundance constraints for cosmological models with a time-varying, spatially inhomogeneous energy component with negative pressure. *Astrophys. J.* **508**, 483-490 (1998).
- [9] Wang, L. Caldwell, R. R. Ostriker, J. P. & Steinhardt, P. J.: Cosmic concordance and quintessence. *Astrophys. J.* **530**, 17-35 (2000).
- [10] Perlmutter, S. Turner, M. S. & White, M.: Constraining dark energy with Type Ia supernovae and large -scale structure. *Phys. Rev. Lett.* **83**, 670-673 (1999).
- [11] Peebles, P. J. E. & Ratra, B.: The cosmological constant and dark energy. *Rev. Mod. Phys.* **75**, 559-606 (2003).
- [12] Tegmark, M. *et al.*: Cosmological parameters from SDSS and WMAP. *Phys. Rev.* **D69**, 103501-26 (2004).
- [13] Barwick, S. *et al.*: APS neutrino study: Report of the neutrino astrophysics and cosmology Working Group. <http://arXiv.org/abs/astro-Ph/0412544>, (pp. 1-43), 20 Dec (2004).
- [14] Carroll, S. M.: The cosmological constant, *Living Reviews in Relativity*, (The Max Planck Institute for Gravitational Physics, Germany , 2001).

- [15] Heitler, W.: *The Quantum Theory of Radiation* (Oxford University Press, Second Edition, London, p. 37, 1944).
- [16] Nicastro, F. *et al.*: The mass of the missing baryons in the X-ray forest of the warm-hot intergalactic medium. *Nature* **433**, 495-498 (2005).
- [17] Weidinger, M. Moller, P. & Fynbo, J. P. U.: The Lyman - glow of gas falling into the dark matter halo of a $z = 3$ galaxy. *Nature* **430**, 999-1001 (2004).
- [18] Boomsma, R. Oosterloo, T. A. Fraternali, F. van der Hulst, J. M. & Sancisi, R.: Extra-planer H 1 in the starburst galaxy NGC 253. *Astron. & Astrophys.* **431**, 65-72 (2005).
- [19] Miley, G. K. *et al.*: A large population of 'Lyman - break' galaxies in a protocluster at redshift $Z \approx 4.1$. *Nature* **427**, 47-50 (2004).
- [20] Cooke, J. Wolfe, A. M. Prochaska, J. X. & Gawiser, E.: Survey for galaxies associated with $z \sim 3$ damped Ly α systems. I. Spectroscopic calibration of *u'BVRI* photometric selection. *Astrophys. J.* **621**, 596-614 (2005).
- [21] Minchin, R. *et al.*: A dark hydrogen cloud in the Virgo Cluster. *Astrophys. J.* **622**, L21-L24 (2005).
- [22] Kolb, E. W. & Turner, M. S.: *The Early Universe*, (Addison-Wesley Publishing Company, paperback ed., Massachusetts, pp. 29-86, 1994).
- [23] Guth, A. H.: *Phys. Rev.* **D23**, 347-356 (1981).
- [24] Linde, A. D.: *Phys. Lett.* **B108**, 389-393 (1982).
- [25] Albrecht, A. & Steinhardt, P. J.: *Phys. Rev. Lett.* **48**, 1220-1223 (1982).
- [26] Weinberg, S.: *Gravitation and Cosmology* (John Wiley & Sons, New York, p.500, 1972).
- [27] Choudhury D. C. & Kraft D. W.: Big Bang nucleosynthesis and missing hydrogen mass in the universe. *Intersections of Particle and Nuclear Physics: 8th Conference*, edited by Z. Parsa (AIP, CP698, New York, New York, pp. 345-348, 2003).
- [28] Peebles, P. J. E.: *Principles of Physical Cosmology*, (Princeton Univ. Press, Princeton, p.21, 1993).