

# Does Radiative Feedback by the First Stars Promote or Prevent Second Generation Star Formation?

Kyungjin Ahn<sup>\*</sup> and Paul R. Shapiro<sup>†</sup>

*Department of Astronomy, The University of Texas at Austin, 1 University Station C1400, Austin, TX 78712, USA*

7 February 2020

## ABSTRACT

We study the effect of starlight from the first stars on the ability of other minihaloes in their neighborhood to form additional stars. The first stars in the  $\Lambda$ CDM universe are believed to have formed in minihaloes of total mass  $\sim 10^{5-6} M_{\odot}$  at redshifts  $z \gtrsim 20$ , when molecular hydrogen ( $H_2$ ) formed and cooled the dense gas at their centres, leading to gravitational collapse. Simulations suggest that the Population III (Pop III) stars thus formed were massive ( $\sim 100 M_{\odot}$ ) and luminous enough in ionizing radiation to cause an ionization front (I-front) to sweep outward, through their host minihalo and beyond, into the intergalactic medium. Our previous work suggested that this I-front was trapped when it encountered other, nearby minihaloes, and that it failed to penetrate the dense gas at their centres within the lifetime of the Pop III stars ( $\lesssim 3$  Myrs). The question of what the dynamical consequences were for these target minihaloes, of their exposure to the ionizing and dissociating starlight from the Pop III star requires further study, however. Towards this end, we have performed a series of detailed, 1D, radiation-hydrodynamical simulations to answer the question of whether star formation in these surrounding minihaloes was triggered or suppressed by radiation from the first stars. We have varied the distance to the source (and, hence, the flux) and the mass and evolutionary stage of the target haloes to quantify this effect. We find: (1) trapping of the I-front and its transformation from R-type to D-type, preceded by a shock front; (2) photoevaporation of the ionized gas (i.e. all gas originally located outside the trapping radius); (3) formation of an  $H_2$  precursor shell which leads the I-front, stimulated by partial photoionization; and (4) the shock-induced formation of  $H_2$  in the minihalo neutral core when the shock speeds up and partially ionizes the gas. The fate of the neutral core is mostly determined by the response of the core to this shock front, which leads to molecular cooling and collapse that, when compared to the same halo without external radiation, is either: (a) expedited, (b) delayed, (c) unaltered, or (d) reversed or prevented, depending upon the flux (i.e. distance to the source) and the halo mass and evolutionary stage. When collapse is expedited, star formation in neighboring minihaloes or in merging subhalos within the host minihalo sometimes occurs *within* the lifetime of the first star. Roughly speaking, most haloes that were destined to cool, collapse, and form stars in the absence of external radiation are found to do so even when exposed to the first Pop III star in their neighborhood, while those that would not have done so are still not able to. A widely held view that the first Pop III stars must exert either positive or negative feedback on the formation of the stars in neighboring minihaloes should, therefore, be revisited.

**Key words:** cosmology: large-scale structure of universe – cosmology: theory – early universe – stars: formation – galaxies: formation

## 1 INTRODUCTION

Cosmological minihaloes at high redshift – i.e. dark-matter dominated haloes with virial temperatures  $T_{\text{vir}} < 10^4$  K, with masses above the Jeans mass in the intergalactic medium (IGM) before reionization ( $10^4 \lesssim M/M_{\odot} \lesssim 10^8$ ) –

<sup>\*</sup> Email: kjahn@astro.as.utexas.edu

<sup>†</sup> Email: shapiro@astro.as.utexas.edu

are believed to have been the sites of the first star formation in the universe. To form a star, the gas inside these haloes must first have cooled radiatively and compressed, so that the baryonic component could become self-gravitating and gravitational collapse could ensue. For the neutral gas of H and He at  $T < 10^4$  K inside minihaloes, this requires that a sufficient trace abundance of  $\text{H}_2$  molecules formed to cool the gas by atomic collisional excitation of the rotational-vibrational lines of  $\text{H}_2$ . The formation of this trace abundance of  $\text{H}_2$  proceeds via the creation of intermediaries,  $\text{H}^-$  or  $\text{H}_2^+$ , which act as catalysts, which in turn requires the presence of a trace ionized fraction, in the following two-step gas-phase reactions (see, e.g., Peebles & Dicke 1968; Saslaw & Zipoy 1967; Lepp & Shull 1984; Shapiro & Kang 1987; Shapiro, Giroux, & Babul 1994, henceforth, “SGB94”; Galli & Palla 1998):



and



Unless there is a strong destruction mechanism for  $\text{H}^-$  (e.g. cosmic microwave background at  $z \gtrsim 100$ ), the former (equation 1) is generally the dominant process for  $\text{H}_2$  formation.

Gas-dynamical simulations of the Cold Dark Matter (CDM) universe suggest that the first stars formed in this way when the dense gas at the centres of minihaloes of mass  $M \sim 10^{5-6} M_\odot$  cooled and collapsed gravitationally at redshifts  $z \gtrsim 20$  (e.g. Abel, Bryan, & Norman 2000, 2002; Bromm, Coppi, & Larson 1999, 2002; Yoshida et al. 2003; Machacek, Bryan, & Abel 2001, 2003; Yoshida et al. 2006). This work and others further suggest that these stars were massive ( $M_* \gtrsim 100 M_\odot$ ), hot ( $T_{\text{eff}} \simeq 10^5$  K), and short-lived ( $t_* \lesssim 3$  Myrs), thus copious emitters of ionizing and dissociating radiation.

These stars constitute the Population III (Pop III) stars, or zero metallicity stars, which are believed to have exerted a strong, radiative feedback on their environment. The details of this feedback and even the overall sign (i.e. negative or positive) are poorly understood. Once the ionizing radiation escaped from its halo of origin, it created H II regions in the IGM, beginning the process of cosmic reionization. The photoheating which accompanies this photoionization raises the gas pressure in the IGM, thereby preventing baryons from collapsing gravitationally out of the IGM into minihaloes, an effect known as “Jeans-mass filtering” (SGB94; Gnedin & Hui 1998; Oh & Haiman 2003). A strong background of UV photons in the Lyman-Werner (LW) bands of  $\text{H}_2$  also builds up which can dissociate molecular hydrogen inside the minihaloes to disable further collapse and, thence, star formation (Haiman, Abel, & Rees 2000). This conclusion changes, however, if some additional sources of partial ionization existed to stimulate  $\text{H}_2$  formation without heating the gas to the usually high temperature of fully photoionized gas ( $\sim 10^4$  K) at which collisional dissociation occurs, such as X-rays from miniquasars (Haiman, Rees, & Loeb 1996a) or if stellar sources create a partially-ionized boundary layer outside of intergalactic H II regions (Ricotti, Gnedin, & Shull 2001). The study of feed-

back effects has been limited mainly by technical difficulties. Haiman et al. (2000) studied the feedback of LW, ultraviolet (UV), and X-ray backgrounds on minihaloes without allowing hydrodynamic evolution. Ricotti et al. (2001) studied the radiative feedback effect of stellar sources only on a static, uniform IGM. Ricotti, Gnedin, & Shull (2002a,b) studied stellar feedback more self-consistently by performing cosmological hydrodynamic simulations with radiative transfer, but the resolution of these simulations is not adequate for resolving minihaloes. Machacek, Bryan, & Abel (2001, 2003) also performed cosmological hydrodynamic simulations, with higher resolution, but radiative feedback was treated assuming the optically thin limit, which overestimates the ionization efficiency, especially in the high density regions which would initially be easily protected from ionizing radiation due to their high optical depth. The first self-consistent, radiation-hydrodynamical simulations of the feedback effect of external starlight on cosmological minihaloes were those of Shapiro, Iliev, & Raga (2004, henceforth, SIR) and Iliev, Shapiro, & Raga (2005, henceforth, ISR), who studied the encounter between the intergalactic I-fronts that reionized the universe and individual minihaloes along their path. These simulations used Eulerian, grid-based hydrodynamics with radiative transfer and adaptive mesh refinement (AMR) to “zoom-in” with very high resolution, to demonstrate that the I-fronts from external ionizing sources are trapped when they encounter minihaloes, slowing down and transforming from weak, R-type to D-type, preceded by a shock. The gas on the ionized side of these I-fronts was found to be evaporated in a supersonic wind, and, if the radiative source continued to shine for a long enough time, the I-front eventually penetrated the minihaloes entirely and expelled all of the gas. These simulations elucidated the impact of the I-front and the physical effects of ionizing radiation on minihalo gas, quantifying the timescales and photon consumption required to complete the photoevaporation. They did not, however, address the aftermath of “interrupted” evaporation, when the source turns off before evaporation is finished.

Recent studies by O’Shea et al. (2005), Alvarez, Bromm, & Shapiro (2006a), and Mesinger, Bryan, & Haiman (2006) addressed this question for minihaloes exposed to the radiation from the first Pop III star in their neighborhood, instead of the effect of either a steadily-driven I-front during global reionization or a uniform global background. The results of O’Shea et al. (2005) and Mesinger et al. (2006) are seriously misleading, however, since they did not account properly for the optical depth to hydrogen ionizing photons.

O’Shea et al. (2005) assumed that the UV radiation from the first Pop III star that formed inside a minihalo in some region would fully ionize the gas in the neighboring minihaloes. Using 3D hydrodynamics simulations, they found that, when the star turned off,  $\text{H}_2$  molecules formed in the dense gas that remained at the centre of the neighboring minihalo, fast enough to cool the gas radiatively and cause gravitational collapse leading to more star formation. The  $\text{H}_2$  formation mechanism was the same as that described by Shapiro & Kang (1987), in which ionized gas of primordial composition at a temperature  $T \gtrsim 10^4$  K cools radiatively and recombines out of ionization equilibrium, enabling an enhanced residual ionized fraction to drive reaction (1) (and

[2], as well) as the temperature falls below the level at which collisional dissociation suppresses molecule formation. As a result, O’Shea et al. (2005) concluded that the radiative feedback of the first Pop III stars was positive, triggering a second generation of star formation in the minihaloes surrounding the one that hosted the first star.

Mesinger, Bryan, & Haiman (2006) also used 3D hydrodynamics simulations to consider the fate of the gas in the relic H II regions created by the first Pop III stars. They concluded that the radiative feedback of the first stars could be either negative or positive and estimated a critical UV intensity which would mark the transition from negative to positive feedback. Mesinger et al. (2006), however, studied this effect only in the optically thin limit, as had also been done by Machacek et al. (2001, 2003). The main mechanisms of the positive feedback effect in O’Shea et al. (2005) and Mesinger et al. (2006) are, therefore, identical.

Alvarez et al. (2006a), on the other hand, performed a high-resolution ray-tracing calculation to track the position of the I-front created by the first Pop III star as it swept outward in the density field of a 3D cosmological SPH simulation of primordial star formation in the  $\Lambda$ CDM universe over the lifetime of the star. When this I-front encountered the minihaloes in the neighborhood of the one which hosted the first Pop III star, it was trapped by the minihalo gas before it could reach the high-density region (core), due to the minihalo’s high column density of neutral hydrogen. This is consistent with the results of SIR and ISR mentioned above. According to Alvarez et al. (2006a), in fact, the lifetime of the Pop III star is less than the evaporation times determined by SIR and ISR for the relevant minihalo masses and flux levels in this case, so the neutral gas in the core is never ionized by the I-front. It seems that the initial assumption of full ionization of nearby haloes by O’Shea et al. (2005) and the optically thin limit assumed by Mesinger et al. (2006) are invalid.

The final fate of this protected neutral core, however, is still unclear, because the I-front tracking calculations by Alvarez et al. (2006a) did not include the hydrodynamical response of the minihalo gas to its ionization, a full treatment of radiative transfer or the primordial chemistry involving  $H_2$ . One might naively expect that the net effect would be negative, because heating from photoionization would ultimately expel most of gas from minihaloes, although the results of SIR and ISR, again, show that this minihalo evaporation would not be complete within the lifetime of the Pop III star. On the other hand, partial ionization beyond the I-front by hard photons from a Pop III star might be able to *promote*  $H_2$  formation, once the dissociating UV radiation from the star is turned off, which would then lead to a cooling and collapsing core. This issue can be addressed only by a fully coupled calculation of radiative transfer, chemistry, and hydrodynamics, which will be the focus of this paper.

We shall attempt to answer the following questions: Does the light from the first Pop III star in some neighborhood promote or prevent the formation of more Pop III stars in the surrounding minihaloes? More specifically, do the neutral cores of these nearby minihaloes, which are shielded from the ionizing radiation from the external Pop III star, subsequently cool and collapse gravitationally, as they must in order to form stars, or are they prevented from doing so?

Toward this end, we simulate the evolution of these target haloes under the influence of an external Pop III star using the 1-D spherical, Lagrangian, radiation-hydrodynamics code we have developed. We adopt a  $120 M_\odot$  Pop III star as a source, and place different mass haloes at different distances to explore a wide range of the parameter space for this problem. Masses of target haloes are chosen to span the range from those too low for haloes to cool and collapse by  $H_2$  cooling without external radiation to those massive enough to do so on their own.

Our calculation is the first self-consistent gas-dynamical calculation of the feedback effects of a single Pop III star on nearby haloes. A similar approach by 1-D radiation-hydrodynamics calculation has been performed by Kitayama et al. (2001). Their work, however, focuses on the effect of a steady global background from quasars and from stars with surface temperatures  $T_* \sim 10^4$  K, rather than a single, short-lived Pop III star with  $T_* \sim 10^5$  K. In addition, while we were preparing this manuscript, a study which is similar to our work was reported by Susa & Umemura (2006), where a 3D radiation-hydrodynamics calculation with SPH particles was performed<sup>1</sup>. A major difference of their work from ours is that they focus on the subclumps of the halo which hosts the first Pop III star, while we focus on external minihaloes in the neighborhood of such a host halo. We also apply a more accurate treatment of  $H_2$  self-shielding, as well as a more complete chemistry network of neutral and ionic species of H, He, and  $H_2$ . A more fundamental difference from these previous studies is our finding of a novel  $H_2$  formation mechanism: *collisional ionization of pre-I-front gas by a shock detached from a D-type I-front*. This mechanism occurs at the centre of target haloes, which would otherwise remain very neutral. This mechanism creates new electrons abundant enough to promote further  $H_2$  formation, which can even expedite the core collapse.

In §2 we describe the details of the 1-D spherical radiation-hydrodynamics code we have developed. Some details left out in §2 will be described in our Appendix. In §3.1, we describe the initial setup of our problem. We briefly describe a test case in §4, where we let a minihalo evolve from an initially ionized state, to show that our code reproduces the result of O’Shea et al. (2005) in that case. In §5 and §6, we present the main results of our full radiation-hydrodynamics calculation. We summarize our results in §7. Throughout this paper, we use the  $\Lambda$ CDM cosmological parameters,  $(\Omega_\Lambda, \Omega_0, \Omega_b, h) = (0.73, 0.27, 0.043, 0.7)$ , consistent with the *WMAP* first-year data (Spergel et al. 2003)<sup>2</sup>.

<sup>1</sup> A new preprint by Abel, Wise, & Bryan (2006) has also appeared which addresses this issue. We will discuss this further in §6.6

<sup>2</sup> As we do not perform a statistical study, our result is independent of the cosmic density power spectrum. The three-year *WMAP* data does not show a big discrepancy in the set of cosmological parameters of the interest in this paper (Spergel et al. 2006). The change in  $\sigma_8$  and the index of the primordial power spectrum  $n$  would translate to  $\sim 1.4$  redshift delay of structure formation and reionization (Alvarez et al. 2006b)

## 2 NUMERICAL METHOD: 1-D SPHERICAL, RADIATION-HYDRODYNAMICS WITH PRIMORDIAL CHEMISTRY NETWORK

In this section, we describe in detail the 1-D spherical, Lagrangian, radiation-hydrodynamics code we have developed for both dark and baryonic matter. We describe how hydrodynamics, dark matter dynamics, radiative transfer, radiative heating and cooling, and finally the nonequilibrium chemistry are handled. The finite differencing scheme, reaction rates, and certain other details not treated in this section will be described in the Appendix. We include the neutral and ionic species of H, He and H<sub>2</sub>, namely H, H<sup>+</sup>, He, He<sup>+</sup>, He<sup>++</sup>, H<sup>-</sup>, H<sub>2</sub>, H<sub>2</sub><sup>+</sup> and e<sup>-</sup>, in order to treat the primordial chemistry fully. As deuterium and lithium exist in a negligible amount, we neglect D and Li species<sup>3</sup>.

### 2.1 Hydrodynamic Conservation Equations

The baryonic gas obeys inviscid fluid conservation equations,

$$\frac{\partial \rho}{\partial t} + \frac{\partial}{\partial r}(r^2(\rho u)) = 0, \quad (3)$$

$$\frac{\partial}{\partial t}(\rho u) + \frac{\partial}{\partial r}(p + \rho u^2) + \frac{2}{r}\rho u^2 = -\rho \frac{Gm}{r^2}, \quad (4)$$

$$\frac{De}{Dt} = -\frac{p}{\rho} \frac{\partial}{\partial r}(r^2 u) + \frac{\Gamma - \Lambda}{\rho}, \quad (5)$$

where  $e \equiv (3p)/(2\rho)$  is the internal energy per unit baryon mass,  $\Gamma$  is the external heating rate, and  $\Lambda$  is the radiative cooling rate. Note that all the variables in equations (3) - (5) denote baryonic properties, except for  $m$ , the mass enclosed by a radius  $r$ , which is composed of both dark and baryonic matter.

We do not change the adiabatic index  $\gamma$  throughout the simulation. As long as monatomic species, H and He, dominate the abundance,  $\gamma = 5/3$  is the right value to use. This ratio of specific heats,  $\gamma$ , can change significantly, however, if a large fraction of H is converted into molecules. For example, the three-body H<sub>2</sub> formation process,



will occur vigorously when  $n_{\text{H}} \gtrsim 10^8 \text{ cm}^{-3}$  and  $T \lesssim 10^3 \text{ K}$ , which will invalidate the use of a constant  $\gamma$ . To circumvent such a problem, when such high density occurs, we simply stop the simulation. This process is, nevertheless, important in forming the protostellar molecular cloud (e.g. Abel et al. 2002). This issue will be further discussed in §6, when we define the criterion for the collapse of cooling regions.

<sup>3</sup> D and Li components have usually been neglected due to their relatively low abundance, hence the negligible contribution to cooling (e.g. Lepp & Shull 1984; Shapiro & Kang 1987). Recent study by Johnson & Bromm (2005), however, indicates that HD cooling might cool strongly-shocked, ionized primordial gas below the temperature of  $\sim 100 \text{ K}$  already achieved by H<sub>2</sub> cooling alone, down to the temperature of the CMB. As the HD cooling process is unimportant in cases where the gas does not go through a fully ionized phase, however, we may safely neglect the HD cooling process in our calculation as long as gas remains mostly neutral. We confirm that the centres of haloes never reach a fully-ionized state, and this justifies our neglect of HD cooling here. We will discuss this issue further in §7.

The shock is treated using the usual artificial viscosity technique (e.g. Von Neumann & Richtmyer 1950). The pressure  $p$  in equations (4) and (5) contains the artificial viscosity term. The details of this implementation are described in Appendix.

### 2.2 Dark Matter Dynamics

Gravity is contributed both by the dark matter and the baryonic components. Let us first focus on the dark matter component. In order to treat the dark matter gravity under spherical symmetry, almost all previous studies have used either a frozen dark matter potential or a set of self-gravitating dark matter shells in radial motion only (e.g. Thoul & Weinberg 1995). Both methods have their own limitations. The frozen potential approximation cannot address the effect of a possible evolution of the gravitational potential. The radial-only dark matter approximation suffers from the lack of any tangential motion, producing a virialized structure whose central density profile is much steeper ( $\rho \propto r^{-\beta}$  with  $\beta \geq 2$ ; see e.g. ) than that of haloes in cosmological, 3-D N-body simulations ( $\beta \approx 1$ , as found in Navarro, Frenk, & White 1997).

In order to treat the dynamics of dark matter more accurately than these previous treatments, we use the fluid approximation we have developed and reported elsewhere (Ahn & Shapiro 2005). We briefly summarize its derivation here; for a detailed description, see Ahn & Shapiro (2005). Collisionless CDM particles are described by the collisionless Boltzmann equation. When integrated, it yields an infinite set of conservation equations, which is called the BBGKY hierarchy (e.g. Binney & Tremaine 1987). However, CDM N-body simulations show that virialized haloes are well approximated by spherical symmetry. These simulations also show that the velocity dispersions are highly isotropic: radial dispersion is almost the same as the tangential dispersion. These two conditions make it possible to truncate the hierarchy of equations to a good approximation, which then yields only three sets of conservation equations. Amazingly enough, these equations are identical to the normal fluid conservation equations for the adiabatic index  $\gamma = 5/3$  gas:

$$\frac{\partial \rho_d}{\partial t} + \frac{\partial}{\partial r}(r^2(\rho_d u_d)) = 0, \quad (7)$$

$$\frac{\partial}{\partial t}(\rho_d u_d) + \frac{\partial}{\partial r}(p_d + \rho_d u_d^2) + \frac{2}{r}\rho_d u_d^2 = -\rho_d \frac{Gm}{r^2}, \quad (8)$$

$$\frac{De_d}{Dt} = -\frac{p_d}{\rho_d} \frac{\partial}{\partial r}(r^2 u_d), \quad (9)$$

where the subscript  $d$  represents dark matter, the effective pressure  $p_d \equiv \rho_d \langle u_d - \langle u_d \rangle \rangle^2$  is the product of the dark matter density and the velocity dispersion at a given radius, and the effective internal energy per dark matter mass  $e_d \equiv 3p_d/2\rho_d$ . We use these effective fluid conservation equations (equation [7], [8], [9]) to handle the motion of dark matter particles.

Note that dark matter shells in this code represent a collection of dark matter particles in spherical bins, in order to describe “coarse-grained” properties such as density ( $\rho_d$ ) and the effective pressure ( $p_d$ ). As these coarse-grained variables follow the usual fluid conservation equations, the hyperbolicity of these equations leads to the formation of

an effective “shock.” The location of this shock will determine the effective “post-shock” region. This post-shock region corresponds to the dark matter shell-crossing region. Because of the presence of this effective shock, we also use the artificial viscosity technique. This collisional behavior of our coarse-grained dark matter shells originates from our choice of physical variable. For further details, the reader is referred to Ahn & Shapiro (2005) and Alvarez et al. (2003) for description and application of our fluid approximation.

The mass enclosed by a dark matter shell of radius  $r$ ,

$$m(< r) = m_{\text{DM}}(< r) + m_{\text{bary}}(< r), \quad (10)$$

enters equations (4) and (8). When computing  $m(< r)$ , we properly take account of the mismatch of the location of dark matter shells and baryon shells.

### 2.3 Radiative transfer

A full, multi-frequency, radiative transfer calculation is performed in the code. Since  $\text{H}_2$  cooling is of prime importance here, we first pay special attention to calculating the optical depth to UV dissociating photons in the LW bands and the corresponding  $\text{H}_2$  self-shielding function. We then describe how we calculate the optical depth associated with any other species depending upon the location of the radiation source. The finite difference scheme for the calculation of radiative rates is described in the Appendix.

#### 2.3.1 Photodissociation of $\text{H}_2$ and Self-Shielding

Hydrogen molecules are photodissociated when a UV photon in the LW bands between 11 eV and 13.6 eV excites  $\text{H}_2$  to an excited electronic state from which dissociation sometimes occurs. When the column density of  $\text{H}_2$  becomes high enough ( $N_{\text{H}_2} \gtrsim 10^{14} \text{ cm}^{-2}$ ), the optical depth to photons in these Lyman-Werner bands can be high, so  $\text{H}_2$  can “self-shield” from dissociating photons. Exact calculation of this self-shielding requires a full treatment of all 76 Lyman-Werner lines, even when only the lowest energy level transitions are included. Such a calculation is feasible under simplified conditions such as a radiative transfer problem through a static medium (e.g. Haiman et al. 2000; Ricotti et al. 2001). Unfortunately, for combined calculations of radiative transfer and hydrodynamics, such a full treatment is computationally very expensive.

Under certain circumstances, however, one can use a pre-computed self-shielding function expressed in terms of the molecular column density  $N_{\text{H}_2}$  and the temperature  $T$  of gas, which saves a great amount of computation time. A widely used self-shielding function for a *cold, static* medium is provided by Draine & Bertoldi (1996):

$$F_{\text{shield}} = \min \left[ 1, \left( \frac{N_{\text{H}_2}}{10^{14} \text{ cm}^{-2}} \right)^{-3/4} \right]. \quad (11)$$

The photodissociation rate is then given by

$$k_{\text{H}_2} = 1.38 \times 10^9 (J_\nu)_{h\nu=12.87\text{eV}} F_{\text{shield}}, \quad (12)$$

where  $(J_\nu)_{h\nu=12.87\text{eV}}$  ( $\text{erg s}^{-1} \text{ cm}^{-2} \text{ Hz}^{-1} \text{ sr}^{-1}$ ) is the mean intensity in the spectral region of the LW bands. This approximation has been widely used in the study of high redshift structure formation (e.g. Kitayama et al. 2001;

Glover & Brand 2001; Yoshida et al. 2003; Kitayama et al. 2004).

The problem with equation (11) is that when the gas temperature is high or gas has motion along the line of sight to the source, the thermal and velocity broadening of the LW bands caused by the Doppler effect can significantly reduce the optical depth. A better treatment for thermal broadening is also given by Draine & Bertoldi (1996), now in terms of the molecular column density  $N_{\text{H}_2}$  and the velocity-spread parameter  $b$  of the gas:

$$F_{\text{shield}} = \frac{0.965}{(1 + x/b_5)^2} + \frac{0.035}{(1 + x)^{0.5}} \times \exp[-8.5 \times 10^{-4} (1 + x)^{0.5}], \quad (13)$$

where  $x \equiv N_{\text{H}_2}/5 \times 10^{14} \text{ cm}^{-2}$ ,  $b_5 \equiv b/10^5 \text{ cm s}^{-1}$ , and  $b = 1.29 \times 10^4 (T_K/A)^{1/2} \text{ cm s}^{-1}$ , where  $A$  is the atomic weight (Spitzer 1978). For  $\text{H}_2$ ,  $b = 9.12 \text{ km s}^{-1} (T/10^4 \text{ K})^{1/2}$ .

In the problem treated in this paper, we frequently find  $T \approx 10^3 - 5 \times 10^3 \text{ K}$  in the gas parcel (shell) which contributes most of the  $\text{H}_2$  column density. We also find that this gas parcel usually moves at  $v \approx 2 - 5 \text{ km s}^{-1}$  (see §6.2). The combined effect of the thermal broadening and the Doppler shift on the shielding function, then, may be well approximated by a thermally broadened shielding function with  $T \approx 10^4 \text{ K}$ . Throughout this paper, therefore, we use equation (13) with  $T = 10^4 \text{ K}$  to calculate the self-shielding. For the photo-dissociation rate, we use equation (12).

We show in Fig. 1 how much the static, cold shielding function (equation 11) may overestimate the self-shielding in our problem, by comparing this to the thermally-broadened shielding function (equation 13) at  $T = 10^4 \text{ K}$ . The biggest discrepancy between these two shielding functions exists for  $N_{\text{H}_2} \approx 10^{14} - 10^{16} \text{ cm}^{-2}$ . Interestingly enough, the  $\text{H}_2$  column density in our problem usually resides in this regime. It is crucial, therefore, to take into account the effects of thermal broadening and Doppler shift carefully, as we do in this paper.

#### 2.3.2 External Source

Since our calculations are 1-D, spherically-symmetric, we have assumed the external radiation source contributes a radial flux  $F_\nu^{\text{ext}}(r)$  at frequency  $\nu$  and radius  $r$ , measured from the minihalo centre, given by

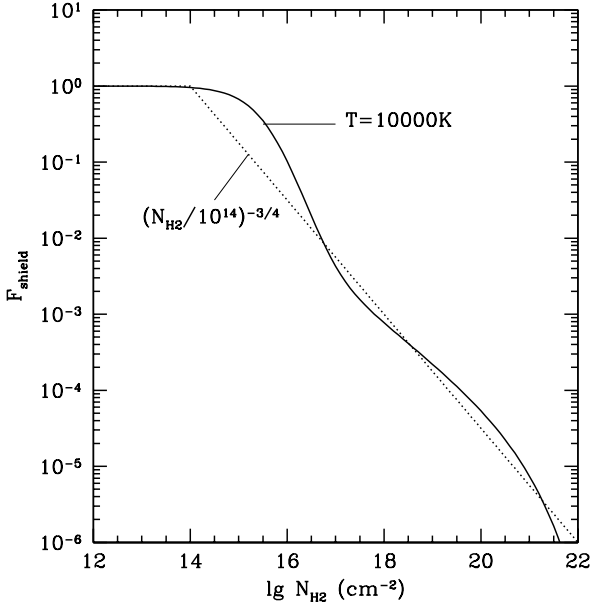
$$F_\nu^{\text{ext}}(r) = \frac{L_\nu^{\text{ext}}}{4\pi D^2} e^{-\tau_\nu(>r)}, \quad (14)$$

where  $L_\nu^{\text{ext}}$  is the source luminosity, and  $\tau_\nu(>r)$  is the optical depth along the radial direction from radius  $r$  to the source located at a distance  $r = D$ .

The radiative rate of species  $i$  at radius  $r$  is then given by

$$k_i(r) = \int_0^\infty d\nu \frac{\sigma_{i,\nu} 4\pi J_\nu(r)}{h\nu} = \int_0^\infty d\nu \frac{\sigma_{i,\nu} F_\nu^{\text{ext}}(r)}{h\nu}, \quad (15)$$

where we have used the fact that  $4\pi J_\nu = F_\nu^{\text{ext}}$ , as long as the external radiation can be approximated as a 1D planar flux. In practice, one calculates this rate in a given grid-cell – i.e. spherical shell – with finite thickness. If such a grid-cell has a small optical depth,  $F_\nu^{\text{ext}}$  is almost constant across the grid, so one could take the grid-centered value of



**Figure 1.** Power-law self-shielding function for cold, static gas vs. self-shielding function for hot gas at  $T = 10^4$  K. The problem of interest to us resides in the sensitive region,  $N_{\text{H}_2} \approx 10^{14} - 10^{16} \text{ cm}^{-2}$ , where the biggest discrepancy exists.

$F_{\nu}^{\text{ext}}$  to calculate  $k_i(r)$ . This naive scheme, however, does not yield an accurate result when a grid-cell is optically thick, where  $F_{\nu}^{\text{ext}}$  may vary significantly over the cell width. This problem occurs frequently for solving radiative transfer through optically thick media, where individual cells have large optical depth. In order to resolve this problem, we use a “photon-conserving” scheme like that described by Razoumov & Scott (1999) and Abel et al. (1999). The details of our implementation of this scheme are described in the Appendix.

## 2.4 Heating and Cooling

### 2.4.1 Photoheating

Photoheating results from thermalization of the residual kinetic energy of electrons after they are photoionized. In general, the photoheating function is described by

$$\begin{aligned} \Gamma = \sum_i \Gamma_i &= \sum_i n_i \int_0^\infty d\nu \frac{4\pi J_\nu \sigma_\nu}{h\nu} (h\nu - h\nu_{i,\text{th}}) \\ &= \sum_i n_i \int_0^\infty d\nu \frac{F_\nu^{\text{ext}} \sigma_\nu}{h\nu} (h\nu - h\nu_{i,\text{th}}), \end{aligned} \quad (16)$$

where  $h\nu_{i,\text{th}}$  is the threshold energy over which the residual photon energy is converted into the kinetic energy of electrons, and the net heating function  $\Gamma$  is the sum of individual heating functions ( $\{\Gamma_i\}$ ). In finite-differencing equation (16), we also use the photon-conserving scheme as we do for equation (15). This prevents cells with large optical depth from obtaining unphysically high heating rates. See Appendix for details.

### 2.4.2 Radiative cooling

Cooling occurs through various processes. For atomic species, it comes from collisional excitation, collisional ionization, recombination, free-free emission, and CMB photons scattering off free electrons (Compton cooling/heating). For atomic H and He, cooling is dominated by collisional excitation (for  $T \lesssim 2 \times 10^5 \text{ K}$ ) and free-free emission (for  $T \gtrsim 2 \times 10^5 \text{ K}$ ). The atomic cooling rate decreases rapidly at  $T \lesssim 10^4 \text{ K}$ , as there are no collisions energetic enough to cause excitation. It is difficult, therefore, to cool gas below  $T \approx 10^4 \text{ K}$  solely by atomic cooling of primordial gas.

Molecular hydrogen ( $\text{H}_2$ ), however, is able to cool gas below  $T \approx 10^4 \text{ K}$ , down to  $T \approx 100 \text{ K}$ , by collisional excitation of rotational-vibrational lines by H atoms. An important question to address is how much  $\text{H}_2$  is created, maintained, or destroyed under the influence of an ionizing and dissociating radiation field. Even a small fraction,  $n_{\text{H}_2}/n_{\text{H}} \gtrsim 10^{-4}$ , is sometimes enough to cool gas below  $10^4 \text{ K}$  (e.g. see Shapiro & Kang 1987).

We use cooling rates in the parametrized forms given by Anninos et al. (1997), except for the hydrogen molecular cooling. For  $\text{H}_2$  cooling, we use the fit given by Galli & Palla (1998), where the low density cooling rate has been updated significantly from the previously used rate by Lepp & Shull (1984), which suffers from the uncertainties associated with the only collisional coefficients available at that time. At low densities,  $n_{\text{H}} \lesssim 10^2 \text{ cm}^{-3}$ , the cooling rate of Lepp & Shull (1984) is bigger by an order of magnitude than that of Galli & Palla (1998) at  $T \approx 1000 \text{ K}$ .

## 2.5 Nonequilibrium chemistry

The general rate equation for the abundance of species  $i$  is given by

$$\frac{\partial n_i}{\partial t} = C_i(T, \{n_j\}) - D_i(T, \{n_j\})n_i, \quad (17)$$

where  $C_i$  is the collective source term for the creation of species  $i$ , and the second term is the collective “sink” term for the destruction of species  $i$ . The processes included and adopted are shown in Table 5 in the Appendix. Most of the rate coefficients are those from the fits by Shapiro & Kang (1987), with a few updates.

We also adopt the rate solving scheme proposed by Abel et al. (1997). It is well known that coupled rate equations in the form of equation (17) are “stiff” differential equations, whose numerical solution suffers from instability if explicit ODE solvers are used. Abel et al. (1997) show that their implicit, backward difference scheme provides enough stability. Accuracy of the solution is achieved by updating each species in some specific order, rather than updating all species simultaneously from their values at the last time step. In addition, the abundance of the relatively fast reactions of  $\text{H}^-$  and  $\text{H}_2^+$  are approximated by their equilibrium values, which are expressed by simple algebraic equations. See the Appendix for the corresponding finite-differencing scheme.

We will frequently quote our results in terms of the fractional number density of species  $i$ ,  $y_i \equiv \frac{n_i}{n_{\text{H}}}$ , where  $n_{\text{H}}$  is the number density of the total atomic hydrogen atoms.

We use  $x$ , however, to denote the fractional electron number density,  $y_e$ , which is a measure of the ionized fraction.

## 2.6 Code tests

We tested our code against the following problems which have analytic solutions:

test problems which included gravity, radiative transfer, chemistry and hydrodynamics simultaneously.

(A) the self-similar, spherical, cosmological infall and accretion shock resulting from a point-mass perturbation in an Einstein-de Sitter universe of gas and collisionless dark matter (Bertschinger 1985);

(B) the self-similar blast wave which results from a strong, adiabatic point explosion in a uniform gas – the Sedov solution (Sedov 1959);

(C) the propagation of an I-front from a steady point-source in a uniform, static medium

(D) the gas-dynamical expansion of an H II region from a point source in a uniform gas (Lasker 1966)

(E) the gas-dynamical expansion-phase of the H II region from a point-source in a nonuniform gas whose density varies with distance  $r$  from the source as  $r^{-w}$ ,  $w = 3/2$  (Franco, Tenorio-Tagle, & Bodenheimer 1990).

Our code passed all the tests described above with an acceptable accuracy.

## 3 THE SIMULATIONS

### 3.1 Initial Setup

We now describe the initial setup for the problem of radiative feedback effects of Pop III stars on nearby haloes at  $z \approx 20$ . The first stars form inside rare, high density peaks at high redshift. We place target haloes of different mass  $M = [2.5 \times 10^4, 5 \times 10^4, 10^5, 2 \times 10^5, 4 \times 10^5, 8 \times 10^5] M_\odot$  at different locations from the source, with proper distance  $D = \{180, 360, 540, 1000\}$  pc, which are all assumed to be affected directly by the radiation field from the source Pop III star of mass  $M_* = 120 M_\odot$ . We expose the target halo to this radiation field for the lifetime of the star,  $t_*(120 M_\odot) \simeq 2.5$  Myrs (Schaerer 2002). The source Pop III star is assumed to be located in a halo of mass  $M \simeq 10^6 M_\odot$ . Time is measured from the arrival of the stellar radiation at the location of the target minihalo.

This setup is well justified by the cosmological simulations by Alvarez et al. (2006a). A cosmological gas and N-body simulation of structure formation in the  $\Lambda$ CDM universe on small scales by a GADGET/SPH code was used to identify the site at which the first Pop III star would form. This occurred at  $z = 20$ , at the location of the highest density SPH particle in the simulation box, located within a halo of mass  $M \simeq 10^6 M_\odot$ . This provided the initial density field for the I-front tracking calculations in Alvarez et al. (2006a). The I-front from this first star escaped from the

host halo quickly with high escape fraction, traveling as a supersonic, weak R-type front. By the end of the lifetime of the star ( $\sim [3 - 2]$  Myrs) for stellar masses in the range  $M_* \sim [80 - 200] M_\odot$ , the star's H II region had reached a maximum radius of about 3 kpc.

We approximate the spectral energy distribution (SED) of the source star by a blackbody spectrum. A Pop III star of mass  $M_* \approx 120 M_\odot$ , according to Schaerer (2002), has the time-average effective temperature  $T_{\text{eff}} \approx 10^5$  K and luminosity  $L = \int_0^\infty d\nu L_\nu \approx 10^{6.243} L_\odot$ . The corresponding ionizing photon luminosity with this blackbody spectrum is  $Q_* \equiv \int_{\nu_H}^\infty d\nu L_\nu / h\nu = 1.5 \times 10^{50} \text{ s}^{-1}$ , where  $h\nu_H \equiv 13.6$  eV is the hydrogen ionization threshold energy. We assume that the source radiates with these time-averaged values throughout its lifetime, then stops. As the photons escape in a time scale short compared to the lifetime of the star and the escape fraction is high, we simply ignore the effect of the intervening gas (e.g. optical depth from the host halo and the IGM) and assume that the bare radiation field hits the edge of target haloes directly.

As we fix the luminosity of the source, different distances correspond to different fluxes. We express the frequency-integrated ionizing photon flux,  $F$  in units of  $10^{50} \text{ s}^{-1} \text{ kpc}^{-2}$ , to give the dimensionless flux,  $F_0 \equiv N_{\text{ph},50}/D_{\text{kpc}}^2 = N_{\text{ph},56}/D_{\text{Mpc}}^2$ , where  $N_{\text{ph},50}$  is the ionizing photon luminosity (in units of  $10^{50} \text{ s}^{-1}$ ) and  $D_{\text{kpc}}$  ( $D_{\text{Mpc}}$ ) is the distance in units of kpc (Mpc), respectively. The value  $F_0 \approx 1$  is typical for minihaloes encountered by intergalactic I-fronts during global reionization (e.g. see Shapiro et al. 2004). Interestingly enough,  $F_0$  for our “small-scale” problem has a similar value. The Pop III star in our problem has  $N_{\text{ph},50} \equiv Q_*/10^{50} \text{ s}^{-1} = 1.5$ . For distances 180 pc, 360 pc, 540 pc and 1000 pc,  $F_0$  corresponds to 46.3, 11.6, 5.14 and 1.5, respectively.

### 3.2 Initial Halo Structure

For the initial halo structure, we adopt the minimum-energy truncated isothermal sphere (TIS) model (Shapiro, Iliev, & Raga 1999; Iliev & Shapiro 2001), which will be described further in §3.2.1. The thermodynamic properties and chemical abundances of the gas in these target haloes, however, is somewhat ambiguous. The density and virial temperature of these haloes are higher than those of the IGM in general, which drives their chemical abundances to change from the IGM equilibrium state to a new equilibrium state. The most notable feature is the change of  $y_{\text{H}_2}$  and  $x$ . The IGM equilibrium value of the electron abundance,  $x \approx 10^{-4}$ , is high enough to promote  $\text{H}_2$  formation inside minihaloes to yield a high molecule fraction,  $y_{\text{H}_2} \approx 10^{-4} - 10^{-3}$ . At the density of gas in the halo core, this newly created  $\text{H}_2$  is capable of cooling the minihalo gas to  $T \approx 100$  K, and depending on the virial temperature, the minihalo may, therefore, undergo a runaway collapse.

The time for this evolution of the target halo gas is short compared to the age of the universe when the first star forms in their neighborhood. As a result, it is likely that the target haloes are exposed to the ionizing and dissociating radiation from that first star as they are in the midst of evolving, with fine-tuning required to catch all of them in a particular stage

<sup>4</sup> The additional case of  $D = 50$  pc,  $F_0 = 600$ ,  $M = 5.5 \times 10^5 M_\odot$ , will be discussed separately in §6.6 with regard to the case in which the target minihalo is merging with the minihalo which hosts the star, separated by less than its virial radius from the star

of this evolution. As the evolutionary “phase” of our target haloes is uncertain, we adopt two different phases as our representative initial conditions. In Phase I, chemical abundances have not yet evolved away from their IGM equilibrium values. This stage is characterized by low  $\text{H}_2$  fraction,  $y_{\text{H}_2} \sim 2 \times 10^{-6}$  and high electron fraction,  $x \sim 10^{-4}$ . Phase II is the state which is reached, after allowing the Phase I minihalo to evolve chemically, thermodynamically and hydrodynamically for a few million years (a small fraction of a Hubble time,  $t_{\text{H}} = 186$  Myrs at  $z = 20$ ), until the electron fraction has decreased to  $x \sim 10^{-5}$ . Phase II is characterized by high  $\text{H}_2$  fraction,  $y_{\text{H}_2} \sim 10^{-4} - 10^{-3}$ , and cooling-induced compression of the core relative to Phase I, by a factor between 1 and 20, higher for higher minihalo mass.

### 3.2.1 Phase I: Unevolved Halo with IGM chemical abundance in hydrostatic equilibrium

The first phase we choose is the initial state we assumed above, namely the nonsingular TIS structure with IGM chemical abundances. This phase is characterized by gas in hydrostatic equilibrium, with the truncation radius (outer boundary of the halo)

$$r_t = 102.3 \left( \frac{\Omega_0}{0.27} \right)^{-1/3} \left( \frac{h}{0.7} \right)^{-2/3} \times \left( \frac{M}{2 \cdot 10^5 M_\odot} \right)^{1/3} \left( \frac{1+z}{1+20} \right)^{-1} \text{ pc}, \quad (18)$$

the virial temperature

$$T = 593.5 \left( \frac{\mu}{1.22} \right) \left( \frac{\Omega_0}{0.27} \right)^{1/3} \left( \frac{h}{0.7} \right)^{2/3} \times \left( \frac{M}{2 \cdot 10^5 M_\odot} \right)^{2/3} \left( \frac{1+z}{1+20} \right) \text{ K}, \quad (19)$$

where  $\mu$  is the mean molecular weight (1.22 for neutral gas and 0.59 for ionized gas) and the central density

$$\rho_0 = 4.144 \times 10^{-22} \left( \frac{\Omega_0}{0.27} \right) \left( \frac{h}{0.7} \right)^2 \left( \frac{1+z}{1+20} \right)^3 \text{ g cm}^{-3}, \quad (20)$$

which can also be expressed in terms of the hydrogen number density by

$$n_{\text{H},0} = \frac{X(\Omega_b/\Omega_0)\rho_0}{m_{\text{H}}} = 30 \left( \frac{X}{0.76} \right) \left( \frac{\Omega_b}{0.043} \right) \left( \frac{h}{0.7} \right)^2 \left( \frac{1+z}{1+20} \right)^3 \text{ cm}^{-3} \quad (21)$$

where  $X$  is the hydrogen mass fraction in the baryon component. This central density is about  $1.8 \times 10^4 \bar{\rho}(z)$ , where  $\bar{\rho}(z)$  is the mean matter density at redshift  $z$ , while at  $r = r_{\text{tr}}$ ,  $\rho = 35 \bar{\rho}(z)$ . For more details, see Shapiro et al. (1999) and Iliev & Shapiro (2001).

We assign chemical abundances that reflect the IGM equilibrium state, which is characterized by high electron fraction – high enough to promote  $\text{H}_2$  formation under the right conditions – and low  $\text{H}_2$  fraction – low enough to contribute negligible molecular cooling. We adopt  $y_{\text{H}} = 1$ ,  $y_{\text{He}} = 0.0789$ ,  $x \simeq y_{\text{H}^+} = 10^{-4}$ ,  $y_{\text{H}_2} = 2 \times 10^{-6}$ , and  $\{y_i\} = 0$  for other species (see, e.g. SGB94; Ricotti et al. 2001).

### 3.2.2 Phase II: Evolved Halo with Recombining and Cooling Core

The second initial condition we choose is the evolved state (Phase II) reached by allowing the system to evolve from Phase I initial conditions before the arrival of radiation from the Pop III star. In particular, we follow this evolution until the central electron fraction has dropped to  $10^{-5}$  by recombination from Phase I. We choose this condition because it is now characterized by high molecule and low electron fraction, contrary to Phase I. The fate of this halo will then mainly be determined by how easily this abundant  $\text{H}_2$  is protected against dissociating radiation after the star turns on. The answer will also depend upon how much change has occurred hydrodynamically, because in some cases the halo core may have cooled and collapsed significantly enough to be unaffected by the feedback from *late* irradiation.

The time to reach Phase II is different for different mass haloes because of different gas properties. Initially, as we start from the TIS density profile whose central density is independent of the halo mass, the recombination rate is higher for smaller mass haloes, because hydrogen recombines according to the following:

$$\frac{dx}{dt} \propto n_{\text{H}} n_e T^{-0.7}. \quad (22)$$

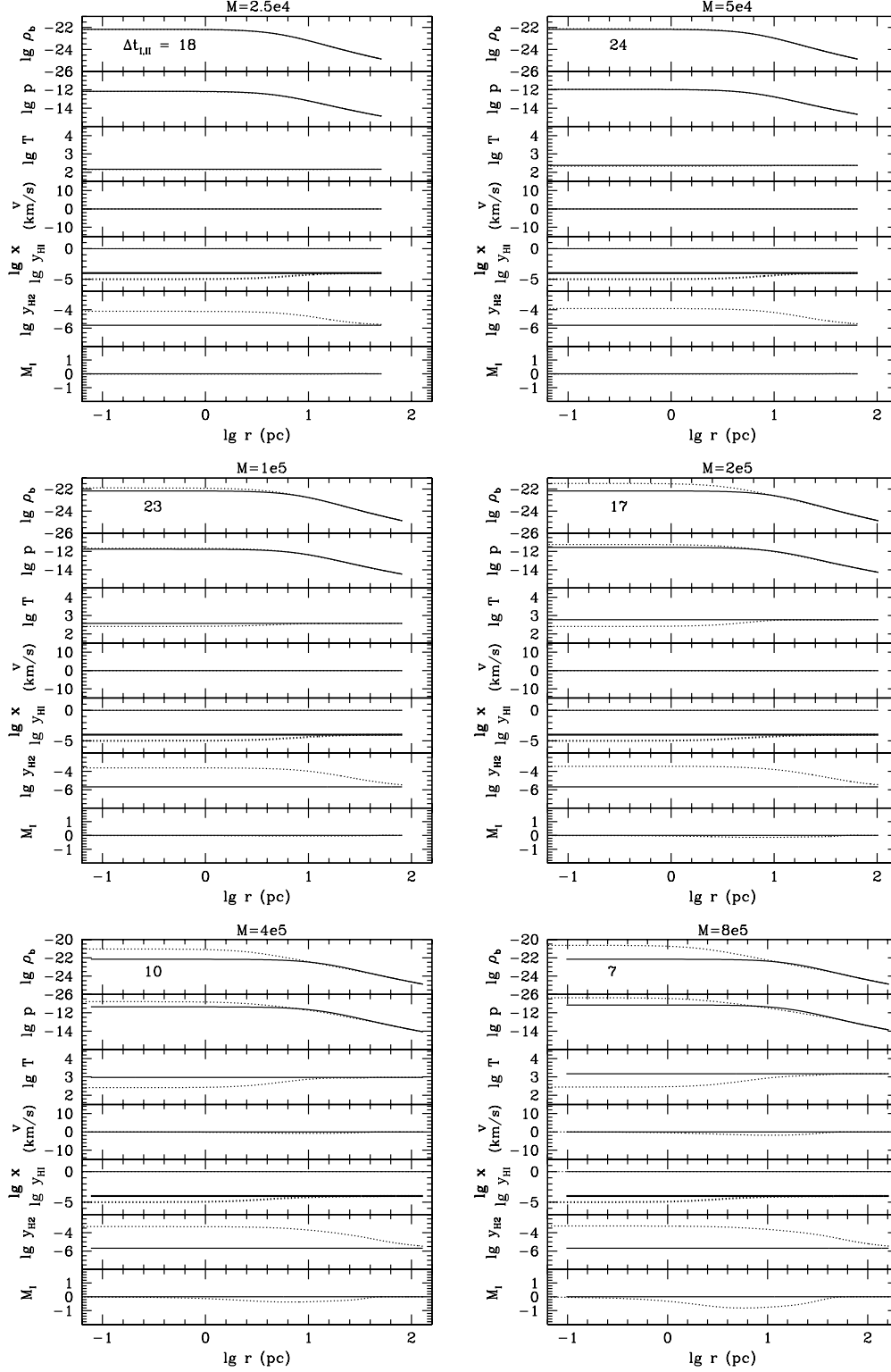
The situation becomes complicated, however, once evolution begins and density changes. The  $\text{H}_2$  cooling and collapse in the central region of the haloes is increasingly effective as halo mass increases, because of the increasingly large difference between the virial temperature and the  $\text{H}_2$  cooling temperature plateau,  $\sim 100$  K. The corresponding rapid collapse and cooling in massive haloes can easily offset the initial temperature dependence by obtaining high density and low temperature, as is seen in equation (22). Phase II for large mass haloes represents haloes that have already started their cooling and collapse.

In Fig. 2, we show halo profiles in Phase I and Phase II for different halo masses. We also show how much time it takes for the haloes to evolve from Phase I to Phase II. The times for gas at the halo centre to recombine to  $x = 10^{-5}$  are in the range  $7 \leq \Delta t_{\text{I,II}} (\text{Myrs}) \leq 24$  for halo masses  $0.25 \leq M/(10^5 M_\odot) \leq 8$ , peaked at  $\Delta t_{\text{I,II}} = 24$  Myrs for  $M = 5 \times 10^4 M_\odot$ . In all cases,  $\Delta t_{\text{I,II}} \ll t_{\text{H}} = 186$  Myrs, the age of the universe at  $z = 20$ .

## 4 HALO EVOLUTION FROM FULLY-IONIZED INITIAL CONDITIONS: THE CONSEQUENCES OF IRRADIATION WITHOUT OPTICAL DEPTH

Before describing the results of our full radiative transfer, hydrodynamics calculation, we describe an experiment designed to show the effect of neglecting the optical depth of the minihalo to ionizing radiation from the external star during the star’s lifetime on the minihalo’s evolution after the star shuts off. For this purpose, we assume the target minihalo is initially fully-ionized and heated to the temperature of a photoionized gas as it would be if it were instantaneously flash-ionized by starlight in the optically-thin limit. Such a setup is equivalent to that used by O’Shea et al.





**Figure 2.** Initial conditions for target haloes. We choose two different phases of TIS halo evolution as separate initial conditions. Phase I (unevolved; IGM abundance; solid) and Phase II (evolved from Phase I for a time  $\Delta t_{\text{I,II}}$  until  $x = 10^{-5}$  at centre; dotted) are plotted for each mass of target halo. Each panel is labelled with the value of  $\Delta t_{\text{I,II}}$  in Myrs. Note that hydrodynamic difference between two phases is evident in haloes of mass  $M \gtrsim 2 \times 10^5 M_{\odot}$ .

(2005), where they find that second-generation star formation is triggered when the ionization of the minihalo caused by the nearby Pop III star leads to cooling by  $\text{H}_2$ . The high initial electron fraction present because of the assumption of full ionization allows quick formation of  $\text{H}_2$ , which then cools the central region before it reaches the escape velocity.

For this experiment, we initialized ionized fractions as following:  $y_{\text{HI}} = 6.4 \times 10^{-4}$ ,  $x = 1.15$ ,  $y_{\text{HII}} = 1$ ,  $y_{\text{HeI}} = 6.8 \times 10^{-6}$ ,  $y_{\text{HeII}} = 8.9 \times 10^{-3}$ ,  $y_{\text{HeIII}} = 7 \times 10^{-2}$ ,  $y_i = 0$  for other species. Without disturbing the halo density profile – we use the TIS halo model, which is described in §3.2.1 –, we also assigned a high initial temperature appropriate for photoionized gas,  $T = 2 \times 10^4 \text{K}$ . These abundance and temperature values roughly mimic the condition found in typical H II regions.

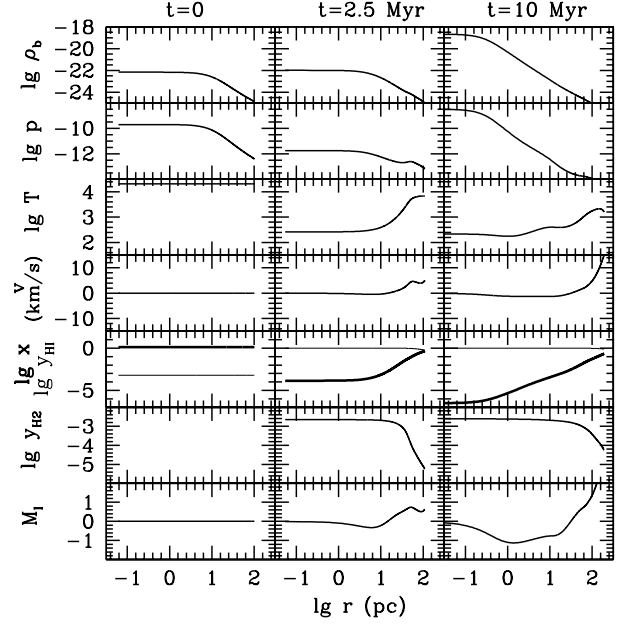
We find that such an initial condition leads to the collapse of the core region, when the formation of  $\text{H}_2$  stimulated by the high initial electron fraction enables  $\text{H}_2$  cooling. Gas in the outskirts evaporates from the halo, however, because pressure forces accelerate the gas to escape velocity before it can form  $\text{H}_2$  and cool. The  $\text{H}_2$  cooling and adiabatic cooling which happen later in this outflowing gas do not reverse the evaporation (Fig. [3]).

Our results for this case agree with the outcome of O’Shea et al. (2005). This led those authors to suggest that the first stars exerted a positive feedback effect on their surroundings, triggering a second generation of star formation. A question arises, however, as to whether this fully-ionized initial condition of nearby minihaloes is actually achieved by the first Pop III star to form in their neighborhood. As already mentioned in § 1, Alvarez et al. (2006a) found that the I-front from this Pop III star gets trapped in those minihaloes and cannot reach the central region before the star dies. In this paper, we will confirm that the fully-ionized initial condition of O’Shea et al. (2005) is never achieved when one considers the coupled radiative and hydrodynamic processes more fully. We will also show that, if any protostellar region is to form in the target halo, it does so in the neutral core region which the ionizing photons do not penetrate.

## 5 MINIMUM HALO MASS FOR COLLAPSE: THE CASE WITHOUT RADIATIVE FEEDBACK

When a minihalo forms as a nonlinear, virialized, gravitationally-bound structure out of the linearly perturbed IGM, a change of chemical abundance occurs due to the change of gas properties. Most importantly, the hydrogen molecule fraction changes from the IGM equilibrium value,  $y_{\text{H}_2} \sim 2 \times 10^{-6}$ , to a new equilibrium value,  $y_{\text{H}_2} \gtrsim 10^{-4}$ . Even with such a small fraction,  $\text{H}_2$  can cool gas to  $T_{\text{H}_2} \simeq 100 \text{K}$ , where  $T_{\text{H}_2}$  represents the temperature “plateau” that gas in primordial composition can reach by  $\text{H}_2$  cooling.

There exists a minimum collapse mass of minihaloes,  $M_{\text{c,min}}$ , above which haloes, in the absence of external radiation, can form cooling and collapsing cores within the Hubble time at a given redshift. The gap between the  $\text{H}_2$  cooling plateau temperature,  $T_{\text{H}_2}$ , and the minihalo virial temperature,  $T_{\text{vir}}$ , given by equation (19) is a useful indicator of the success or failure of collapse. For instance, at



**Figure 3.** Evolution of a “flash-ionized” TIS halo – i.e. initially fully-ionized at  $T = 2 \times 10^4 \text{K}$  of  $M = 2 \times 10^5 M_\odot$ . From left to right, each panel corresponds to  $t=0, 2.5$ , and  $7.5$  Myrs. Note that initially ( $t=0$ ) absent  $\text{H}_2$  is quickly created and cools the central region, while the initially hot gas in the outskirts evaporates before it cools. In each panel, from top to bottom, baryon density  $\rho_b$ , pressure  $p$ , temperature  $T$ , velocity  $v$ , electron fraction ( $x$ ; thick)/neutral fraction ( $y_{\text{HI}}$ ; thin), molecule fraction  $y_{\text{H}_2}$  and the isothermal Mach number  $M_I$  are plotted, respectively. Unless specified otherwise, the subsequent figures will follow the convention used in this figure.

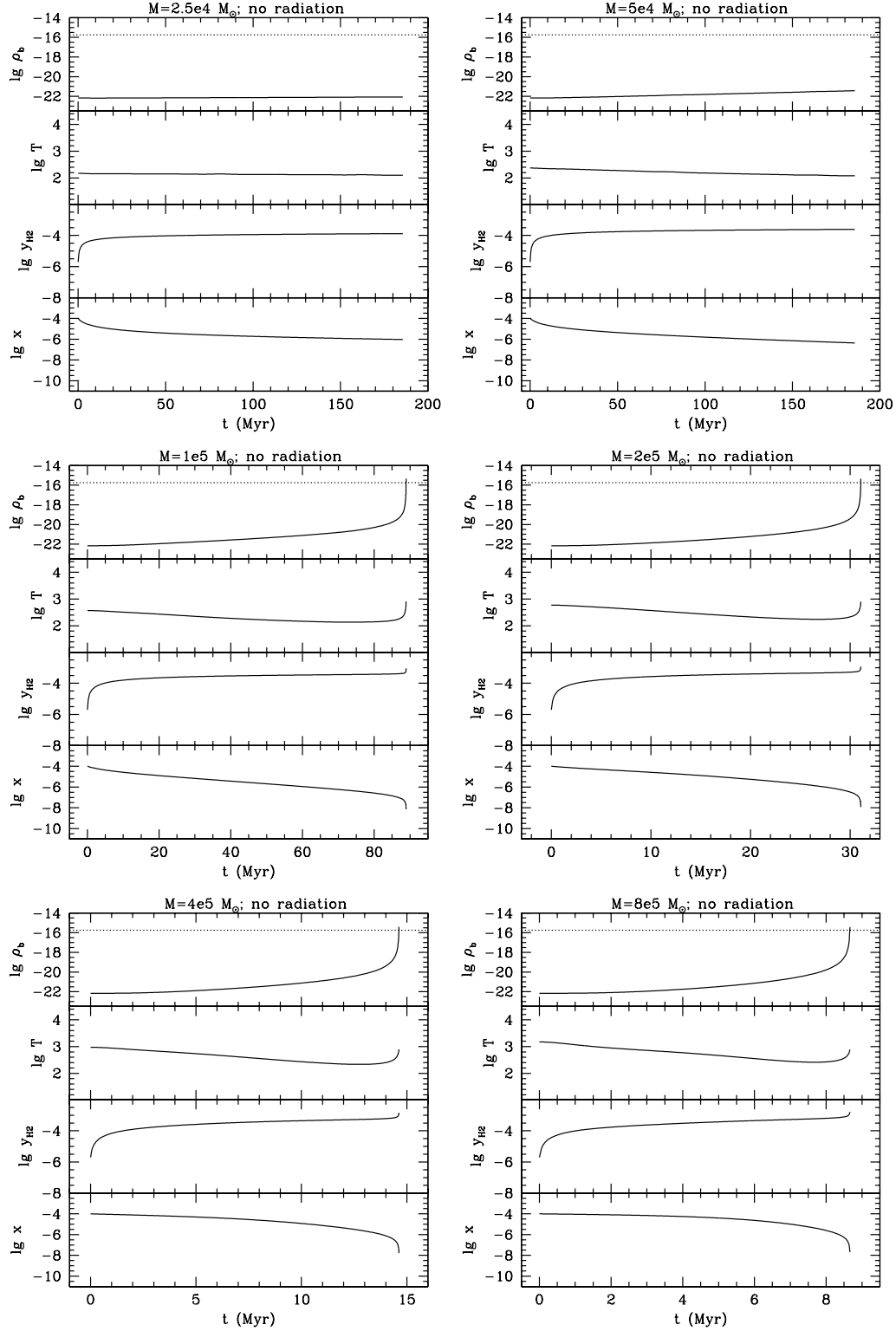
$z \approx 20$ ,  $T_{\text{vir}} \sim 160 \text{K}$  for  $M = 2.5 \times 10^4 M_\odot$ . As  $T_{\text{vir}} \simeq T_{\text{H}_2}$ , even after gas cools to  $T_{\text{H}_2}$ , it cannot collapse fast enough to serve as a site for star formation. On the other hand,  $T_{\text{vir}} \sim 10^3 \text{K}$  for  $M = 4 \times 10^5 M_\odot$ , and the temperature’s cooling down to  $T_{\text{H}_2} \approx 100 \text{K}$  will make the gas gravitationally unstable, which will lead to runaway collapse. This argument is supported by the results of Haiman, Thoul, & Loeb (1996b), for example, that collapse can occur only in haloes with  $T_{\text{vir}} \gtrsim 100 \text{K}$ .

We model the initial minihalo structure by the TIS model as described in §3.2.1 and let it evolve in the absence of radiation, starting from the IGM chemical abundance and minihalo virial temperature (Phase I). We determine  $M_{\text{c,min}}$  by the criterion

$$t_{\text{coll}} = t_{\text{H}}, \quad (23)$$

where  $t_{\text{coll}}$  is the time at which the central density reaches  $n_{\text{H}} = 10^8 \text{cm}^{-3}$  (the density suitable for initiating three-body  $\text{H}_2$  formation; see e.g. Abel et al. 2000), and  $t_{\text{H}}$  is the Hubble time at a given redshift.

We find that  $M_{\text{c,min}} \simeq 7 \times 10^4 M_\odot$  at  $z = 20$  (see Fig. 4). We have plotted the evolution of minihalo centres in the absence of radiation, where each run starts from Phase I. This is in rough agreement with  $M_{\text{c,min}} \simeq 1.25 \times 10^5 M_\odot$ , the value found by Machacek et al. (2001). The discrepancy is larger with results by Fuller & Couchman (2000) and Yoshida et al. (2003), where they obtain  $M_{\text{c,min}} \simeq 7 \times 10^5 M_\odot$ . The biggest contrast exists with Tegmark et al.



**Figure 4.** Evolution of the centre of TIS minihaloes without radiation. Initially, minihaloes have structure described by the TIS model (see Phase I depicted by solid lines in Fig. 2) with the equilibrium value of primordial IGM chemical abundances. We define  $t_{\text{coll}}$  as the time to reach  $n_{\text{H}} = 10^8 \text{ cm}^{-3}$ , represented by the horizontal dotted lines.

(1997), where they find  $M_{c,\min} \simeq 2 \times 10^6 M_\odot$  at  $z \approx 20$ , almost 30 times as large as our findings.

We argue that this discrepancy in minimum collapse mass results primarily from how well the minihalo structure is resolved. Unless the centre, which gains the highest molecule formation rate due to the highest density, is fully resolved, one could be misled by a poor numerical resolution such that certain low-mass haloes, which can cool and collapse in reality, are in hydrostatic equilibrium in the simulation. The resolution becomes poorer in the following sequence: Machacek et al. (2001), which gives the best agreement with our result, used an adaptive mesh refinement (AMR) scheme, resolving baryonic mass down to  $M_b \sim 5 M_\odot$ . Such high resolution is suitable to resolve even the central part of the smallest minihaloes whose total baryonic mass content is roughly  $2 - 3 \times 10^3 M_\odot$ . Fuller & Couchman (2000) and Yoshida et al. (2003), on the other hand, used the smoothed particle hydrodynamics (SPH) scheme, using SPH particles of mass  $M_b \sim 40 - 140 \times 10^2 M_\odot$ . Finally, Tegmark et al. (1997) used a uniform top-hat model, where there is no radial variation in gas properties such as density and temperature, thus the central region is, in effect, completely unresolved. In addition, some of the rates used in Tegmark et al. (1997) were not accurate (Fuller & Couchman 2000).

We believe that  $M_{c,\min} \simeq 7 \times 10^4 M_\odot$  at  $z = 20$  is close to reality, because our 1-D spherical setup is based upon the TIS model which is a highly concentrated structure, and the resolution of our code is superior to previous calculations<sup>5</sup>. It is not our objective, however, to settle the exact value of  $M_{c,\min}$ . This estimate is based upon our specific criterion described in this section, and is subject to change under different criteria. This may also change if one adopts a more realistic halo formation history to account, for instance, for dynamical heating by accretion (see Yoshida et al. 2003). As the haloes we choose are rather conservatively divided into successful collapse (for  $M \geq 10^5 M_\odot$ ) and failure (for  $M < 10^5 M_\odot$ ), agreeing with AMR simulation result by Machacek et al. 2001, we shall proceed with our choice of parameter space and *see how this fate of minihaloes changes as a result of external radiation from a Pop III star*.

## 6 RESULTS: RADIATIVE FEEDBACK ON NEARBY MINIHALOS BY AN EXTERNAL POP III STAR

As described in §3.1, we expose target haloes of different mass to the radiation from a Pop III star whose spectrum is approximated as a  $10^5$  K blackbody radiation field and whose flux is attenuated by the geometrical factor  $\left(\frac{D}{R_*}\right)^{-2}$  for different values of  $D$ . In this section, we summarize the simulation results for both the Phase I (early irradiation) and the Phase II (late irradiation) initial conditions.

<sup>5</sup> After this paper was written a new preprint was posted which is consistent with our description here, finding  $M_{c,\min} \approx 10^5 M_\odot$  (O’Shea & Norman 2006).

### 6.1 I-front trapping and photo-evaporation

In all cases, even in the presence of evaporation, we find no evidence of penetration of ionizing radiation into the halo core. This is consistent with the results of Alvarez et al. (2006a) for the H II regions of the first Pop III stars and of Shapiro et al. (2004) and Iliev et al. (2005) for the encounters between intergalactic I-fronts and minihaloes during reionization. There are two main reasons for this behavior. First, the total intervening hydrogen column density is initially high enough to trap the I-front outside the core. Second, the lifetime of the source is short compared to the evaporation time. If the source lived longer than the evaporation time, the I-front would eventually have reached the centre of the halo. In that case, Shapiro et al. (2004) find that the minihalo gas is completely evaporated. In our problem, however, the slow evaporation does not allow the I-front to reach the centre within the lifetime of a Pop III star.

The I-front entering the minihaloes propagates as a weak R-type front in the beginning. The I-front then makes the transition to the D-type, after reaching the R-critical state. This R-critical state is reached when the I-front velocity  $v_I$  satisfies the following condition:

$$v_I = c_{I,2} + (c_{I,2}^2 - c_{I,1}^2)^{0.5}, \quad (24)$$

where  $c_I$  is the isothermal sound speed,  $c_I \equiv \sqrt{p/\rho}$ , and subscripts 1 and 2 represent pre-front and post-front, respectively. When the I-front propagates into a cold region ( $T \ll 10^4$  K, as in our problem, this condition is approximately  $v_I \approx 2 c_{I,2} \approx 20 \text{ km s}^{-1}$ ). In all cases, we find that this transition occurs in times less than the lifetime of the source star, 2.5 Myrs. After reaching the R-critical state, gas in front of the I-front forms a shock, which then detaches from the slowed I-front. As an example, we plot in Fig. 5 the profiles of Phase I,  $4 \times 10^5 M_\odot$  halo at  $t = t_{R-\text{crit}}$  under different fluxes.

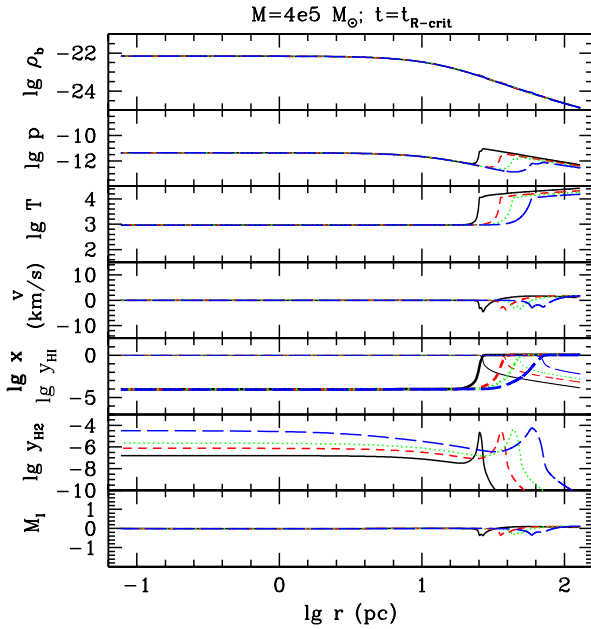
All of the post-front (ionized) gas, initially undisturbed, eventually evaporates away, accelerated outward by a large pressure gradient. As the line-of-sight is cleared by this evaporation, ionizing radiation penetrates deeper, until the source turns off. See Figs. 5, 6 and 7 for the evolution of the I-front.

This result invalidates the initial condition adopted by O’Shea et al. (2005) and Mesinger et al. (2006) which led them to find that  $\text{H}_2$  formed in the core region after it was ionized and then cooled while recombining, once the source turned off. As we show, the core remains neutral before and after the source is turned off, so the mechanism explored by O’Shea et al. (2005) does not work. This neutral core, therefore, must find a different way to cool and collapse if star formation is to happen in the target minihalo.

What happens to the initially ionized gas after the star turns off? This gas recombines as it cools radiatively and by adiabatic expansion, even forming  $\text{H}_2$  molecules. We find that this cooling cannot reverse the evaporation, however. Gas is simply carried away with the initial momentum given to it when it was in an ionized state. In Table 1, we list the fraction of the baryonic halo mass which is ionized during the lifetime of the star. This mass serves as a crude estimate of the mass lost from these haloes by evaporation. We found

**Table 1.** Ionized mass fraction of baryons for different mass target haloes (columns) at different distances from a  $120 M_{\odot}$  Pop III star (rows; fluxes in units of  $10^{50} \text{ s}^{-1} \text{ kpc}^{-2}$ ,  $F_0$ , in square brackets). The ratio shown here is the mass ionized during the lifetime of the star to the total baryon mass.

$D$ (pc) [ $F_0$ ]	Total Halo Mass in $10^5 M_{\odot}$ units (Halo Baryon Mass in $10^5 M_{\odot}$ units)					
	0.25	$0.5 \cdot 10^4$	1	2	4	8
	(0.043)	(0.086)	(0.17)	(0.34)	(0.69)	(1.371)
180 [46.3]	0.95	0.92	0.88	0.84	0.82	0.79
360 [11.6]	0.85	0.81	0.77	0.74	0.70	0.67
540 [5.14]	0.78	0.74	0.70	0.66	0.62	0.59
1000 [1.5]	0.66	0.60	0.55	0.50	0.47	0.43

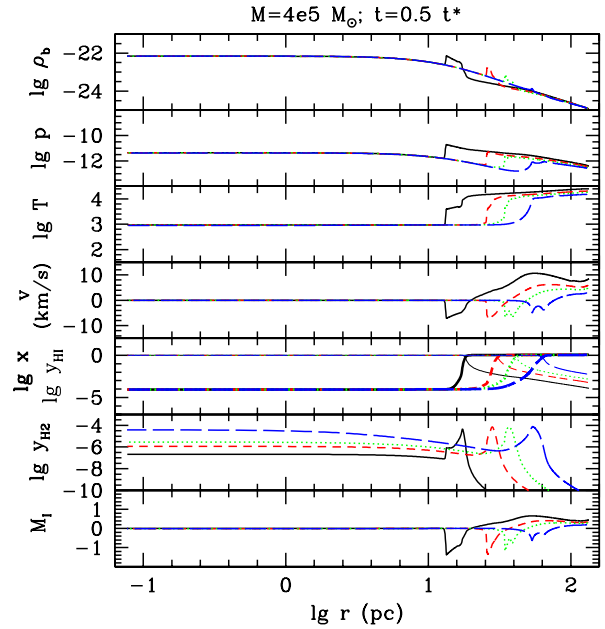


**Figure 5.** Radial profiles of  $4 \times 10^5 M_{\odot}$  halo at  $t = t_{R-crit}$  in Phase I, for different fluxes (distances). R-critical condition is met by the condition  $v_I \approx 2c_{s,I,2} \approx 20 \text{ km s}^{-1}$ , when the I-front makes a transition from R-type to D-type. Different distances to the source are represented by different line types:  $D = 180 \text{ pc}$  ( $F_0 = 46.3$ ; black, solid),  $D = 360 \text{ pc}$  ( $F_0 = 11.6$ ; red, short-dashed),  $D = 540 \text{ pc}$  ( $F_0 = 5.14$ ; green, dotted),  $D = 1000 \text{ pc}$  ( $F_0 = 1.5$ ; blue, long-dashed). In the fifth panel from top, electron fraction  $x$  and neutral hydrogen fraction  $y_H$  (thin) are plotted. As is shown in the density ( $\rho_b$ ) plot, gas just starts to respond to the I-front hydrodynamically, as the initial R-type, supersonic I-front slows down to reach the R-critical phase. Also note that the shorter the distance, the deeper the I-front is (i.e. smaller  $r$ ) at  $t = t_{R-crit}$ .

no major difference between Phase I and Phase II in this matter, so we provide only one table.

## 6.2 Formation of $H_2$ precursor shell in Front of the I-Front

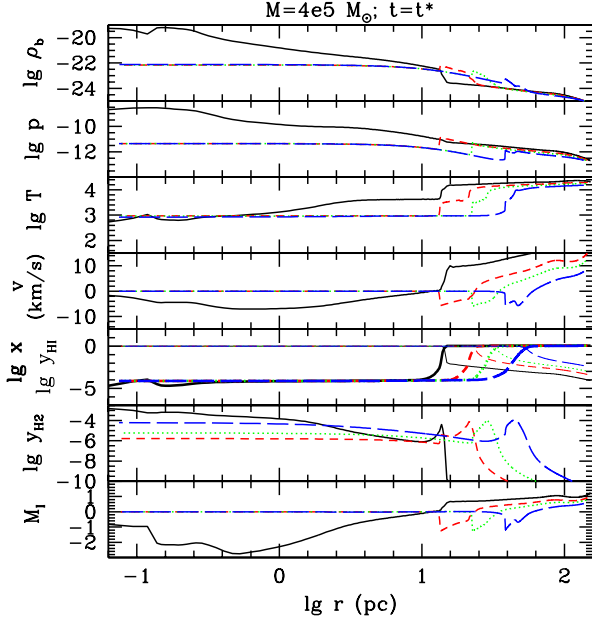
We find that a thin shell of  $H_2$  is formed just ahead of the I-front, with peak abundance  $y_{H_2} \approx 10^{-4}$ . It happens mainly because the increased electron fraction across the I-front promotes the formation of  $H_2$ . More precisely, the gas



**Figure 6.** Radial profiles of  $4 \times 10^5 M_{\odot}$  halo at  $t = 0.5 t_*$  in Phase I, for different fluxes (distances). Same line types are used as in figure 5.

ahead of the I-front is ionized to the extent that the electron abundance is large enough to form  $H_2$ , but at the same time too low to drive significant collisional dissociation of  $H_2$ . The width of this  $H_2$  shell and the amount of  $H_2$  in this region is determined by the hardness of the energy spectrum of the source: the width of the I-front is of the order of the mean free path of the ionizing photons. Pop III stars, in general, produce a large number of hard photons due to their high temperature, which can penetrate deeper into the neutral region than soft photons.

This precursor  $H_2$  shell feature is evident in Figs 5, 6, and 7. We show the detailed structure of these  $H_2$  shells in Figure 8, where we plot the radial profile of the abundance of different species for the case of  $M = 4 \times 10^5 M_{\odot}$ , Phase I,  $D = 540 \text{ pc}$  ( $F_0 = 5.14$ ) at  $t = 0.5 t_*$ . We note the similarity between our results and those of Ricotti, Gnedin, & Shull (2001) for an I-front in a uniform, static IGM at the mean density (see Fig. [3] in Ricotti et al. 2001) which also show

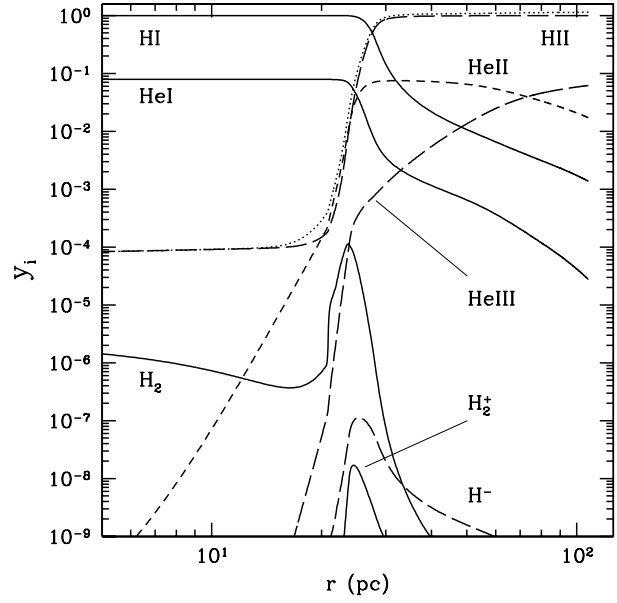


**Figure 7.** Radial profiles of  $4 \times 10^5 M_\odot$  halo at  $t = t_*$  in Phase I, for different fluxes (distances). Same line types are used as in figure 5.

a precursor  $H_2$  shell. A similar effect was reported by Susa & Umemura (2006), as well.

What is the importance of this  $H_2$  shell in protecting the central region of haloes from dissociating radiation? The molecular column density obtained by this  $H_2$  shell sometimes reaches  $\sim 10^{16} \text{ cm}^{-2}$ , which provides an appreciable amount of self-shielding. The self-shielding due to the  $H_2$  shell, however, is not the major factor that determines whether or not the  $H_2$  in the core region is protected. A more important factor is which evolutionary phase the target halo is in when it is irradiated. Roughly speaking, when a target halo is irradiated early in its evolution (Phase I), the precursor  $H_2$  shell dominates the total  $H_2$  column density available to shield the central region, but this shielding is not sufficient to prevent photodissociation there anyway. On the other hand, if the halo is irradiated later in its evolution (Phase II), the  $H_2$  column density of the shell is only a small part of the total  $H_2$  column density, so shielding is successful independent of the precursor shell. We describe this in more detail as follows.

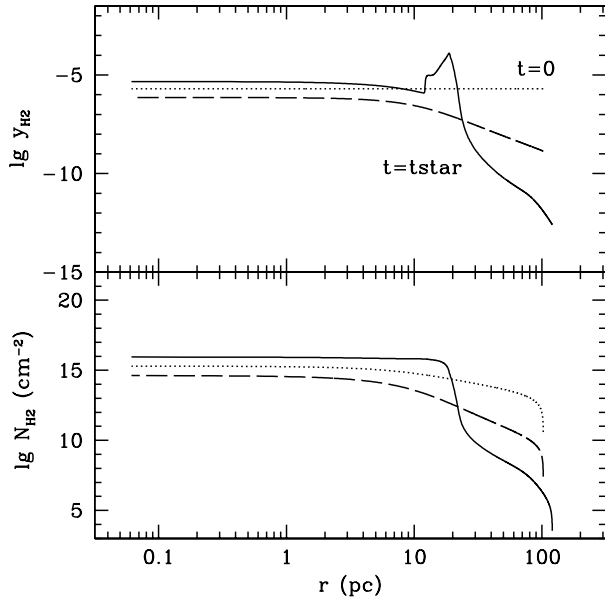
In order to understand quantitatively the importance of the  $H_2$  shell in protecting the central  $H_2$  fraction, we have performed simulations with a source SED that is identical to the Pop III SED below 13.6 eV, but zero above 13.6 eV. As the radiation is now incapable of ionizing the halo gas, the  $H_2$  shell formation by partial ionization will not occur. This enables us to compare our results where the  $H_2$  shell is present to those cases without an  $H_2$  shell. We describe a specific case of  $M = 2 \times 10^5 M_\odot$  as an illustration. Roughly speaking, the  $H_2$  shell which forms only in the presence of ionizing radiation compensates for the amount by which the initial molecular column density,  $N_{H_2}$ , is reduced when molecules in the ionized region are destroyed by collisional dissociation. The net column density in the case where the  $H_2$  shell is present even exceeds that in the case without



**Figure 8.** Radial profile of abundance of primordial gas species at  $t = 0.6 t_*$ , for a halo of  $M = 2 \times 10^5 M_\odot$  in Phase I, illuminated at  $D = 540 \text{ pc}$  ( $F_0 = 5.14$ ). Labels are self-explanatory; electron abundance  $x$  is represented by the dotted curve, which closely follows the  $H \text{ II}$  abundance. The flux is coming from the right hand side, so this figure can be compared to the mirror image of Figure 3 in Ricotti et al. (2001) for an I-front in a static, uniform IGM at the mean density.

the  $H_2$  shell (Figs. 9 and 10). The net effect is the increase of the self-shielding. Such an increase of the self-shielding, however, is not too dramatic. In the case of  $M = 2 \times 10^5 M_\odot$  with Phase I initial conditions,  $y_{H_2} \approx 10^{-5.3}$  at the centre, about an order of magnitude higher than the central  $y_{H_2}$  of the case without ionizing photons (Fig. 9). This molecule fraction is still too low, however, to cool the gas. On the other hand, in the case of  $M = 2 \times 10^5 M_\odot$  with Phase II initial conditions,  $y_{H_2} \approx 10^{-3.5}$  at the centre throughout the lifetime of the Pop III source, whether or not the  $H_2$  shell is formed. The depth (radius) of penetration of dissociating photons differs by a factor of 2 if the shell is included, but the central  $H_2$  is still protected because of the high  $H_2$  column density *apart* from the precursor shell (Fig. 10). The major factor that determines the fate of the central  $H_2$  fraction is instead the evolutionary phase of a target halo when it is irradiated. The short lifetime of a Pop III star plays an important role of either reconstituting or protecting molecules in the core, depending upon the evolutionary phase of the halo, as will be described in §6.4.

Note that in all cases, we use equation (13), the shielding function for thermally-broadened lines with  $T = 10^4 \text{ K}$ . This is justified by the fact that the  $H_2$  shell moves inward with  $v \approx 2 - 5 \text{ km s}^{-1}$  and the shell achieves  $T = T_{\text{sh}} \approx 10^3 - 5 \times 10^3 \text{ K}$ , where  $T_{\text{sh}}$  denotes the temperature of the shell. If we take this peculiar velocity as sound speed,  $v \approx 2 - 5 \text{ km s}^{-1}$  corresponds to  $T = T_p \equiv v^2 \mu m_H / k = 6 \times 10^2 - 3.7 \times 10^3 \text{ K}$ , where the subscript  $p$  denotes the peculiar velocity. A crude way to imitate both effects by thermal broadening is to use the sum of these two temper-



**Figure 9.** Radial profiles of  $\text{H}_2$  fraction (top) and the  $\text{H}_2$  column density (bottom) for  $M = 2 \times 10^5 M_\odot$ , Phase I initial conditions, at  $t = 0$  (dotted) and at  $t = t_*$  (solid). The source is at a distance  $D = 540 \text{ pc}$  ( $F_0 = 5.14$ ). Also plotted are those for a radiation composed only of dissociating photons (dashed) at  $t = t_*$ . Even though  $\text{H}_2$  shell provides self-shielding by contributing  $N_{\text{H}_2} \approx 10^{16} \text{ cm}^{-2}$ , the molecule fraction  $y_{\text{H}_2}$  is held at  $\lesssim 10^{-5.3}$  due to strong dissociating radiation.

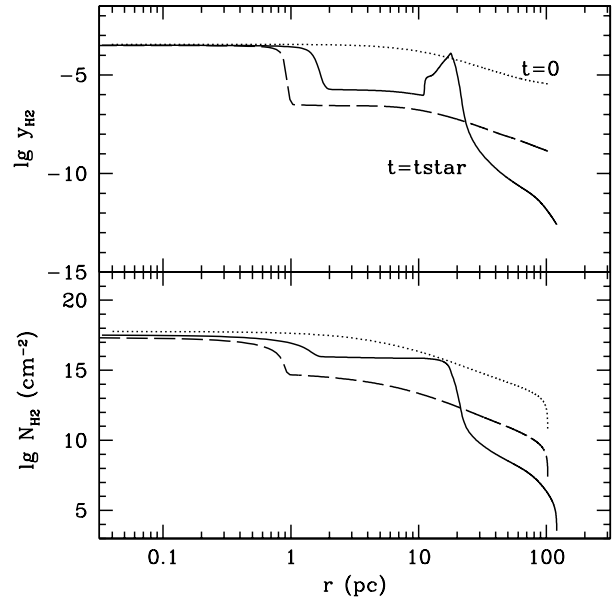
atures ( $T_{\text{sh}}$  and  $T_p$ ). We take the most conservative stand – the least self-shielding effect – in order not to overestimate the self-shielding, and use  $T = 10^4 \text{ K}$  as the temperature responsible for the net thermal broadening of the molecular LW bands.

### 6.3 Formation of shock and Evolution of core

After the I-front decelerates as it enters the target halo, transforming from R-type to D-type, a shock front forms to lead the D-type front. The neutral gas in the core is strongly affected by this shock front as it propagates. This shock plays an important role in providing both positive and negative feedback effects. By identifying successive evolutionary stages of the shock, we now describe how the core responds to the shock and evolves accordingly.

#### 6.3.1 Stage I: Formation and acceleration of Shock

A shock starts to form as the I-front, initially moving supersonically as an R-type, slows down and turns into a D-type. The pre-front gas – neutral gas ahead of the I-front – can respond to the I-front before it is swept by the I-front, because the D-type front moves subsonically into the neutral gas. It is easier to understand the formation of the shock by using the I-front jump conditions: the pre-front gas speed in the rest frame of the I-front,  $v_1$ , derived from the I-front jump conditions, should satisfy either  $v_1 \geq v_R \equiv c_{1,2} + (c_{1,2}^2 - c_{1,1}^2)^{0.5}$ , or  $v_1 \leq v_D \equiv c_{1,2} - (c_{1,2}^2 - c_{1,1}^2)^{0.5}$ , where  $c_{1,1}$  and  $c_{1,2}$  are the isothermal sound speeds of the pre-front and post-front



**Figure 10.** Radial profiles of  $\text{H}_2$  fraction (top) and the  $\text{H}_2$  column density (bottom) for  $M = 2 \times 10^5 M_\odot$ , Phase II initial conditions, at  $t = 0$  (dotted) and at  $t = 0.5t_*$  (solid). The source is at a distance  $D = 540 \text{ pc}$  ( $F_0 = 5.14$ ). Also plotted are those for a radiation composed only of dissociating photons (dashed) at  $t = t_*$ . Contrary to Fig. 9, the core  $\text{H}_2$  fraction is well protected to a high level,  $y_{\text{H}_2} \approx 10^{-3.5}$ . The role of  $\text{H}_2$  shell is, however, not dramatic, because even without this shell, the core is protected from dissociating radiation (dashed). It rather offsets the loss to the molecular column density from collisional dissociation in the ionized region.

gas, respectively.  $v_R$  and  $v_D$  have a gap of  $2(c_{1,2}^2 - c_{1,1}^2)^{0.5}$ , which is nonzero in general. As the I-front slows down and  $v_1$  starts to cross  $v_R$ ,  $v_1$  encounters a value which is not allowed mathematically. This paradox is resolved, however, because the pre-front gas now “prepares” a new hydrodynamic condition by forming a shock. The shock wave increases  $\rho_1$  and thereby reduces  $v_1$  and increases  $v_D$ , making it possible to satisfy the D-type condition,  $v_1 \leq v_D$ .

This shock-front then propagates inward, separating from the I-front, due to the discrepancy between the speed of the shock-front and the speed of the I-front. As the shock-front enters the flat-density core, the shock front starts to accelerate, leaving behind the post-shock gas with ever increasing temperature (e.g. see time steps 4 and 5 in Fig. 11, where the post-shock temperature increases as the radius  $r$  decreases).

As the shock boosts the density and temperature in the neutral, post-shock gas, the  $\text{H}_2$  formation rate there increases, boosting the  $\text{H}_2$  column density even further. We can understand the evolution of  $y_{\text{H}_2}$  in the presence of this shock quantitatively by using its equilibrium value,  $y_{\text{H}_2, \text{eq}}$ . The increase of density and temperature due to this shock promotes  $\text{H}_2$  formation, as follows. When there is no significant  $\text{H}^-$  destruction mechanism, the dominant  $\text{H}_2$  formation mechanism is through  $\text{H}^-$  (equation 1), and the  $\text{H}_2$  formation rate becomes equivalent to the  $\text{H}^-$  formation rate. Photo-dissociation dominates over collisional dissociation in destroying  $\text{H}_2$ , which occurs when  $x \lesssim 4 \times$

$10^{-3} T_K^{1/2}$  and  $n_H \gtrsim 0.045 \times (F_{\text{LW}}/10^{-21} \text{ erg s}^{-1} \text{ cm}^{-2} \text{ Hz}^{-1})$  (e.g. Glover & Brand 2001). Using the  $\text{H}^-$  formation rate coefficient (de Jong 1972)

$$k_{\text{H}^-} = 10^{-18} T_K \text{ cm}^3 \text{ s}^{-1}, \quad (25)$$

and the photo-dissociation rate coefficient  $k_{\text{H}_2}$  given by equation 12, we obtain

$$y_{\text{H}_2, \text{eq}} = 4.1 \times 10^{-5} \left( \frac{T}{5000 \text{ K}} \right) \left( \frac{x}{10^{-4}} \right) \times \left( \frac{n_H}{30 \text{ cm}^{-3}} \right) (F_0 \cdot F_{\text{shield}})^{-1}, \quad (26)$$

where we have used the fact that one can scale  $F_{\text{LW}}$  by  $F_0$  according to the following:

$$F_{\text{LW}} \approx 3.25 \times 10^{-21} \text{ erg s}^{-1} \text{ cm}^{-2} \text{ Hz}^{-1} F_0, \quad (27)$$

if one adopts a black-body spectrum with  $T = 10^5 \text{ K}$ . As seen in equation 26, both the high temperature ( $\sim 1000 - 5000 \text{ K}$ ) and increased density ( $\times 4$  in the case of strong shock) of the post-shock gas contributes to boosting the  $\text{H}_2$  fraction. As  $y_{\text{H}_2} \propto F_{\text{shield}}^{-1}$ , molecular self-shielding also plays an important role in determining  $y_{\text{H}_2}$ . If the shock boosts the formation rate of  $\text{H}_2$  and  $y_{\text{H}_2}$  increases, so will  $N_{\text{H}_2}$ , and with it the shielding. These two effects, therefore, amplify each other.

There is an additional mechanism to create molecules: the shock-induced molecule formation (SIMF). The acceleration of the shock-front accompanied by an increasing post-shock temperature, leads to a partial ionization of the post-shock gas in many cases, when the right condition ( $T \gtrsim 10^4 \text{ K}$ ) is met to trigger collisional ionization – see, for example, step 5 in Fig. 11: the center is shock-heated above  $10^4 \text{ K}$ , with a boost in  $x$ . The electron fraction  $x$  now reaches  $\sim 10^{-4} - 10^{-2}$ , which promotes further  $\text{H}_2$  formation. This mechanism is indeed identical to the  $\text{H}_2$  formation mechanism in a gas that has been shock-heated to temperatures above  $10^4 \text{ K}$  (Shapiro & Kang 1987; Kang & Shapiro 1992). When a gas cools radiatively from a temperature well above  $10^4 \text{ K}$ , it cools faster than it recombines. As a result, the recombination is out of equilibrium, and an enhanced electron fraction exists at temperatures even below  $10^4 \text{ K}$  compared to the equilibrium value. This electron fraction triggers the formation of  $\text{H}_2$  through the gas-phase reactions (equations 1 and 2).

SIMF does not always occur, however. The shock-front can accelerate when the pre-shock density remains almost constant (e.g. Fig. 11). If the density increases faster than the shock propagates, on the other hand, the shock-front will encounter an ever increasing density “hill” and it will never accelerate to generate post-shock temperature above  $10^4 \text{ K}$  (e.g. Fig. 12). The dependence of SIMF on the halo mass, source flux, and the initial phase will be described in §6.4.

### 6.3.2 Stage II: Cooling and Compression of Core

As the shock-front approaches the centre of the halo, the post-shock gas there becomes more concentrated and denser than the pre-shock gas. This shock-induced compression leads to a very fast molecular cooling in the core and further compression in almost a runaway fashion, as follows.

Molecular cooling occurs very rapidly at a high density and temperature condition. Assuming that the pre-shock gas of the halo core remains unchanged before the shock-front arrives – as is usually the case in Phase I – and the shock is strong, the post-shock density of the core becomes 4 times higher than that of the pre-shock, namely  $n_{\text{HI}} \approx 4 \times 30 \text{ cm}^{-3} = 120 \text{ cm}^{-3}$  in a TIS halo core at  $z = 20$ . At the same time, post-shock temperature can be as high as  $10^4 \text{ K}$ . The molecular cooling time,  $t_{\text{cool}, \text{H}_2} \equiv T/(dT/dt)$ , is

$$t_{\text{cool}, \text{H}_2} = \frac{kT}{X\mu(\gamma - 1)y_{\text{H}_2}n_{\text{HI}}\Lambda_{\text{H}_2}}, \quad (28)$$

where  $X = 0.75$  is the hydrogen mass fraction, and  $\Lambda_{\text{H}_2}$  is the molecular cooling rate. For a gas with  $n_{\text{HI}} = 120 \text{ cm}^{-3}$  and  $T = 10^4 \text{ K}$ ,  $\Lambda_{\text{H}_2} \approx 3.4 \times 10^{-22} \text{ erg cm}^{-3} \text{ s}^{-1}$ , and thus

$$t_{\text{cool}, \text{H}_2} \approx 1.8 \times 10^3 \text{ yr} \left( \frac{y_{\text{H}_2}}{10^{-3}} \right)^{-1}. \quad (29)$$

With such a rapid cooling, the isothermal shock jump condition ( $T_2 = T_1$ ) is a good approximation, and the post-shock density becomes even higher than that of the adiabatic strong shock, because  $\rho_{b,2}/\rho_{b,1} \approx M_{\text{T},1}^2$  now. Such a strong compression of the core is observed very frequently in our parameter space of different halo masses and source fluxes. For example, Fig. 13 shows how the center of a halo with  $M = 2 \times 10^4 M_\odot$  evolves in response to the shock. As the shock hits the centre, density increases by many orders of magnitude.

Does this compression eventually lead to the core collapse? As the shock carries the kinetic energy as well as the thermal energy, the shock will bounce off the centre after it hits the centre. In the following section, we describe this final stage of the shock propagation and show how it will affect the core collapse.

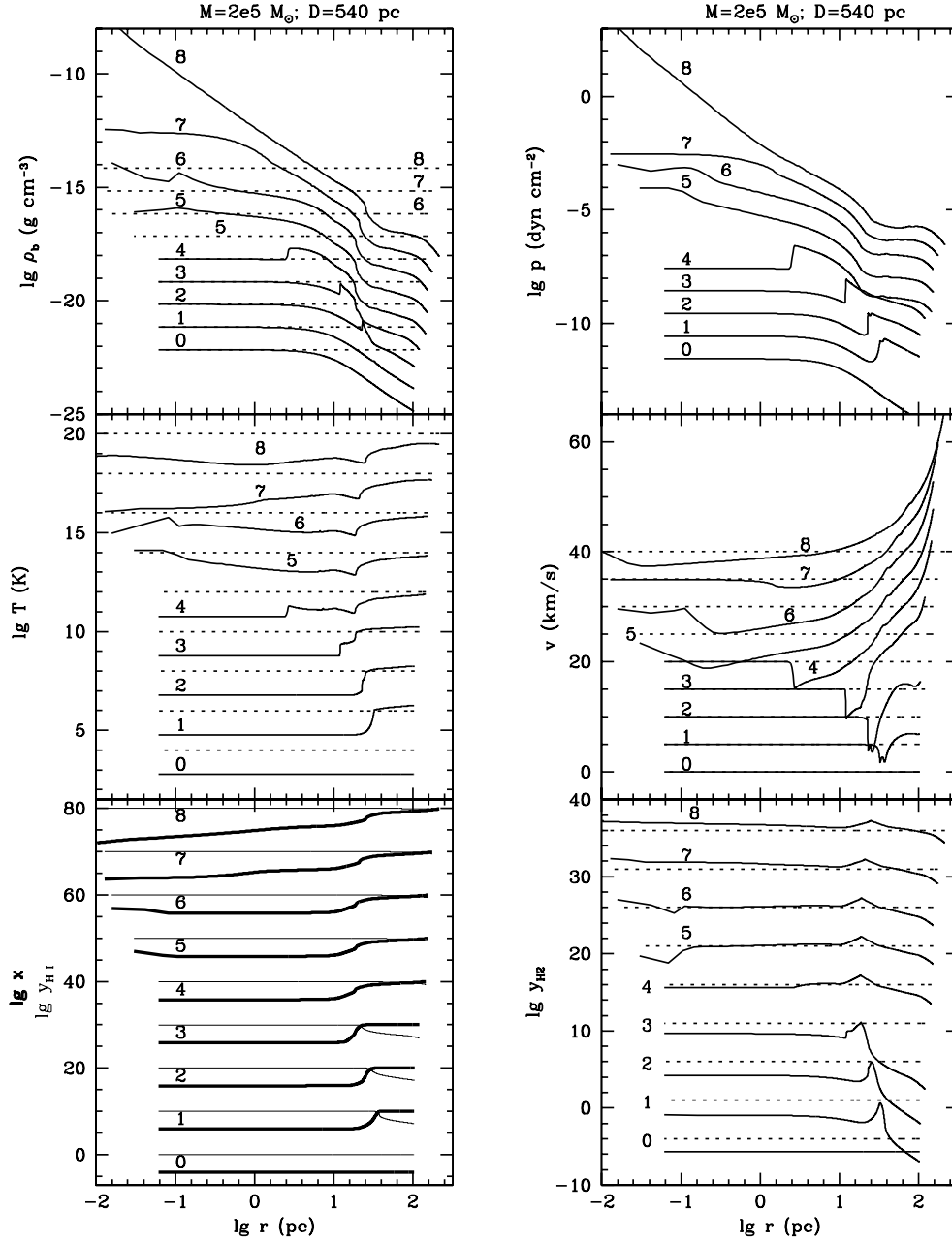
### 6.3.3 Stage III: Bounce of Shock and Collapse of Core

After the shock hits the centre, the shock wave will be reflected and propagate outward. In our 1D calculation, this reflection will mimic the transmission of the shock wave through the centre. This bouncing shock will try to disrupt the gas. The core that is undergoing cooling and compression due to the positive feedback effects mentioned so far will be affected by this negative feedback effect, as well.

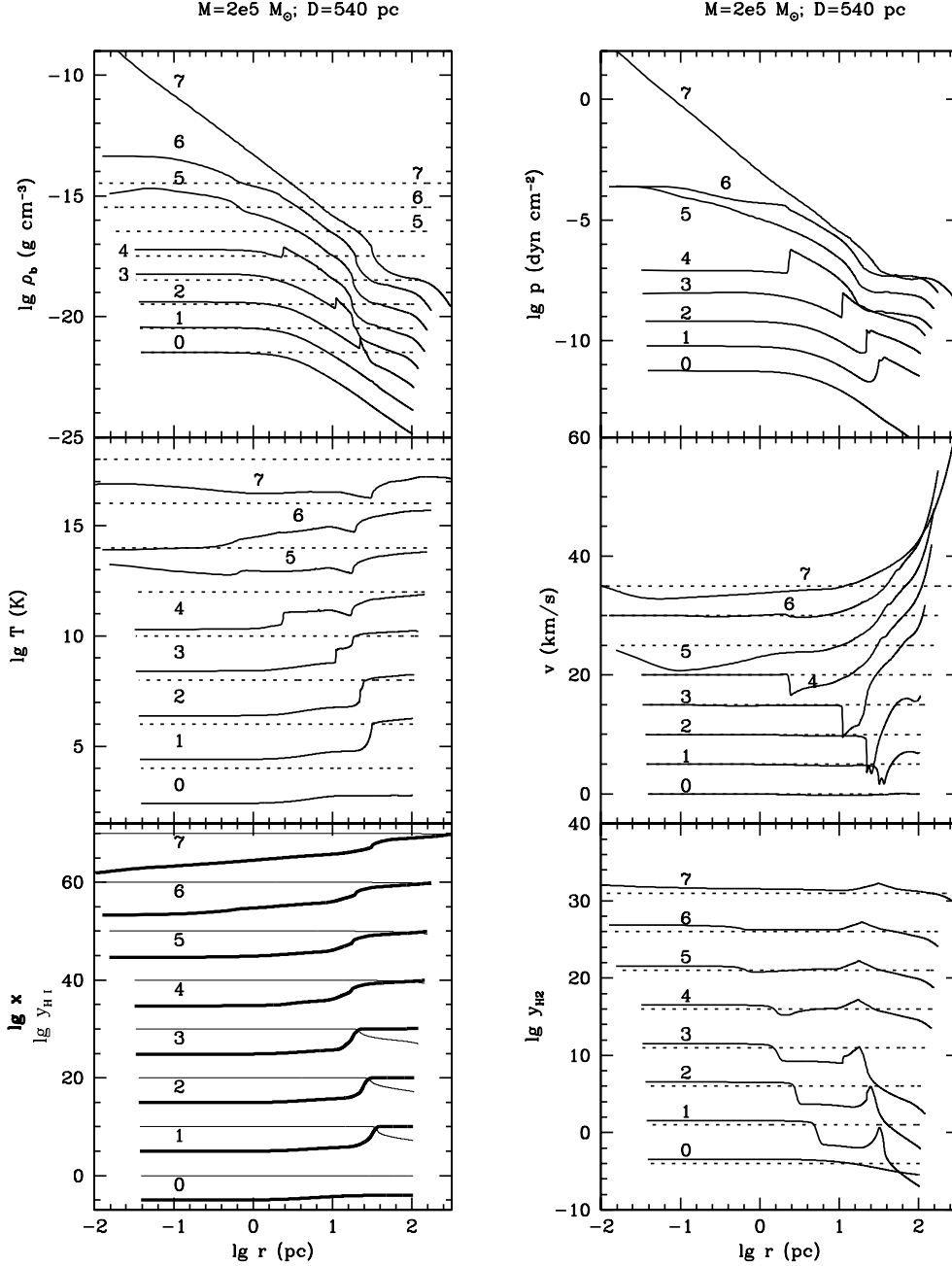
The final fate of the core depends on how well the core endures such a disruption. As the shock bounces off the centre, density starts to decrease. If this bounce is weak, the core quickly reassembles, cools, and finally collapses. If this bounce is strong, the core will take a longer time to collapse and, in some cases, the core will never collapse within the Hubble time. Halos of smaller mass seem to be more susceptible to this shock-bounce than those of larger mass (see Figs 14 and 15 for comparison).

If the core finally takes the collapse route, the central hydrogen number density increases to  $\sim 10^4 \text{ cm}^{-3}$ , at which point the ro-vibrational levels of  $\text{H}_2$  are populated at their equilibrium values and the molecular cooling time becomes independent of density (e.g. Abel et al. 2002). Since then, adiabatic heating dominates over the molecular cooling, and the temperature increases as collapse proceeds. Finally, when  $n_{\text{HI}}$  reaches  $\sim 10^8 \text{ cm}^{-3}$ , the three-body hydrogen reaction ensues and converts most hydrogen atoms into





**Figure 11.** Success of shock-induced molecule formation (SIMF): evolution of  $2 \times 10^5 M_\odot$  halo irradiated early (Phase I) by a Pop III star at  $D = 540 \text{ pc}$  ( $F_0 = 5.14$ ). Radial profiles of fluid parameters – baryon gas density ( $\rho_b$ ), pressure ( $p$ ), temperature ( $T$ ), radial velocity ( $v$ ), electron fraction ( $x$ ; thick line), neutral fraction ( $y_{\text{HI}}$ ; thin line), and molecule fraction ( $y_{\text{H}_2}$ ) – are labeled by different time frames as following: 0 -  $t = 0$ ; 1 -  $t = t_{\text{R-crit}} = 0.2 t_*$ ; 2 -  $t = 0.5 t_*$ ; 3 -  $t = t_*$ ; 4 -  $t = 1.5 t_*$ ; 5 -  $t = t_{\text{shock bounce}} = 1.611 t_*$ ; 6 -  $t = t_{\text{shock bounce}} + \epsilon = 1.617 t_*$ ; 7 -  $t = 2 t_*$ ; 8 -  $t = t_{\text{coll}} = 2.6 t_*$ . These time frames are shifted along the y-axis for clarity, with equal displacements as following:  $\Delta \lg \rho = 1$ ;  $\Delta \lg p = 1$ ;  $\Delta \lg T = 2$ ;  $\Delta v = 5 \text{ km/s}$ ;  $\Delta \lg x = 10$ ;  $\Delta \lg y_{\text{HI}} = 10$ ;  $\Delta \lg y_{\text{H}_2} = 5$ . Dotted lines represent the initial central density,  $T = 10^4 \text{ K}$ ,  $v = 0 \text{ km/s}$ , and  $y_{\text{H}_2} = 10^{-4}$  in the  $\rho_b$ ,  $T$ ,  $v$ , and  $y_{\text{H}_2}$  plot, respectively.  $t_{\text{shock-bounce}}$  is the time when the shock front reaches the centre. Note that at this moment the shock-front accelerates to heat the gas up to  $T \gtrsim 10000 \text{ K}$  at the centre. This temperature is high enough to cause collisional ionization, which leads to rapid formation of  $\text{H}_2$  and cooling at the centre afterwards ( $t \gtrsim t_{\text{shock-bounce}} + \epsilon$ ). Thus the thermal energy delivered is dissipated very easily, and the core collapses in a runaway fashion. We show here the fast evolution of  $\text{H}_2$  around the time of shock-bouncing, using  $\epsilon \approx 1.5 \times 10^4$  years.

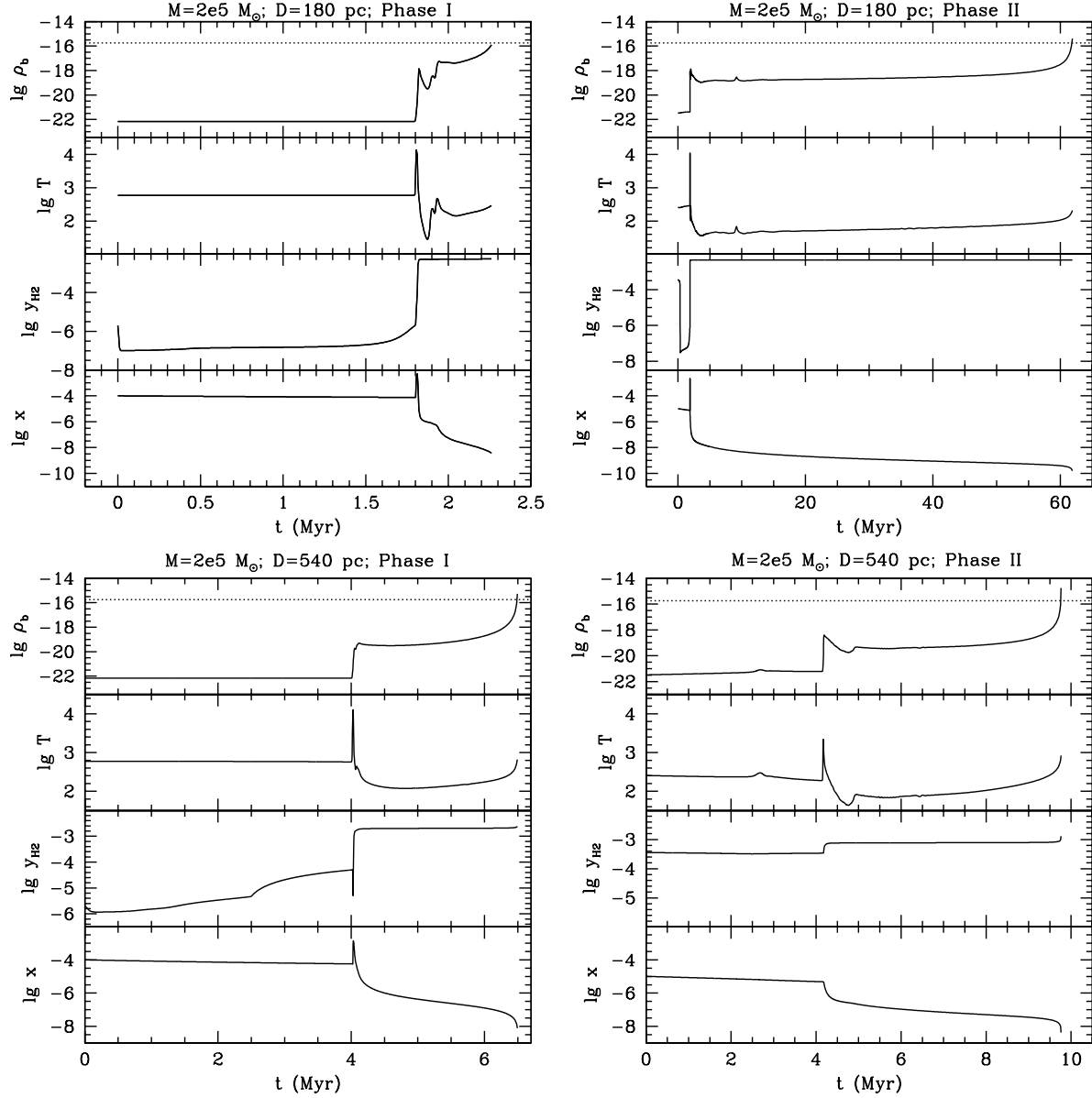


**Figure 12.** Failure of shock-induced molecule formation (SIMF): evolution of  $2 \times 10^5 M_\odot$  halo irradiated late (Phase II) by a Pop III star at  $D = 540 \text{ pc}$  ( $F_0 = 5.14$ ). Contrary to the case with the Phase I initial conditions with the same mass and flux (Fig. 11), SIMF does not occur in this case. Gas profiles are labeled by different time frames as following: 0 -  $t = 0$ ; 1 -  $t = t_{R-\text{crit}} = 0.2 t_*$ ; 2 -  $t = 0.5 t_*$ ; 3 -  $t = t_*$ ; 4 -  $t = 1.5 t_*$ ; 5 -  $t = t_{\text{shock-bounce}} = 1.67 t_*$ ; 6 -  $t = 2 t_*$ ; 7 -  $t = t_{\text{coll}}$ . These time frames are shifted in the same way as in Fig. 11. Dotted lines have the same meaning as those in Fig. 11. Note that even at  $t = t_{\text{shock-bounce}}$ , the shock-front velocity is not high enough to heat the gas up to  $T \gtrsim 10000 \text{ K}$  at the centre. The SIMF, therefore, does not occur. The thermal energy delivered, however, is dissipated anyway by radiative cooling, because the core is well protected from the dissociating radiation and the high  $\text{H}_2$  fraction is maintained throughout the evolution. The core collapses in a runaway fashion afterwards.

the molecules, which will undergo a further collapse and form a proto-star.

#### 6.4 Feedback of Pop III starlight on Nearby Minihaloes: parameter dependence of core collapse

We now summarize the outcome of our full parameter study of radiative feedback effects of Pop III starlight on nearby minihaloes. As we have described in the previous section,



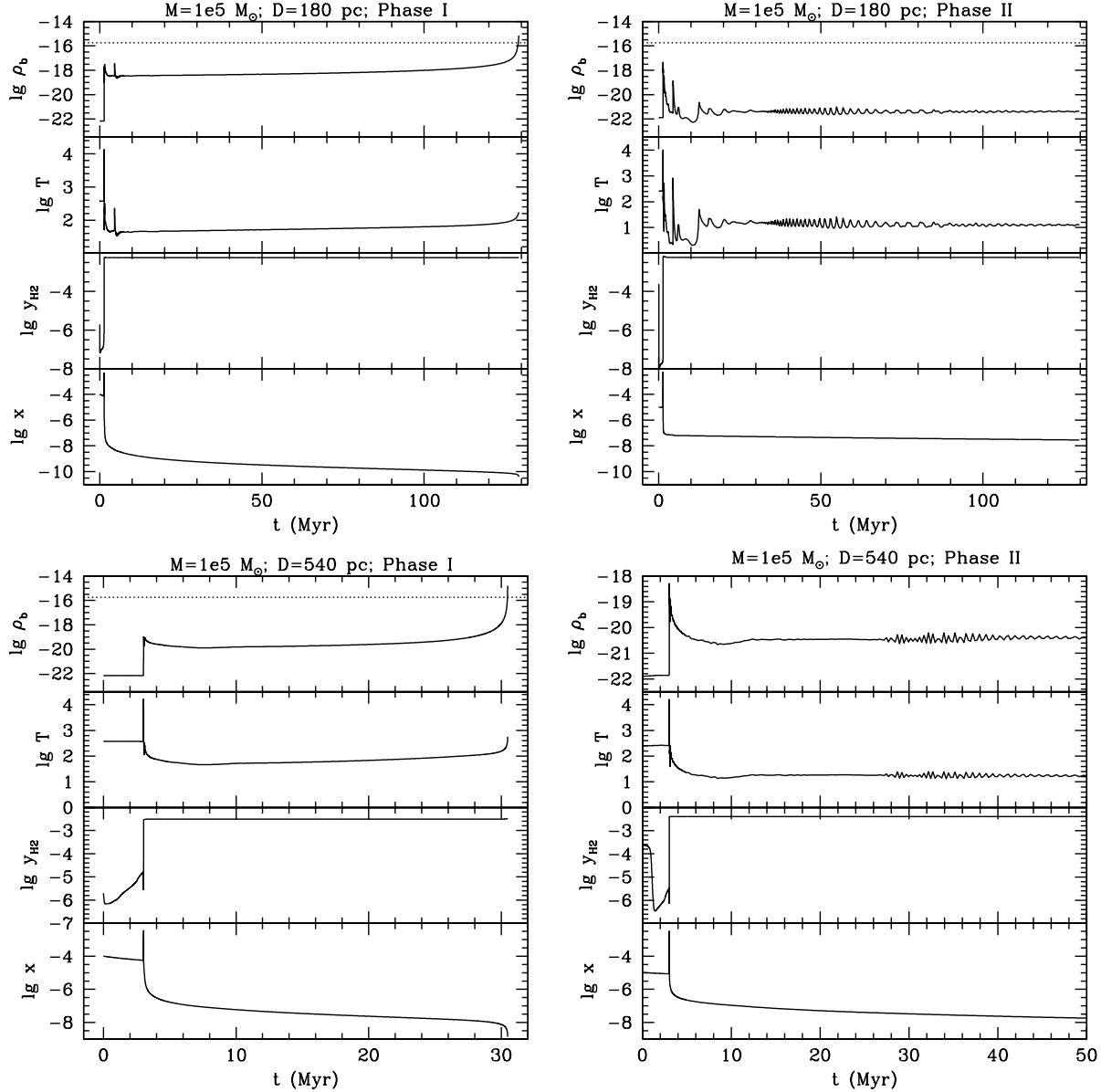
**Figure 13.** Evolution of the central part of a  $M = 2 \times 10^5 M_{\odot}$  halo, for Phase I (left) and Phase II (right) at  $D = 180$  pc (top;  $F_0 = 46.3$ ) and  $D = 540$  pc (bottom;  $F_0 = 5.14$ ). In Phase I, expediting core collapse is observed for both distances. In Phase II, mixed results occur: delayed collapse for  $D = 180$  pc while expedited collapse for  $D = 540$  pc. Another notable feature is the shock-ionization (electron) molecule formation in all cases except for the case of  $D = 540$  pc, Phase II. The increase of molecule fraction in the latter case is due to the increase of temperature and density due to shock compression, while in other cases, shock-induced electron formation promotes further molecule formation.

positive and negative feedback effects of the shock compete and produce a net effect which can be either 1) an expedited collapse, 2) delayed collapse, 3) neutral (unaffected) collapse, or 4) a disruption.

Overall, the radiative feedback effect of a Pop III star is not as destructive as naively expected. Minihaloes with  $M \gtrsim [1 - 2] \times 10^5 M_{\odot}$ , which can cool and collapse without radiation, are still able to form cooling and collapsing clouds at their centre even in the presence of Pop III starlight. The quantitative results are summarized in Tables 2, 3 and Fig. 16.

The relatively short lifetime of a Pop III star, compared

to the recombination timescale in the core, is a key to understanding this behavior. One of the necessary conditions for the core collapse is that  $H_2$  molecular cooling should occur in the core. As this requires a sufficient molecular fraction, namely  $y_{H_2} \gtrsim 10^{-4}$ , it is crucial to understand how molecules are created at such a level. In Phase I (low  $y_{H_2}$  and high  $x$ ), radiation can easily dissociate  $H_2$  while the source is on, but after the source dies, the high electron fraction stimulates  $H_2$  formation. This is possible because the recombination time in the TIS core is longer than the lifetime of the source Pop III star. On the contrary, in Phase II (high  $y_{H_2}$  and low  $x$ ),  $H_2$  is more easily protected against the dissociating



**Figure 14.** Evolution of the central part of a  $M = 1 \times 10^5 M_\odot$  halo, for Phase I (left) and Phase II (right) at  $D = 180$  pc (top;  $F_0 = 46.3$ ) and  $D = 540$  pc (bottom;  $F_0 = 5.14$ ). In Phase I, high flux results in the delayed collapse ( $D = 180$  pc), while low flux results in the expedited collapse ( $D = 540$  pc). In Phase II, core collapse is completely halted at any flux. The shock-induced molecule formation occurs in all cases, but the negative feedback is stronger than the case of higher masses.

radiation because the higher  $H_2$  column density provides self-shielding and compression increases the formation rate. Because the source irradiates these halos for a short period of time, the *dissociation front* does not reach the centre, and its high molecule fraction is preserved throughout the Pop III stellar lifetime.

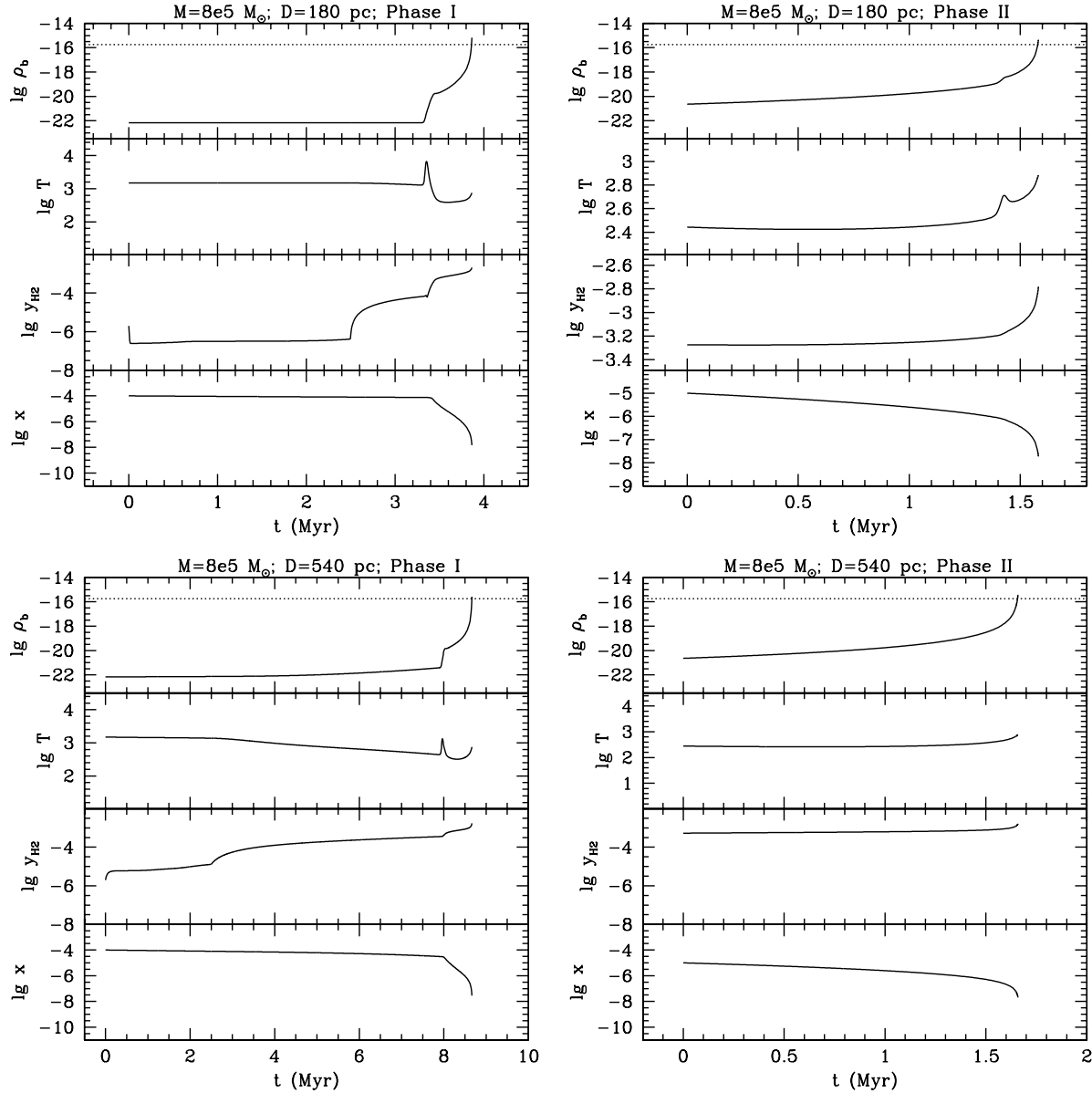
#### 6.4.1 Phase I

When haloes start their evolution from Phase I – IGM chemical abundance and the TIS structure –, other than the change of collapse times, there is no reversal of collapse. In other words, haloes that were destined to cool and collapse would do so even when exposed to the first Pop III star in the

neighborhood. Minihaloes with  $M \gtrsim 10^5 M_\odot$  are able to collapse without radiation, while those with  $M < 10^5 M_\odot$  are not. In the presence of radiation, haloes with  $M \gtrsim 10^5 M_\odot$  are still able to collapse, while those with  $M < 10^5 M_\odot$  are still unable to do so, even with the help of shock-induced molecule formation (Fig. 16; Table 2).

The core collapse in Phase I occurs mostly as an expedited collapse (Table 2). The shock plays a major role in driving such an expedited collapse: the  $H_2$  fraction becomes boosted by the higher density and high temperature delivered by the shock. Whether or not SIMF has occurred, such a boost in  $y_{H_2}$  is sufficient to expedite the core collapse.

There is one delayed collapse case at the low mass and the high flux end. For  $M = 10^5 M_\odot$  at  $F_0 = 46.3$ , the



**Figure 15.** Evolution of the central part of a  $M = 8 \times 10^5 M_\odot$  halo, the highest mass end of our parameter space, for Phase I (left) and Phase II (right) at  $D = 180$  pc (top;  $F_0 = 46.3$ ) and  $D = 540$  pc (bottom;  $F_0 = 5.14$ ). An expedited collapse occurs for high flux ( $D = 180$  pc). Otherwise, collapse is unchanged in time.

boosted molecule formation is not sufficient to bring the core to an immediate collapse. As the shock bounces, the momentum carries gas away from the centre until it cools and recollapses.

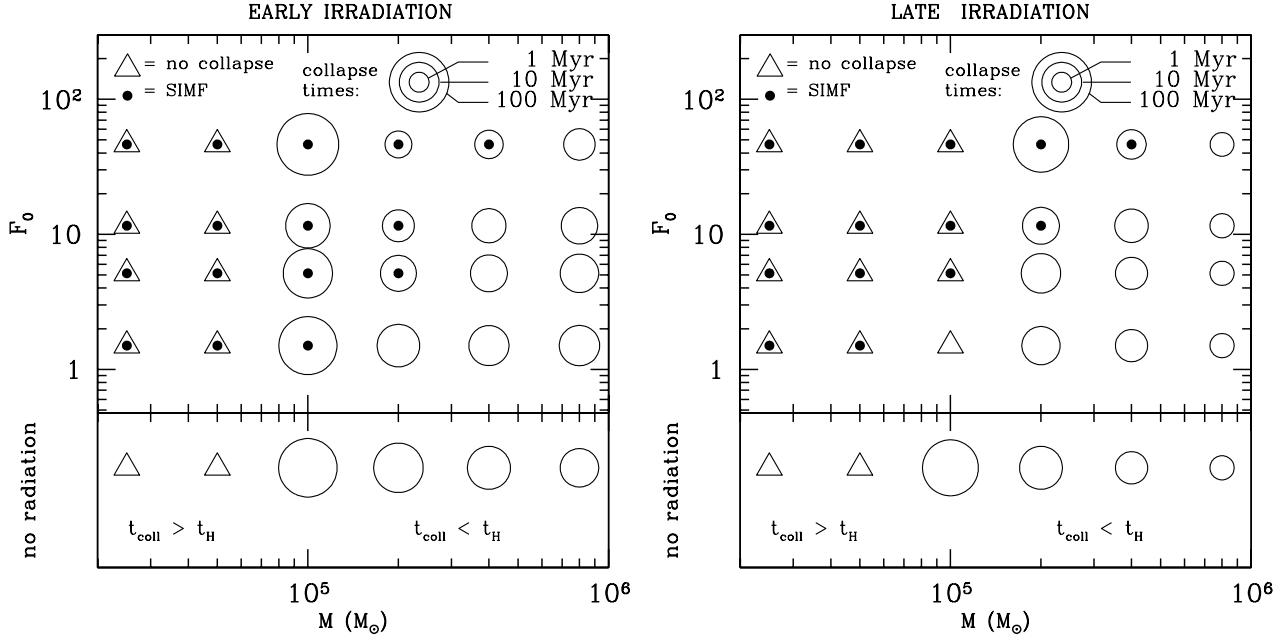
The unchanged collapses occur at the high mass and the low flux end. For  $M = 8 \times 10^5 M_\odot$  at  $F_0 = [1.5, 5.14]$ , the shock propagates into the already collapsing core. The shock energy delivered in these cases is not significant enough to change the course of collapse.

#### 6.4.2 Phase II

The overall effect of radiation from a Pop III star on neighboring minihaloes in Phase II is similar to the effect on the minihaloes in Phase I: haloes that were destined to cool and

collapse would do so even when exposed to the first Pop III star in the neighborhood. A slight shift of the trend exists, however, in Phase II (Fig. 16; Table 3). When haloes start their evolution from Phase II, those with  $M \gtrsim 10^5 M_\odot$  are able to collapse without radiation, while those with  $M \lesssim 2 \times 10^5 M_\odot$  are not. The collapse in Phase II is reversed (halted) for the low mass end: for  $M = 10^5 M_\odot$ , the shock disrupts the core and it never recollapses. SIMF occurs at  $F_0 > 1.5$  for  $M = 10^5 M_\odot$ , but this does not prevent such a destructive process from happening.

As haloes start their evolution from Phase II, in which the halo cores are already cooling and collapsing, the neutral (unaffected) collapse cases occur more frequently than in Phase I. At high and intermediate masses, the collapse time hardly changes from the case without radiation. Haloes with



**Figure 16.** Feedback of Pop III starlight on Nearby Minihaloes: To collapse or not to collapse? Outcome depends on minihalo mass and stellar flux  $F_0 \equiv F/(10^{50} \text{ s}^{-1} \text{ kpc}^{-2})$  ( $\propto \text{distance}^{-2}$ ) as plotted and on the timing of the feedback. The flux (distance) is 46.3 (180 pc), 11.6 (360 pc), 5.14 (540 pc) and 1.5 (1000 pc), from top to bottom in each panel, for a  $120 M_{\odot}$  Pop III star located at each distance. The two panels correspond to different initial conditions when starlight arrives: (left) (Early = Phase I), virialized halo in hydrostatic equilibrium with IGM primordial chemical abundances and (right) (Late = Phase II), halo evolved chemically and hydrodynamically without radiation until  $x = 10^{-5}$  at centre. The outcome of the radiative feedback is marked by a circle (collapse) or a triangle (no collapse), as well as the logarithmic collapse time (size of circle). Solid dots represent those cases in which shock-induced molecule formation (SIMF) occurs. Compared to the “no radiation” cases on the bottom of each panel, feedback makes collapse either (1) expedited (smaller circle), (2) delayed (larger circle), (3) unchanged (same sized circle), (4) reversed/failed (triangle), or (5) unchanged/no collapse (triangle). Expedited or unchanged collapse occurs widely for  $10^5 \lesssim M/M_{\odot} \lesssim 8 \times 10^5$  in the left panel (Phase I), with exception of  $M = 10^5 M_{\odot}$  and  $F_0 = 46.3 (D = 180 \text{ pc})$ . For right panel (Phase II), reversed cases occur for  $M = 10^5 M_{\odot}$ , delayed collapse for  $M = 2 \times 10^5 M_{\odot}$  and  $F_0 = 46.3 (D = 180 \text{ pc})$ , and expedited or unchanged collapse for the rest.

**Table 2.** Collapse times of Phase I for different target haloes (columns) at different locations (rows). Each element represents the ratio  $t_{\text{coll,R}}/t_{\text{coll,NR}}$ , where  $t_{\text{coll,R}}$  is the collapse time (time the halo core takes to reach  $n_{\text{crit}} = 10^8 \text{ cm}^{-3}$ ) under radiation, and  $t_{\text{coll,NR}}$  the collapse time without radiation.  $t_{\text{coll,NR}}$  is denoted by values in parentheses. Dot represents the case where the core collapse never occurs during the Hubble time at  $z = 20$ , or 186 million years.

$D$ (pc) [ $F_0$ ]	Total Halo Mass in $10^5 M_{\odot}$ units (Collapse Time without Radiation in Myrs units)					
	0.25 ( $\cdot$ )	0.5 ( $\cdot$ )	1 (88.82)	2 (31.02)	4 (14.61)	8 (8.66)
180 pc [46.3]	$\cdot$	$\cdot$	1.455	$7.288 \cdot 10^{-2}$	$1.838 \cdot 10^{-1}$	$4.712 \cdot 10^{-1}$
360 pc [11.6]	$\cdot$	$\cdot$	$1.935 \cdot 10^{-1}$	$1.308 \cdot 10^{-1}$	$3.597 \cdot 10^{-1}$	$8.177 \cdot 10^{-1}$
540 pc [5.14]	$\cdot$	$\cdot$	$3.427 \cdot 10^{-1}$	$2.093 \cdot 10^{-1}$	$4.919 \cdot 10^{-1}$	1.000
1000 pc [1.5]	$\cdot$	$\cdot$	$9.497 \cdot 10^{-1}$	$4.525 \cdot 10^{-1}$	$7.144 \cdot 10^{-1}$	1.241

$M = 8 \times 10^5 M_{\odot}$  collapse *before* the source dies, as they do without radiation, simply because the shock wave does not affect the core. In this case, shock propagates into the centre after collapse has advanced significantly.

There is one delayed collapse case: compared to the delayed collapse in Phase I, which occurred at low mass/high flux end ( $M = 10^5 M_{\odot}$  at  $F_0 = 46.3$ ), this now occurs at an intermediate mass/high flux end ( $M = 2 \times 10^5 M_{\odot}$  at  $F_0 = 46.3$ ). Otherwise, for intermediate mass, collapse is either neutral or expedited.

## 6.5 The structure of haloes at the moment of collapse

The structure of halo at collapse determines how a protostar evolves into a star and how the starlight will later propagate through the host halo. We first show how halo profiles at collapse vary for different mass without radiation. We then describe how halo structure is affected by the Pop III starlight.

We note that halo structure shows a strong dependence

**Table 3.** Collapse times of Phase II for different target haloes (columns) at different locations (rows). Each element represents the ratio  $t_{\text{coll,R}}/t_{\text{coll,NR}}$ , where  $t_{\text{coll,R}}$  is the collapse time (time the halo core takes to reach  $n_{\text{crit}} = 10^8 \text{ cm}^{-3}$ ) under radiation, and  $t_{\text{coll,NR}}$  the collapse time without radiation.  $t_{\text{coll,NR}}$  is denoted by values in parentheses. Dot represents the case where the core collapse never occurs during the Hubble time at  $z = 20$ , or 186 million years.

$D$ (pc) [ $F_0$ ]	Total Halo Mass in $10^5 M_\odot$ units (Collapse Time without Radiation in Myrs units)					
	0.25 (.)	0.5 (.)	1 (65.66)	2 (14.49)	4 (4.23)	8 (1.65)
180 pc [46.3]	.	.	.	4.269	$7.151 \cdot 10^{-1}$	$9.541 \cdot 10^{-1}$
360 pc [11.6]	.	.	.	$4.997 \cdot 10^{-1}$	1.155	1.002
540 pc [5.14]	.	.	.	$6.740 \cdot 10^{-1}$	$9.794 \cdot 10^{-1}$	$9.964 \cdot 10^{-1}$
1000 pc [1.5]	.	.	.	$5.794 \cdot 10^{-1}$	$9.926 \cdot 10^{-1}$	$9.994 \cdot 10^{-1}$

on the halo mass. For radius  $r \gtrsim 10^{-2}$  pc, density profiles of haloes without radiation are well fit by a power law,  $\rho \propto r^{-w}$ . The value of  $w$ , however, is dependent upon the mass of the halo. We find that  $w = 2.5, 2.4, 2.3$ , and  $2.2$  for haloes of mass  $M = 10^5$ ,  $M = 2 \times 10^5$ ,  $M = 4 \times 10^5$ , and  $M = 8 \times 10^5 M_\odot$ , respectively. In all cases, the temperature is somewhat flat with  $T \sim 10^{2.5} - 10^3$  K. The temperature at  $r \approx 10^{-2}$  pc, where  $\rho \approx 3 \times 10^{-16} \text{ g cm}^{-3}$  (or  $n_{\text{H}} \approx 10^8 \text{ cm}^{-3}$ ), is about 800 K in all cases. The universality of these core properties seems to originate from the fact that the dominant process,  $\text{H}_2$  cooling, causes loss memory of the initial condition (e.g. different virial temperatures for different virial masses). The outer part of these haloes, however, still retain the memory virial equilibrium because radiative cooling is negligible. Overall, as mass decreases, density slope increases (see Fig. 17).

The radiative feedback effect of the starlight on final halo profiles is found to be negligible in most cases. The region that has been photo-ionized during the stellar lifetime is obviously strongly affected. The neutral region, however, is almost indistinguishable from the case without radiation in most cases. The variance of temperature profile exists only at the low-mass end,  $M = 10^5 M_\odot$ , or the high-flux end,  $F_0 = 46.3$  ( $D = 180$  pc). Such variance completely disappears at the high-mass end,  $M = 8 \times 10^5 M_\odot$ , because collapse is mostly unaffected (Fig. 17).

This result indicates that the mass of secondary Pop III stars would be almost identical to that of the Pop III stars which form without radiative feedback effect. A more fundamental variance may exist, however, due to the environmental variance of star forming regions: O’Shea & Norman (2006) show that temperature variance of different regions result in the variance of protostellar masses, due to the corresponding variance of mass infall rate. As our simulation does not advance beyond  $n_{\text{H}} = 10^8 \text{ cm}^{-3}$ , where three-body collision can produce copious amount of  $\text{H}_2$  molecules and change the adiabatic index of the gas, we are unable to quantify the final mass of the protostar at this stage.

## 6.6 Feedback of Pop III Starlight on Merging Haloes and Subclumps

While we were preparing this manuscript, two preprints were posted describing simulations of the radiative feedback of the first Pop III star on dense gas clumps even closer to

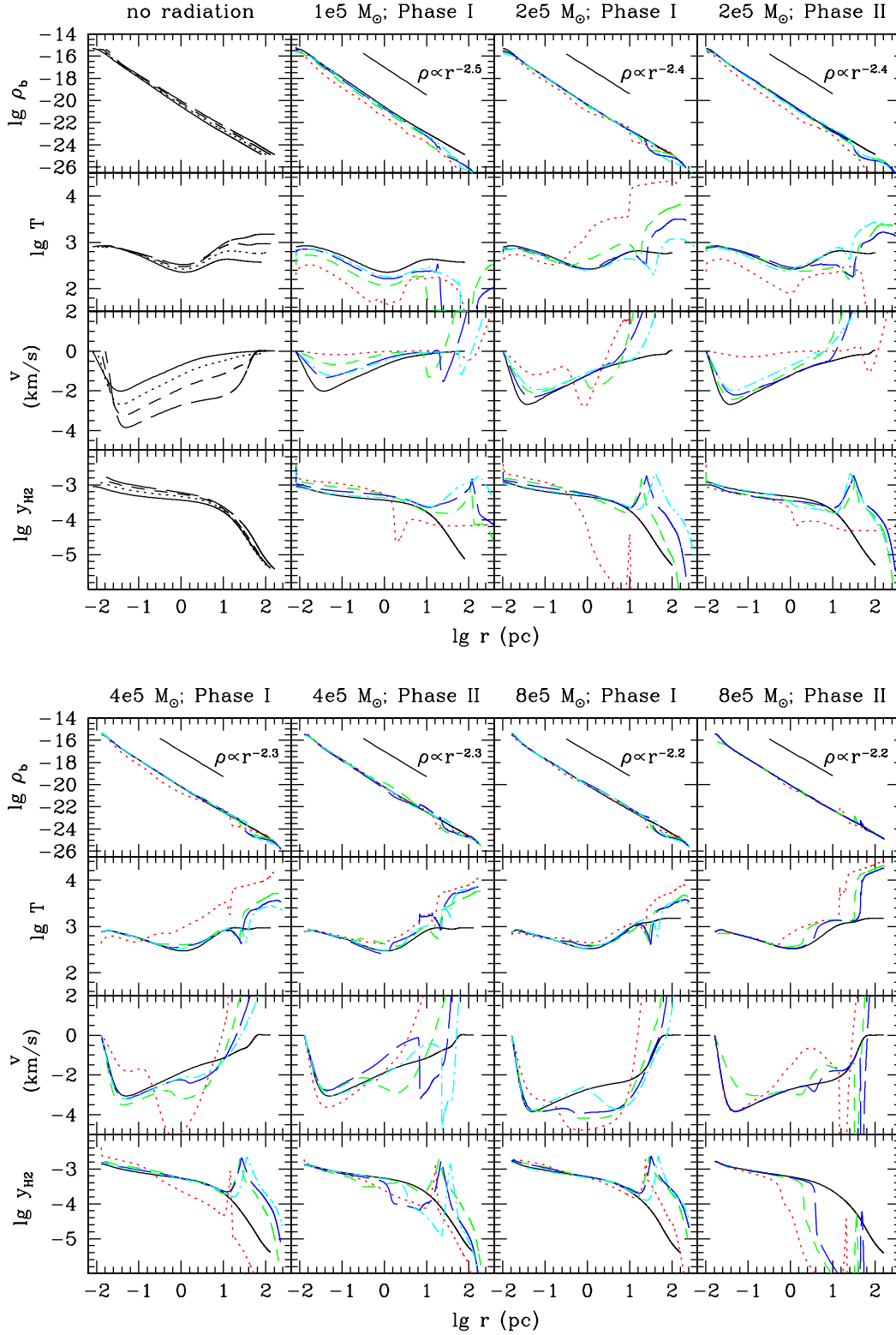
the star than the external minihaloes we have considered so far, for the case of subclumps (Susa & Umemura 2006) and the case of a second minihalo undergoing a major merger with the minihalo that hosts the first star (Abel et al. 2006). The centre of the target halo or clumps in this case is well within the virial radius of the halo which hosts the first star, and, these authors find that secondary star formation occurs in these subhalos. Abel et al. (2006), for instance, report that the first star forms inside a minihalo of mass  $M = 4 \times 10^5 M_\odot$  as it merges with a second minihalo of mass  $M = 5.5 \times 10^5 M_\odot$  (the target halo). The centre of this target halo is at a distance of only 50 parsecs from the first star. Cooling and collapse leading to the formation of a protostar is found to occur inside the target halo about 6 Myrs *after* the first star has died.

We ask the same question that whether or not a halo would collapse to form a secondary Pop III star if a nearby Pop III star irradiates the halo at a distance of 50 pc. Note that the target halo we consider now would collapse anyway if there were no radiation, in  $\sim 11$  Myrs for Phase I and  $\sim 3$  Myrs for Phase II (see Table 4). This problem requires us to extend our parameter space beyond what has been considered so far, because of the short distance (high flux) between the source and the target.

We have attempted to reproduce the result of Abel et al. (2006) using our code for a target halo of mass  $M = 5.5 \times 10^5 M_\odot$  and  $D = 50$  pc, corresponding to the ionizing flux  $F_0 = 600$ . Note that the LW band flux is very high:  $F_{\text{LW}} \sim 2000 \times 10^{-21} \text{ erg s}^{-1} \text{ cm}^{-2} \text{ Hz}^{-1}$  (equation 27). As  $D$  is smaller than the virial radius of the target halo, we truncated the halo profile at 50 pc. To be consistent with our previous calculations, we neglect the geometrical variation of the flux with position inside the target halo.

Surprisingly enough, contrary to the outcome of Abel et al. (2006), we find that collapse is expedited, occurring *within the lifetime of the first star*, for both Phase I and Phase II initial conditions. The main mechanism was SIMF: initially,  $\text{H}_2$  is completely wiped out by a strong dissociating radiation, but as the SIMF occurs, newly created molecules lead to cooling and collapsing. This result is in disagreement with the result of Abel et al. (2006), which shows that the second star forms *after the star has died*.

This puzzling result shows the importance of  $\text{H}_2$  self-shielding. Abel et al. (2006) performed an optically-thin calculation for Lyman-Werner bands, neglecting the  $\text{H}_2$  self-



**Figure 17.** Halo profiles at the onset of collapse. The top left panel shows profiles of different mass haloes that collapse without radiation, with mass  $M = 10^5 M_\odot$  (solid),  $M = 2 \times 10^5 M_\odot$  (dotted),  $M = 4 \times 10^5 M_\odot$  (short-dashed), and  $M = 8 \times 10^5 M_\odot$  (long-dashed). Other panels show profiles of haloes of different masses and phases. In each of these panels (except for the top-left panel), no radiation (black; solid),  $D = 180$  pc ( $F_0 = 46.3$ ; red; dotted),  $D = 360$  pc ( $F_0 = 11.6$ ; green; short-dashed),  $D = 540$  pc ( $F_0 = 5.14$ ; blue; long-dashed), and  $D = 1000$  pc ( $F_0 = 1.5$ ; cyan; dot-dashed) cases are plotted. Note that even though the region ionized during the stellar lifetime is heavily affected, the final structure of the neutral core remains hardly changed at the onset of collapse in most cases. Some variation is seen at the low-mass end,  $M = 10^5 M_\odot$ , or the high-flux end,  $D = 180$  pc ( $F_0 = 46.3$ ).



shielding, while our calculation took the self-shielding into account. In order to mimic their calculation more consistently, we artificially performed an optically-thin calculation for Lyman-Werner bands. We found that, if the target halo is irradiated without H<sub>2</sub> self-shielding, the core collapse is delayed and occurs *after the star dies* both in Phase I and Phase II. In our simulations without H<sub>2</sub> self-shielding, the core bounced and recollapsed in  $\sim 44$  Myrs and  $\sim 111$  Myrs after the star has turned off in Phase I and Phase II, respectively (Table 4).

Qualitatively, our calculation without H<sub>2</sub> self-shielding agrees with the result of Abel et al. (2006), that collapse in the target halo occurs after the source dies. We find that SIMF is the main mechanism for the formation of H<sub>2</sub>. Initially, the strong LW band photons destroy molecules in the core. As the shock propagates inward, however, boosted density and temperature of the post-shock gas enhances the molecule fraction (equation 26), and increases the H<sub>2</sub> column density. As the shock front accelerates, SIMF occurs, and newly created H<sub>2</sub> is protected from the LW band photons because of increased self-shielding. If self-shielding is not accounted for, however, this H<sub>2</sub> is destroyed and never restored, so collapse does not proceed during the lifetime of the source.

We conclude, therefore, that the neglect of H<sub>2</sub> self-shielding in calculation explains why Abel et al. (2006) observes a delayed collapse. The quantitative disagreement between our collapse times (when we neglect self-shielding) and theirs may originate from the difference in the structure and chemical abundances of the target halo when the source irradiates it.

How do our results compare with those of Susa & Umemura (2006)? A fundamental difference exists other than the fact that their work is limited to subclumps of a halo that hosts a Pop III star. They interpret the shock only as a carrier of negative feedback effect, while the shock, in our case, delivers both the positive and negative feedback effects. In their shock-driven evaporation (Model C) case, the collapsing core eventually fails to collapse, because the shock heats the core before it finishes collapse. Their successful collapse case (Model B) is simply an unaltered collapse: an already collapsing core finishes collapse before the shock front reaches the centre. On the other hand, we have observed expedited collapses as well as delayed or failed collapse. Such expedited collapses we observe are truly positive feedback effects. Quantitatively, because of their limited interpretation of the role of the shock, they argue that only regions with hydrogen number density  $n_{\text{H}} \gtrsim 10^{2-3} \text{ cm}^{-3}$ , high enough to finish collapse before the shock front reaches the centre, can collapse under the influence of Pop III starlight. On the contrary, we find, for instance, that regions with  $n_{\text{H}} \sim 30 \text{ cm}^{-3}$  – core density of TIS haloes in Phase I – can cool and collapse even after the shock front has reached the centre. As the shock-front accelerates and delivers strong positive feedback effects in the small core region, high resolution is required to produce this mechanism in simulations. The relatively poor resolution of SPH simulations by Susa & Umemura (2006) might have prevented them from fully resolving the shock structure in the core, and potentially producing the positive feedback effects.

Our result indicates that secondary star formation

	no radiation	self-shielding	no self-shielding
Phase I	11.2	1.1	47
Phase II	2.7	1.3	114

**Table 4.** Collapse time (in units of Myrs) of a subclump with  $M = 5.5 \times 10^5 M_{\odot}$  irradiated by a Pop III star at distance  $D = 50 \text{ pc}$  ( $F_0 = 600$ ). For both Phase I and Phase II, we show how a case with a proper treatment of H<sub>2</sub> self-shielding (2nd column) differs in collapse time from a case without self-shielding (3rd column) and a case without radiation. When H<sub>2</sub> self-shielding is properly treated, collapse occurs in  $\sim 1$  Myr, before the neighboring Pop III turns off, while when H<sub>2</sub> self-shielding is neglected, collapse occurs *after* the star turns off, which is qualitatively consistent with the simulation results by Abel et al. (2006).

may occur even in subclumps of the host halo, which are subject to much stronger radiative feedback than isolated, nearby minihaloes. We have shown in this section that H<sub>2</sub> self-shielding is important even at this high level of ionizing ( $F_0 = 600$ ) and dissociating ( $F_{\text{LW}} = 2 \times 10^{-18} \text{ erg s}^{-1} \text{ cm}^{-2} \text{ Hz}^{-1}$ ) fluxes. It is even more surprising because the collapse is expedited and *coeval formation* of Pop III stars in the same neighborhood is possible. The naive expectation of negative feedback effect of a Pop III star in its neighborhood, therefore, should be revisited.

## 7 SUMMARY/DISCUSSION

We have studied the radiative feedback effects of the first stars (i.e. Pop III stars) on their nearby minihaloes, by solving radiative transfer and hydrodynamics self-consistently using the 1-D spherical, radiation-hydrodynamics code we have developed. The results can be summarized as follows:

- We identified the minimum collapse mass, namely the mass of minihaloes which are able to have a core which cools and collapses in the absence of external radiation. We find that  $M_{\text{c,min}} \sim 7 \times 10^4 M_{\odot}$  at  $z = 20$ . In determining  $M_{\text{c,min}}$ , we applied two criteria. First, the collapsing region should reach  $n_{\text{H}} = 10^8 \text{ cm}^{-3}$  to be considered as a collapse. Second, this should occur within the Hubble time. The minimum collapse mass we find roughly agrees with that of Machacek et al. (2001), where the AMR scheme they used seems to have resolved the inner structure of minihaloes.
- Minihaloes could have been in very different stages of their evolution when they were irradiated by a Pop III star. We used two different initial conditions to represent such phase differences. In Phase I, chemical abundances have not yet evolved away from their IGM equilibrium values. This stage is characterized by low H<sub>2</sub> fraction,  $y_{\text{H}_2} \sim 2 \times 10^{-6}$  and high electron fraction,  $x \sim 10^{-4}$  at the centre. Halos can be irradiated in Phase II, which is the state of these halos evolved from Phase I, where  $x$  has dropped to  $10^{-5}$  by recombination. Phase II is characterized by high H<sub>2</sub> fraction  $y_{\text{H}_2} \sim 10^{-4} - 10^{-3}$ , low electron fraction  $x = 10^{-5}$ , and core density higher than that of Phase I.
- Within our parameter space, the I-front is trapped before reaching the core in all cases. Ionized gas evaporates, and a shock-front develops ahead of the I-front and travels into the core. The shock front leads to both positive and

negative feedback effects. A boost in density and temperature by a shock increases the  $\text{H}_2$  formation rate. In some cases, the shock accelerates and obtains a temperature above  $10^4$  K, which is high enough to drive collisional ionization, which then leads to a further boost in  $\text{H}_2$  fraction. The high temperature and kinetic energy delivered by the shock, on the other hand, tries to disrupt the gas. The net effect is either 1) an expedited collapse, 2) delayed collapse, 3) neutral (unaffected) collapse, or 4) a disruption, depending upon the flux, halo mass, and the initial condition when irradiated.

- At the moment of collapse, halo profiles under radiation are almost identical to those without radiation. Density profiles of different mass haloes are well fit by different power-law profiles,  $\rho \propto r^{-w}$ , where  $w = 2.5, 2.4, 2.3$ , and  $2.2$  for  $M = 10^5, 2 \times 10^5, 4 \times 10^5$ , and  $8 \times 10^5 M_\odot$ , respectively. Some variation in temperature profile exists at the low-mass end,  $M = 10^5 M_\odot$ , and the high-flux end  $F_0 = 46.3$  ( $D = 180$  pc).

- Overall, the radiative feedback effect of Pop III stars is not as destructive as naively expected. Minihaloes with  $M \gtrsim [1 - 2] \times 10^5 M_\odot$  are still able to form cooling and collapsing clouds at their centres even in the presence of radiation. A simple explanation is possible for such behavior. In Phase I (low  $y_{\text{H}_2}$  and high  $x$ ), radiation can easily dissociate  $\text{H}_2$  while the source is on, but after the source dies, high electron fraction allows  $\text{H}_2$  formation. On the contrary, in Phase II (high  $y_{\text{H}_2}$  and low  $x$ ),  $\text{H}_2$  is more easily protected against the dissociating radiation because the higher  $\text{H}_2$  column density provides self-shielding and compression increases the formation rate. The situation becomes more complicated, however, by other feedback effects which will be described in the following bullets.

- Within our parameter space, haloes that are irradiated at Phase I experience expedited collapse predominantly for  $10^5 \lesssim M/M_\odot \lesssim 8 \times 10^5$ , except for the delayed or neutral collapses occurring at the low mass/high flux and the high mass/low flux extremes (e.g. for  $M = 10^5 M_\odot$  at  $F_0 = 46.3$  and for  $M = 8 \times 10^5 M_\odot$  at  $F_0 = [1.5, 5.14]$ ).

- Haloes that are irradiated at Phase II show a more complicated behavior. In this case, unaffected collapse is more frequent, in general, at high and intermediate masses, while for  $M = 10^5 M_\odot$ , core collapse is now reversed at any  $F_0$ . Delayed collapse occurs for  $M = 2 \times 10^5 M_\odot$  at  $F_0 = 46.3$ . Unaffected collapse occurs for  $M = 8 \times 10^5 M_\odot$  for any  $F_0$ , and for  $M = 4 \times 10^5 M_\odot$  at  $F_0 \lesssim 11.6$ . Otherwise, for intermediate mass, collapse is either neutral or expedited.

- We first find in this paper that coeval formation of Pop III stars is possible even under the influence of ionizing and dissociating radiation from a first star. This occurs either as an expedited collapse or an unaffected collapse. Among those parameters explored in this paper, expedited collapse occurs during the lifetime of the source star when a halo of mass  $M = 2 \times 10^5 M_\odot$  in Phase I is irradiated by a Pop III star at a distance  $D = 180$  pc ( $F_0 = 46.3$ ). Unaffected collapse occurs for haloes of mass  $M = 8 \times 10^5$  in Phase II during the lifetime of the source star for all different distances (fluxes).

- Extending our parameter space to include a specific case studied by Abel et al. (2006), a minihalo merging with a halo hosting a Pop III star, we find that the coeval formation of Pop III stars is possible even in this high ionizing ( $F_0 \approx 600$ ) and dissociating ( $F_{\text{LW}} \sim 2 \times 10^{-18} \text{ erg s}^{-1} \text{ cm}^{-2} \text{ Hz}^{-1}$ ) flux case. While Abel et al. (2006) find that the secondary

star formation in this target halo occurs after the first star dies because of  $\text{H}_2$  destruction by photodissociation, we find that the minihalo core collapse is expedited to form a star in  $\sim 1$  Myr, long before the first star dies, due to the SIMF and  $\text{H}_2$  self-shielding. This discrepancy comes from the fact that we account for the effect of  $\text{H}_2$  self-shielding, while they do not. A proper treatment of  $\text{H}_2$  self-shielding is important even for such a high flux regime, because the central  $\text{H}_2$  fraction can reach  $y_{\text{H}_2} \gtrsim 10^{-3}$  due to the SIMF and strong  $\text{H}_2$  self-shielding is possible due to newly created  $\text{H}_2$ .

We find the minimum collapse mass  $M_{\text{c,min}} \sim 7 \times 10^4 M_\odot$  at  $z = 20$  without radiation. While our result agrees roughly with that of the 3D AMR simulation by Machacek et al. (2001), discrepancy becomes larger with those of 3D SPH simulation results (e.g. Fuller & Couchman 2000; Yoshida et al. 2003) and a semi-analytical calculation using a uniform-sphere model (Tegmark et al. 1997). This implies that the central region of haloes should be resolved well in order to quantify the minimum collapse mass exactly.

What does the result of our paper imply for the “first” H II region created by Pop III stars? Because a significant fraction of nearby minihaloes can host second generation stars within the first H II region, it is possible that such a subsequent star formation may at least keep the first H II regions ionized. It may even be possible that individual H II regions grow and overlap, thus finishing the first cosmological reionization. A semi-analytic calculation of minihalo clustering around high density peaks, for example, might allow us to quantify how fast and how big such bubbles can grow. Without secondary star formation, this would simply be a relic H II region in which gas recombines and cools after the source star dies, possibly with metal enrichment from supernova explosion (e.g. Bromm et al. 2003).

We found that the minimum collapse mass is  $\sim 1 - 2 \times 10^5 M_\odot$  even in the presence of Pop III starlight. Such a low value may affect the reionization history significantly. Alvarez et al. (2006a) estimates that the instantaneous ionized mass fraction at  $z = 20$  is  $\sim 0.1$ , if individual  $\sim 10^6 M_\odot$  haloes host one  $\sim 100 M_\odot$  Pop III star each. If the typical mass scale of host haloes is  $\sim 10^5 M_\odot$  instead, as the number density of haloes would be roughly 10 times as big as that for  $M \sim 10^6 M_\odot$ , Pop III stars alone would be able to finish cosmological reionization at  $z \sim 20^6$ . New reionization sources will form later in more massive haloes with  $T_{\text{vir}} \gtrsim 10^4$  K, which will host a region cooling by the hydrogen atomic cooling. Depending upon how fast such transition occurs, The global reionization history will have different characteristics (e.g. monotonic growth of ionization fraction vs. double reionization).

In this paper, we have considered only the radiative feedback effect. Pop III stars, however, may exert additional feedback effects. The H II region developed by a Pop III star inside the host halo breaks out as a “champagne flow”

<sup>6</sup> This argument is based upon the fact that the comoving number density of haloes,  $M dn/dM$ , is roughly proportional to  $M^{-1}$ . The minihalo population, however, might have been severely reduced by the “Jeans-mass filtering” inside ionized bubbles created around rare, but more massive objects (e.g. Iliev et al. 2006), in which case sources hosted by minihaloes would make negligible contribution to cosmic reionization.

inside the host minihalo, where the I-front separates from the shock-front and runs ahead, transforming from D-type to R-type. The shock front left behind also expands into the IGM and nearby minihaloes would be encountered by this shock-front ultimately. Other feedback effects will come from supernova explosions. If the first star dies and explodes as a supernova, both dynamical and chemical feedback effects would alter the fate of nearby minihaloes, as well.

As the focus of our paper is the fate of neutral cores of target haloes, in which the ionized fraction never exceeds  $\sim 10^{-2}$ , we neglected processes which are relevant only when gas achieves high ionized fraction, such as HD cooling and charge exchange between  $\text{He}^+$  (He) and  $\text{H}$  ( $\text{H}^+$ ) (see e.g. Yoshida et al. 2006). These processes may be important, however, in the relic  $\text{H II}$  region. For instance, HD cooling may cool gas down further from the  $\text{H}_2$  cooling temperature plateau,  $T_{\text{H}_2} \sim 100$  K when ionization fraction is very high (e.g. Johnson & Bromm 2005). It would be still interesting to check if partially ionized gas evolves into a much lower temperature due to the HD cooling.

We chose two different evolutionary phases of nearby minihaloes as our initial conditions. A more natural way to address this problem is to use the structure and chemical composition of minihaloes and IGM from 3-D, chemistry-hydrodynamics calculation. We intend to extend our study in a more consistent manner by combining a 3-D, chemistry-hydrodynamics simulation and the 1-D, radiation-hydrodynamics simulation in the future. In this paper, we simply adopted a model for virialized haloes (TIS profile). In the future, we will also implement a more realistic growth history of haloes (e.g. Wechsler et al. 2002) to account for the dynamical effect of mass accretion.

## ACKNOWLEDGMENTS

We thank M. Alvarez, T. Abel, S. Glover, I. Iliev, B. O’shea, H. Susa, and D. Whalen for helpful discussions. We also acknowledge the Institute for Nuclear Theory at the University of Washington for their support and hospitality. This work was supported by NASA Astrophysical Theory Program grants NAG5-10825, NAG5-10826, NNG04G177G.

## APPENDIX

Here we describe the finite-difference scheme used for our 1-D spherical, radiation-hydrodynamics code. The subscript, unless noted otherwise, denotes the position of a shell. The superscript denotes the time. For instance,  $\rho_{j+1/2}^{n+1}$  is the zone-centered density of shell  $j + 1$  at time  $t^{n+1}$ , and  $r_j^n$  is the zone-edge-centered radius of shell  $j$  at time  $t^n$ .

### Time Steps

Time step for the finite-differencing is chosen such that important fluid variables do not change abruptly. The relevant time scales are the dynamical, sound-crossing (Courant), cooling(heating), and species-change time scales. In addition, to ensure that the fluid shells do not cross, we also adopt a shell-crossing time.

$$dt = \min\{dt_{\text{dyn}}, dt_{\text{Cour}}, dt_{\text{cool}}, dt_{\text{spec}}, dt_{\text{vel}}\} \quad (30)$$

$$dt_{\text{dyn}} = \min \left\{ c_d \sqrt{\frac{\pi^2 r_j^3}{4m_j}} \right\}, \quad (31)$$

$$dt_{\text{Cour}} = \min \left\{ c_C \left| \frac{r_j - r_{j-1}}{\sqrt{\gamma(\gamma - 1)u_j}} \right| \right\}, \quad (32)$$

$$dt_{\text{cool}} = \min \left\{ c_c \left| \frac{u_j \rho_j}{(\Gamma - \Lambda)_j} \right| \right\}, \quad (33)$$

$$dt_{\text{spec}} = \min \left\{ c_{\text{sp}} \left| \frac{x_j}{dx_j/dt} \right|, c_{\text{sp}} \left| \frac{y_{\text{HI},j}}{dy_{\text{HI},j}/dt} \right| \right\} \quad (34)$$

$$dt_{\text{vel}} = \min \left\{ c_v \left| \frac{r_j - r_{j-1}}{v_j - v_{j-1}} \right| \right\}, \quad (35)$$

where  $c_d$ ,  $c_C$ ,  $c_c$ ,  $c_{\text{sp}}$ , and  $c_v$  are coefficients that ensure accurate calculation of the finite difference equations. We use  $c_d = 0.1$ ,  $c_C = 0.1$ ,  $c_c = 0.1$ ,  $c_{\text{sp}} = 0.1$ , and  $c_v = 0.05$ .

In practice, we frequently find that  $dt_{\text{dyn}}$  can be very small compared to other time scales. We sometimes disregard  $dt_{\text{dyn}}$  in order to achieve computational efficiency. We confirmed, especially in our problem, that such a treatment does not produce any significant discrepancy from a calculation with  $dt_{\text{dyn}}$  considered. When the virial temperature of a halo is close to the cooling temperature plateau, for instance,  $dt_{\text{dyn}}$  must be irrelevant because gas would be almost hydrostatic.

### Radiative Rate Coefficients

For the radiation field generated from a point source at the centre, the radiative rate coefficient of species  $i$  at radius  $r$  is given by equation (15). Finite-differencing this rate coefficient, however, requires some caution. For the baryonic shell at position  $j$  (smaller  $j$  means closer to the centre) whose inner edge and outer edge have radii  $r_{j-1/2}$  and  $r_{j+1/2}$ , respectively, the incident differential flux at the outer edge is  $F_{\nu}^{\text{int}}(r_{j+1/2})$ , and one could naively calculate the rate coefficient of species  $i$  by

$$k_i(r_j) = \int_0^{\infty} d\nu \frac{\sigma_{i,\nu} F_{\nu}^{\text{ext}}(r_{j+1/2})}{h\nu}. \quad (36)$$

As mentioned already in §2.3.2 and §2.4.1, however, this expression may not yield an accurate result when the a shell  $k$  is optically thick. In this case,  $F_{\nu}$  may change substantially over the shell width, and equation (36) might over-predict the ionization rate by applying a constant flux over the shell width ( $\Delta r_j \equiv r_{j+1/2} - r_{j-1/2}$ ). One may, in principle, choose to set up the initial condition such that all shells are optically thin. However, such a scheme can be very expensive computationally, especially when collapsed haloes are treated. In order to resolve this problem, we use the “photon-conserving scheme” by Razoumov & Scott (1999) and Abel et al. (1999). In this treatment, the number of photons that are absorbed in a shell is the same as the number of ionization events. Equation (36) can then be re-written as

$$k_i(r_j) = \int_0^{\infty} d\nu \frac{L_{\nu}^{\text{ext}}(r_{j+1/2}) - L_{\nu}^{\text{ext}}(r_{j-1/2})}{h\nu} \cdot \frac{1}{n_i V_{\text{shell},j}}$$

$$\simeq \int_0^\infty d\nu \frac{F_\nu^{\text{ext}}(r_{j+1/2})}{h\nu} \cdot \frac{1 - e^{-\Delta\tau_{i,\nu}(r_j)}}{n_i \Delta r_j}, \quad (37)$$

where  $L_\nu^{\text{ext}}(r) = 4\pi r^2 F_\nu^{\text{ext}}(r)$ ,  $\Delta\tau_{i,\nu}(r_j) \equiv n_i \Delta r_j \sigma_{i,\nu}$  is the optical depth of a shell  $k$  on a species  $i$ , and  $V_{\text{shell},j} \simeq 4\pi r_j^2 \Delta r_j$  is the volume of the shell. Note that when  $\Delta\tau_\nu \ll 1$ , equation (37) becomes equivalent to equation (36).

### Nonequilibrium Chemistry

As described in § 2.5, in order to update the abundance of species  $i$ , we adopt the finite difference scheme by Abel et al. (1997). Based upon equation (17), each species  $i$  is updated by

$$n_i^{n+1} = \frac{C_i^{n+1}(T, \{n_j\}) dt^{n+1/2} + n_i^n}{1 + D_i^{n+1}(T, \{n_j\}) dt^{n+1/2}}, \quad (38)$$

where the species  $\{n_j\}$  is the previously updated value in the order given by Abel et al. (1997) (note that the letter  $n$  ( $n+1/2$ ,  $n+1$ ) in superscript denotes the time  $t^n$  ( $t^{n+1/2}$ ,  $t^{n+1}$ ). The order they find to be optimal is H,  $\text{H}^+$ , He,  $\text{He}^+$ ,  $\text{He}^{++}$  and  $\text{e}^-$ , followed by the algebraic equilibrium expressions for  $\text{H}^-$  and  $\text{H}^+$ , and finally  $\text{H}_2$ , again by equation (38).

### Heating/Cooling and Hydrodynamics

Hydrodynamic conservation equations for the baryonic component (eqs. [3] - [5]) are solved following the finite-difference scheme by Thoul & Weinberg (1995). We first update the velocity and position using the so-called “leap-frog” scheme, so that the velocity and the position are staggered in time:

$$v_j^{n+1/2} = v_j^{n-1/2} - \left[ 4\pi(r_j^n)^2 \frac{p_{j+1/2}^n - p_{j-1/2}^n}{dm_j} + \frac{m_j^n}{(r_j^n)^2} \right] dt^n, \quad (39)$$

and

$$r_j^{n+1} = r_j^n + v_j^{n+1/2} dt^{n+1/2}, \quad (40)$$

which are second-order accurate. As the mass of each shell is conserved for such a Lagrangian scheme, density is updated following

$$\rho_{j+1/2}^{n+1} = \frac{dm_{j+1/2}}{(4/3)\pi[(r_{j+1/2}^{n+1})^3 - (r_j^{n+1})^3]}. \quad (41)$$

In these equations,

$$dt^n = \frac{1}{2}(dt^{n-1/2} + dt^{n+1/2}), \quad (42)$$

and

$$dm_j = \frac{1}{2}(dm_{j-1/2} + dm_{j+1/2}). \quad (43)$$

We then advance the energy by

$$\begin{aligned} e_{i+1/2}^{n+1} &= e_{i+1/2}^n - p_{i+1/2}^n \left( \frac{1}{\rho_{i+1/2}^{n+1}} - \frac{1}{\rho_{i+1/2}^n} \right) \\ &\quad + \frac{(\Gamma - \Lambda)_{i+1/2}^n}{\rho_{i+1/2}^{n+1}} dt^{n+1/2}. \end{aligned} \quad (44)$$

Shocks are treated with the usual artificial viscosity technique. The pressure in the momentum and energy conservation equations is replaced by  $P = p + q$ , where

$$q_{i+1/2}^{n+1} = -c_q \frac{2}{1/\rho_{i+1/2}^{n+1} - 1/\rho_{i+1/2}^n} \left| v_{i+1}^{n+1/2} - v_i^{n+1/2} \right|$$

$$\times (v_{i+1}^{n+1/2} - v_i^{n+1/2}), \quad (45)$$

if  $v_{i+1}^{n+1/2} - v_i^{n+1/2} < 0$ , and  $q = 0$  otherwise. We use  $c_q = 4$ , which spreads the shock fronts over four or five cells.

Dark matter shells are also updated according to equations (39) - (45) – note that we use fluid approximation as described in §2.2 –, except that the heating/cooling term is zero in equation (44). Note that the dark matter shells are allowed to have effective shock in our fluid approximation, and therefore we need to compute the artificial viscosity when dark matter shells are converging (equation [45]), as in the case of the baryonic gas component.

### Numerical resolution

In practice, we use 500 dark matter and 1000 fluid shells sampled uniformly (in radius) from the centre to the truncation radius  $r_{\text{tr}}$ . We put a small reflecting core at the centre with negligible size, namely  $r_{\text{core}} = 10^{-4} r_{\text{tr}}$ . Such a core is found to be useful in reducing undesirable numerical instability at the centre. Our choice is conservative enough not to affect the overall answer.

### Rate coefficients

In Table 5, we list the chemical reaction rates we implemented in our code and the corresponding references. The rate coefficients (1-19) and radiative cross sections (20-26) are mostly from the fit by Shapiro & Kang (1987), except for a few updates.

### REFERENCES

- Abel, T., Anninos, P., Zhang, Y., & Norman, M. L. 1997, *New Astronomy*, 2, 181
- Abel, T., Bryan, G. L., & Norman, M. L. 2000, *Astrophys. J.*, 540, 39
- 2002, *Science*, 295, 93
- Abel, T., Norman, M. L., & Madau, P. 1999, *Astrophys. J.*, 523, 66
- Abel, T., Wise, J. H., & Bryan, G. L. 2006, ArXiv Astrophysics e-prints. [astro-ph/0606019](#)
- Ahn, K., & Shapiro, P. R. 2005, *Mon. Not. R. Astron. Soc.*, 363, 1092
- Aldrovandi, S. M. V., & Pequignot, D. 1973, *Astron. Astrophys.*, 25, 137
- Alvarez, M. A., Ahn, K., & Shapiro, P. R. 2003, in *Revista Mexicana de Astronomia y Astrofisica Conf. Ser.*, 4
- Alvarez, M. A., Bromm, V., & Shapiro, P. R. 2006a, *Astrophys. J.*, 639, 621
- Alvarez, M. A., Shapiro, P. R., Ahn, K., & Iliev, I. T. 2006b, *Astrophys. J. Lett.*, 644, L101. [astro-ph/0604447](#)
- Anninos, P., Zhang, Y., Abel, T., & Norman, M. L. 1997, *New Astronomy*, 2, 209
- Bates, D. R., & Öpik, U. 1968, *Journal of Physics B Atomic Molecular Physics*, 1, 543
- Bertschinger, E. 1985, *Astrophys. J. Suppl. Ser.*, 58, 39
- Bieniek, R. J. 1980, *J. Phys. B*, 13, 4405
- Binney, J., & Tremaine, S. 1987, *Galactic dynamics* (Princeton, NJ, Princeton University Press, 1987, 747 p.)

	Reactions	Reference
1	$\text{H} + \text{e}^- \rightarrow \text{H}^+ + 2\text{e}^-$	Janev et al. (1987)
2	$\text{H}^+ + \text{e}^- \rightarrow \text{H} + \gamma$	Case B; Osterbrock (1989)
3	$\text{He} + \text{e}^- \rightarrow \text{He}^+ + 2\text{e}^-$	Janev et al. (1987)
4	$\text{He}^+ + \text{e}^- \rightarrow \text{He} + \gamma$	Aldrovandi & Pequignot (1973)
5	$\text{He}^+ + \text{e}^- \rightarrow \text{He}^{++} + 2\text{e}^-$	AMDIS Database; Abel et al. (1997)
6	$\text{He}^{++} + \text{e}^- \rightarrow \text{He}^+ + \gamma$	Spitzer (1978)
7	$\text{H} + \text{e}^- \rightarrow \text{H}^- + \gamma$	de Jong (1972); Shapiro & Kang (1987)
8	$\text{H}^- + \text{H} \rightarrow \text{H}_2 + \text{e}^-$	Bieniek (1980)
9	$\text{H} + \text{H}^+ \rightarrow \text{H}_2^+ + \gamma$	Ramaker & Peek (1976)
10	$\text{H}_2^+ + \text{H} \rightarrow \text{H}_2 + \text{H}^+$	Karpas et al. (1979)
11	$\text{H}_2 + \text{H} \rightarrow 3\text{H}$	Dove & Mandy (1986)
12	$\text{H}_2 + \text{H}^+ \rightarrow \text{H}_2^+ + \text{H}$	Savin et al. (2004)
13	$\text{H}_2 + \text{e}^- \rightarrow 2\text{H} + \text{e}^-$	Mitchell & Deveau (1983)
14	$\text{H}^- + \text{e}^- \rightarrow \text{H} + 2\text{e}^-$	Janev et al. (1987)
15	$\text{H}^- + \text{H} \rightarrow 2\text{H} + \text{e}^-$	Izotov & Kolesnik (1984)
16	$\text{H}^- + \text{H}^+ \rightarrow 2\text{H}$	Duley & Williams (1984)
17	$\text{H}^- + \text{H}^+ \rightarrow \text{H}_2^+ + \text{e}^-$	Poulaert et al. (1978)
18	$\text{H}_2^+ + \text{e}^- \rightarrow 2\text{H}$	Schneider et al. (1994)
19	$\text{H}_2^+ + \text{H}^- \rightarrow \text{H} + \text{H}_2$	Dalgarno & Lepp (1987)
20	$\text{H} + \gamma \rightarrow \text{H}^+ + \text{e}^-$	Osterbrock (1989)
21	$\text{He}^+ + \gamma \rightarrow \text{He}^{++} + \text{e}^-$	Osterbrock (1989)
22	$\text{He} + \gamma \rightarrow \text{He}^+ + \text{e}^-$	Osterbrock (1989)
23	$\text{H}^- + \gamma \rightarrow \text{H} + \text{e}^-$	de Jong (1972); Shapiro & Kang (1987)
24	$\text{H}_2^+ + \gamma \rightarrow \text{H} + \text{H}^+$	Dunn (1968)
25	$\text{H}_2 + \gamma \rightarrow \text{H}_2^+ + \text{e}^-$	Oneil & Reinhardt (1978)
26	$\text{H}_2^+ + \gamma \rightarrow 2\text{H}^+ + \text{e}^-$	Bates & Öpik (1968)
27	$\text{H}_2 + \gamma \rightarrow 2\text{H}$	§2.3.1; Draine & Bertoldi (1996)

Table 5. Reactions and the corresponding references.

- Bromm, V., Coppi, P. S., & Larson, R. B. 1999, *Astrophys. J. Lett.*, 527, L5
- 2002, *Astrophys. J.*, 564, 23
- Bromm, V., Yoshida, N., & Hernquist, L. 2003, *Astrophys. J. Lett.*, 596, L135
- Dalgarno, A., & Lepp, S. 1987, in IAU Symp. 120: Astrochemistry, edited by M. S. Vardya, & S. P. Tarafdar, 109
- de Jong, T. 1972, *Astron. Astrophys.*, 20, 263
- Dove, J. E., & Mandy, M. E. 1986, *Astrophys. J. Lett.*, 311, L93
- Draine, B. T., & Bertoldi, F. 1996, *Astrophys. J.*, 468, 269
- Duley, W. W., & Williams, D. A. 1984, *Inorganic Chemistry*
- Dunn, G. H. 1968, *Physical Review*, 172, 1
- Franco, J., Tenorio-Tagle, G., & Bodenheimer, P. 1990, *Astrophys. J.*, 349, 126
- Fuller, T. M., & Couchman, H. M. P. 2000, *Astrophys. J.*, 544, 6
- Galli, D., & Palla, F. 1998, *Astron. Astrophys.*, 335, 403
- Glover, S. C. O., & Brand, P. W. J. L. 2001, *Mon. Not. R. Astron. Soc.*, 321, 385
- Gnedin, N. Y., & Hui, L. 1998, *Mon. Not. R. Astron. Soc.*, 296, 44
- Haiman, Z., Abel, T., & Rees, M. J. 2000, *Astrophys. J.*, 534, 11
- Haiman, Z., Rees, M. J., & Loeb, A. 1996a, *Astrophys. J.*, 467, 522
- Haiman, Z., Thoul, A. A., & Loeb, A. 1996b, *Astrophys. J.*, 464, 523
- Iliev, I. T., Mellema, G., Shapiro, P. R., & Pen, U.-L. 2006, ArXiv Astrophysics e-prints. [astro-ph/0607517](https://arxiv.org/abs/astro-ph/0607517)
- Iliev, I. T., & Shapiro, P. R. 2001, *Mon. Not. R. Astron. Soc.*, 325, 468
- Iliev, I. T., Shapiro, P. R., & Raga, A. C. 2005, *Mon. Not. R. Astron. Soc.*, 361, 405
- Izotov, Y. I., & Kolesnik, I. G. 1984, *Soviet Astronomy*, 28, 15
- Janev, R. K., Langer, W. D., & Evans, K. 1987, *Elementary processes in Hydrogen-Helium plasmas - Cross sections and reaction rate coefficients* (Springer Series on Atoms and Plasmas, Berlin: Springer, 1987)
- Johnson, J. L., & Bromm, V. 2005, ArXiv Astrophysics e-prints. [arXiv:astro-ph/0505304](https://arxiv.org/abs/astro-ph/0505304)
- Kang, H., & Shapiro, P. R. 1992, *Astrophys. J.*, 386, 432
- Karpas, Z., Anicich, V., & Huntress, W. T., Jr. 1979, *J. Chem. Phys.*, 70, 2877
- Kitayama, T., Susa, H., Umemura, M., & Ikeuchi, S. 2001, *Mon. Not. R. Astron. Soc.*, 326, 1353
- Kitayama, T., Yoshida, N., Susa, H., & Umemura, M. 2004, *Astrophys. J.*, 613, 631
- Lasker, B. M. 1966, *Astrophys. J.*, 143, 700
- Lepp, S., & Shull, J. M. 1984, *Astrophys. J.*, 280, 465
- Machacek, M. E., Bryan, G. L., & Abel, T. 2001, *Astrophys. J.*, 548, 509
- 2003, *Mon. Not. R. Astron. Soc.*, 338, 273
- Mesinger, A., Bryan, G., & Haiman, Z. 2006, ArXiv Astrophysics e-prints. [arXiv:astro-ph/0604148](https://arxiv.org/abs/astro-ph/0604148)
- Mitchell, G. F., & Deveau, T. J. 1983, *Astrophys. J.*, 266, 646
- Navarro, J. F., Frenk, C. S., & White, S. D. M. 1997, *As-*

- trophys. J.* , 490, 493
- Oh, S. P., & Haiman, Z. 2003, *Mon. Not. R. Astron. Soc.* , 346, 456
- Oneil, S. V., & Reinhardt, W. P. 1978, *J. Chem. Phys.* , 69, 2126
- O'Shea, B. W., Abel, T., Whalen, D., & Norman, M. L. 2005, *Astrophys. J. Lett.* , 628, L5
- O'Shea, B. W., & Norman, M. L. 2006, ArXiv Astrophysics e-prints. **astro-ph/0607013**
- Osterbrock, D. E. 1989, Astrophysics of gaseous nebulae and active galactic nuclei (Research supported by the University of California, John Simon Guggenheim Memorial Foundation, University of Minnesota, et al. Mill Valley, CA, University Science Books, 1989, 422 p.)
- Peebles, P. J. E., & Dicke, R. H. 1968, *Astrophys. J.* , 154, 891
- Poulaert, G., Brouillard, F., Claeys, W., McGowan, J. W., & Van Wassenhove, G. 1978, *Journal of Physics B Atomic Molecular Physics*, 11, L671
- Ramaker, D. E., & Peek, J. M. 1976, *Phys. Rev. A* , 13, 58
- Razoumov, A. O., & Scott, D. 1999, *Mon. Not. R. Astron. Soc.* , 309, 287
- Ricotti, M., Gnedin, N. Y., & Shull, J. M. 2001, *Astrophys. J.* , 560, 580
- 2002a, *Astrophys. J.* , 575, 33
- 2002b, *Astrophys. J.* , 575, 49
- Saslaw, W. C., & Zipoy, D. 1967, *Nature* , 216, 976
- Savin, D. W., Krstić, P. S., Haiman, Z., & Stancil, P. C. 2004, *Astrophys. J. Lett.* , 606, L167
- Schaerer, D. 2002, *Astron. Astrophys.* , 382, 28
- Schneider, I. F., Dulieu, O., Giusti-Suzor, A., & Roueff, E. 1994, *Astrophys. J.* , 424, 983
- Sedov, L. I. 1959, *Similarity and Dimensional Methods in Mechanics* (Similarity and Dimensional Methods in Mechanics, New York: Academic Press, 1959)
- Shapiro, P. R., Giroux, M. L., & Babul, A. 1994, *Astrophys. J.* , 427, 25
- Shapiro, P. R., Iliev, I. T., & Raga, A. C. 1999, *Mon. Not. R. Astron. Soc.* , 307, 203
- 2004, *Mon. Not. R. Astron. Soc.* , 348, 753
- Shapiro, P. R., & Kang, H. 1987, *Astrophys. J.* , 318, 32
- Spergel, D. N., Bean, R., Dore, O., Nolta, M. R., Bennett, C. L., Hinshaw, G., Jarosik, N., Komatsu, E., Page, L., Peiris, H. V., Verde, L., Barnes, C., Halpern, M., Hill, R. S., Kogut, A., Limon, M., Meyer, S. S., Odegard, N., Tucker, G. S., Weiland, J. L., Wollack, E., & Wright, E. L. 2006, ArXiv Astrophysics e-prints. **astro-ph/0603449**
- Spergel, D. N., Verde, L., Peiris, H. V., Komatsu, E., Nolta, M. R., Bennett, C. L., Halpern, M., Hinshaw, G., Jarosik, N., Kogut, A., Limon, M., Meyer, S. S., Page, L., Tucker, G. S., Weiland, J. L., Wollack, E., & Wright, E. L. 2003, *Astrophys. J. Suppl. Ser.* , 148, 175
- Spitzer, L. 1978, *Physical processes in the interstellar medium* (New York Wiley-Interscience, 1978. 333 p.)
- Susa, H., & Umemura, M. 2006, *Astrophys. J. Lett.* , 645, L93. **astro-ph/0604423**
- Tegmark, M., Silk, J., Rees, M. J., Blanchard, A., Abel, T., & Palla, F. 1997, *Astrophys. J.* , 474, 1
- Thoul, A. A., & Weinberg, D. H. 1995, *Astrophys. J.* , 442, 480
- Von Neumann, J., & Richtmyer, R. 1950, *J. Appl. Phys.* , 21, 232
- Wechsler, R. H., Bullock, J. S., Primack, J. R., Kravtsov, A. V., & Dekel, A. 2002, *Astrophys. J.* , 568, 52
- Yoshida, N., Abel, T., Hernquist, L., & Sugiyama, N. 2003, *Astrophys. J.* , 592, 645
- Yoshida, N., Omukai, K., Hernquist, L., & Abel, T. 2006, ArXiv Astrophysics e-prints. **astro-ph/0606106**