

RECOGNIZING THE FIRST RADIATION SOURCES THROUGH THEIR 21-CM SIGNATURE

LEONID CHUZHROY¹, MARCELO A. ALVAREZ¹ AND PAUL R. SHAPIRO¹

Draft version July 2, 2018

ABSTRACT

At the beginning of the reionization epoch, radiation sources produce fluctuations in the redshifted 21-cm background. We show that different types of sources (such as miniquasars, Pop II and III stars, supernovae, etc.) produce distinct signatures in the 21-cm signal radial profiles and statistical fluctuations, through which they can be identified. Further, we show that the 21-cm signal from X-ray emitting sources is much easier to observe than was expected, due to a previously neglected pumping mechanism.

Subject headings: cosmology: theory – early universe – galaxies: formation

1. INTRODUCTION

As shown by WMAP observations (Spergel et al. 2006), within a half billion years after the Big Bang the Universe must have given birth to numerous radiation sources, that by $z \sim 10$ reionized most of the gas in the intergalactic medium (IGM). However, the nature of these sources remains a puzzle. Miniquasars, Pop II and III stars, supernovae, and many others have been suggested as the main engines of reionization (e.g. Choudhury & Ferrara 2006). Unfortunately, direct observations may not be able to distinguish between the different types. For most, the low-energy part of the spectrum has the same thermal shape, $J(\nu) \propto \nu^2$, while the upper part, $h\nu > 10.2$ eV is absorbed or scattered by the neutral IGM. However, as we show in this paper, it is still possible to measure the shape of the upper part of the spectrum, from the source imprint on the 21-cm signal of the surrounding neutral IGM.

When at redshift z the hydrogen spin temperature, T_s , is different from the temperature of the cosmic microwave background (CMB), T_{CMB} , the CMB brightness temperature presently observed at the wavelength $21(1+z)$ cm changes by

$$\delta T_b = 0.03 \text{ K} \left(\frac{T_s - T_{\text{CMB}}}{T_s} \right) (1 + \delta)(1 - x) \times \left(\frac{\Omega_{b0} h_0}{0.03} \right) \left(\frac{\Omega_{m0}}{0.25} \right)^{-1/2} \left(\frac{1+z}{10} \right)^{1/2}. \quad (1)$$

where δ is the local overdensity and x is the ionized hydrogen fraction. The spin temperature is determined by (Field 1958)

$$T_s = \frac{T_{\text{CMB}} + y_\alpha T_\alpha + y_c T_k}{1 + y_\alpha + y_c}, \quad (2)$$

where T_k is the kinetic temperature, y_c is a constant proportional to the collisional excitation rate (see Zygelman (2005) and Liszt (2001) for the contribution of neutral atoms and electrons to the collisional pumping) and y_α is given by

$$y_\alpha = \frac{16\pi^2 T_* e^2 f_{12} J_0}{27 A_{10} T_k m_e c} S_\alpha, \quad (3)$$

where $f_{12} = 0.416$ is the oscillator strength of the Ly α transition, A_{10} is the spontaneous emission coefficient of the hyperfine transition, J_0 is the radiation intensity at the far

red wing of the Ly α resonance (where the intensity of UV photons is unaffected by scatterings) and S_α is a correction factor, which for the unperturbed IGM is given by (Chuzhoy & Shapiro 2005)

$$S_\alpha = e^{-0.37(1+z)^{1/2} T_k^{-2/3}} \left(1 + \frac{0.4}{T_k} \right)^{-1}. \quad (4)$$

Several authors have previously explored the ways T_s can be decoupled from T_{CMB} by the first radiation sources. Nusser (2005) has pointed out that, since charged particles have a much higher cross-section for collisionally de-exciting the hyperfine transition, T_s can be decoupled from T_{CMB} in moderately overdense partially ionized regions (which may be produced by an X-ray source or following the recombination of a fully ionized HII region). In this way a miniquasar with luminosity $L = 10^{41}$ erg \cdot s⁻¹ can decouple the gas within a few hundred comoving kiloparsec (Kuhlen et al. 2005). Cen (2005) considered a massive starburst in the first galaxies that produce a strong UV background. In his model T_s is decoupled from T_{CMB} by the photons slightly on the blue side of the Ly α resonance that redshift into the resonance within some distance (typically up to a few comoving Mpc) from the source. However, in this paper we show that in all of the above systems the spin temperature is dominated by locally emitted Ly α photons that can be produced in three different ways (collisional excitation, recombination, or cascade). Including these photons in the calculation not only boosts the intensity of the signal (by orders of magnitude for the X-ray sources), but makes a qualitative change in its radial profile.

In §2, 3 and 4 we recalculate the 21 cm signal from the systems discussed above (X-ray and UV sources, and recombining HII regions). In §5 and §6 we consider the signal produced by galactic winds and short-lived radiation sources, respectively. In §7 we summarize our results.

2. X-RAY SOURCES

After traveling an average comoving distance of $\lambda(\nu) \approx 0.1$ Mpc $((1+z)/20)^{-2} (h\nu/0.1 \text{ keV})^3$ through the neutral gas, an X-ray photon gets absorbed by an atom. A high energy electron produced by the absorption scatters with other atoms, electrons, and protons, thereby depositing its energy into heat, secondary ionizations, and atomic excitations. Shull & Van Steenberg (1985) showed that the division of energy depends on the ionized fraction x , with $\phi_H \approx [1 - (1 - x^{0.27})^{1.3}]$ of the total going to heat, $\phi_i \approx 0.39(1 - x^{0.4})^{1.76}$ to ionizations and $\phi_\alpha \approx 0.48(1 - x^{0.27})^{1.5}$ to excitations of hydrogen atoms.

¹ McDonald Observatory and Department of Astronomy, The University of Texas at Austin, RLM 16.206, Austin, TX 78712, USA; chuzhoy@astro.as.utexas.edu; marcelo@astro.as.utexas.edu; shapiro@astro.as.utexas.edu

On the basis of these results we find that when the initial ionized fraction is low (as it is for the primordial gas after $z \sim 1000$) and temperature is below 10^4 K, the X-rays increase T_k and x by

$$\begin{aligned} \frac{\Delta T}{1 \text{ K}} &\approx 3 \cdot 10^3 \left(\frac{\epsilon}{1 \text{ eV}} \right)^{5/4}, \\ \Delta x &\approx 6 \cdot 10^{-5} \left(\frac{\Delta T}{1 \text{ K}} \right)^{3/4}, \end{aligned} \quad (5)$$

where ϵ is the average energy deposited per atom.

The heating rate and intensity of Ly α photons produced by deexcitations of hydrogen atoms, at a distance R from the X-ray source, is given by

$$\frac{3}{2} n_H k \frac{dT_k}{dt} = \phi_H(x) \int \frac{L_\nu e^{-R/\lambda(\nu)}}{4\pi R^2 \lambda(\nu)} d\nu \quad (6)$$

$$J_0 = \frac{\phi_\alpha(x)c}{4\pi H\nu_\alpha} \int \frac{L_\nu e^{-R/\lambda(\nu)}}{4\pi R^2 \lambda(\nu)} d\nu, \quad (7)$$

where L_ν is the source luminosity at frequency ν and n_H is the hydrogen atom number density.

Assuming that the spectrum of high-redshift X-ray sources is similar to "ultraluminous" X-ray sources in nearby galaxies, $L_\nu \approx L_0 \nu^{-1}$ for $0.1 < h\nu < 2$ keV (e.g. Miller et al. 2003), we can transform eqs. 6 and 7 into

$$\Delta T \approx 0.5 \text{ K} \left(\frac{L_0}{10^{40} \text{ ergs s}^{-1}} \right)^{5/4} \left(\frac{R/(1+z)}{1 \text{ Mpc}} \right)^{-15/4} t^{5/4}, \quad (8)$$

$$J_0 \approx \phi_\alpha \left(6 \cdot 10^{-5} (\Delta T / 1 \text{ K})^{3/4} \right) \left(\frac{L_0 c}{48\pi^2 R^3 H\nu_\alpha} \right), \quad (9)$$

where t is given in Myrs.

Figure 1a shows the evolution of 21-cm brightness temperature. Close to the source, where the gas is heated above T_{CMB} , T_b is positive. Farther out the gas becomes colder, so that T_b becomes negative. Still farther out, the pumping radiation becomes too weak to decouple T_s from T_{CMB} , and T_b approaches a small limiting value that is given by collisional coupling only.

3. UV SOURCES

The decoupling of the spin temperature may also be done by radiation sources that emit a significant fraction of their energy in the range between Ly α and Ly-limit frequencies. Unlike ionizing photons, photons in this range can travel freely through neutral hydrogen, until they are redshifted into one of the atomic resonances. With the exception of photons that are very close to the Ly-limit, which may skip one or more resonances, most of these photons are first scattered when the closest resonance is reached. Thus, only photons emitted between Ly α and Ly β frequencies reach the Ly α resonance, which they leave only after $\sim 10^6$ scatterings. By contrast, photons emitted above the Ly β frequency typically scatter only a few times before being destroyed by cascading to lower levels. A fraction of resonant photons destroyed by cascade (0 for Ly β , 0.26 for Ly δ and $\sim 1/3$ for higher resonances) produce Ly α photons as one of the cascade products (Hirata 2006; Pritchard & Furlanetto 2006). Since the frequency range between the Ly γ and Ly-limit is 2.2 times smaller than that between Ly α and Ly β , Ly α photons produced directly through redshifting are generally more numerous than those produced by cascade. However, the latter photons are typically produced within a much shorter distance

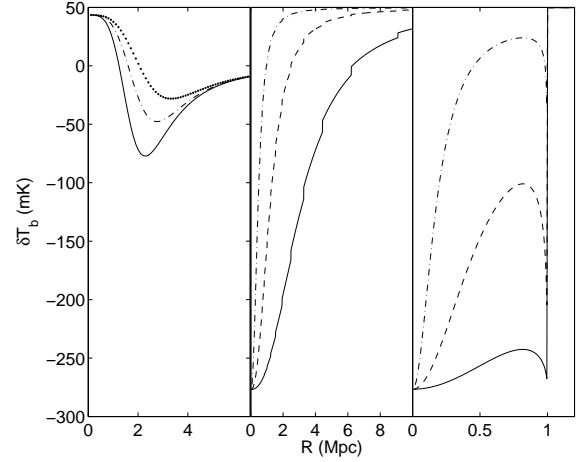


FIG. 1.— The brightness temperature versus comoving radius around a radiation source at $z = 20$. a) X-ray source with $L = 10^{42}$ erg/s and the age of $t = 1$ (solid), 2 (dash-dotted) and 4 Myr (dotted line). b) UV source with total luminosity of, respectively, $L = 5 \times 10^{41}$ (dashed), 5×10^{42} (dash-dotted) and 5×10^{43} erg/s (solid line) between Ly α and Ly-limit frequencies. c) Galactic wind with $L_\alpha = 10^{41}$ (solid), 10^{40} (dashed) and 10^{39} erg/s (dash-dotted line).

from the source (on average the photon between n and $n+1$ resonance travels a distance of $\sim n^{-3} H^{-1} c/2$ before reaching a resonance), which makes them a dominant pumping mechanism within a few Mpc from the source. Including these photons in the calculation not only boosts the pumping radiation intensity, but also changes its radial profile. Whereas normally the radiation intensity is proportional to R^{-2} , the cascades change this dependence to approximately $R^{-7/3}$. In addition, they also result in the discontinuous jumps in pumping radiation intensity and 21 cm brightness signal at $R_n = (n^{-2} - (n+1)^{-2}) H^{-1} c$. Figure 1b shows the radial profile of 21-cm brightness temperature of the unheated IGM around UV sources. In principle, the resonant scatterings affect the gas temperature, which therefore becomes time- and position-dependent (Chuzhoy & Shapiro 2005). However, unlike the

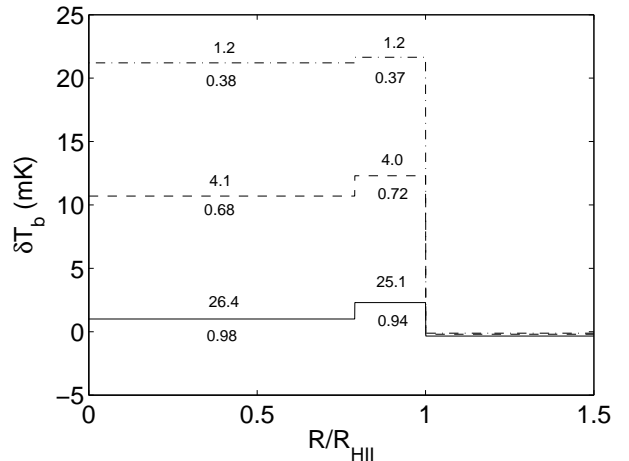


FIG. 2.— The brightness temperature versus comoving radius of the recombining HII region that was ionized at $z = 20$. The solid, dashed and dash-dotted lines correspond to $z = 19$, 17 and 15. The numbers above and below the lines show, respectively, $T_k/1000$ K and x at a given redshift.

X-ray photons, the UV resonance photons generally gain or lose only a very small fraction of their energy in exchange with the gas, so in Figure 1b we neglect this energy transfer.

4. RECOMBINING HII REGIONS

The low-mass galaxies that are first to form in the standard Λ CDM model are expected to be very vulnerable to feedback. During brief and intensive periods of star formation, such galaxies may be completely disrupted by SN explosions or photoevaporation. Furthermore, reionization may also delay gas accretion and star formation in the neighbouring halos. Consequently, the H II regions produced by the first galaxies may be given a pause, allowing them to cool and recombine.

Unless the gas is extremely overdense, its thermal evolution as it recombines is determined mainly by inverse Compton cooling and radiative recombination. Right after ionization the temperature of the gas in the IGM depends on the shape of the ionizing spectrum. If the shape changes appreciably during the life-time of the ionizing source or if the source lifetime is smaller or comparable to the gas cooling or recombination times, this would be reflected in the radial profile of the gas temperature and ionized fraction. Also, a strong jump in both temperature and ionized fraction can be produced across a He II ionization front. Even after the radiation source is dead, the difference in the ionized fraction inside and outside a former He III region would persist for quite a long time.

Figure 2 shows the evolution of the 21-cm signal from the recombining H II region, produced at $z = 20$ by a short-lived source whose spectrum is similar to a black body with a surface temperature of 90,000 K. Initially the gas brightness grows almost linearly with the hydrogen neutral fraction. Subsequently, when the ionized fraction falls below ~ 0.2 , the intensity of Ly α photons (which dominate over collisional coupling for x above ~ 0.05) produced by recombinations is insufficient to fully decouple T_s from T_{CMB} , and, unless additional Ly α photons are provided by exterior radiation sources, the signal may drop.

5. GALACTIC WINDS

Even though large numbers of Ly α photons may be produced by the overdense gas in galaxies via recombination or

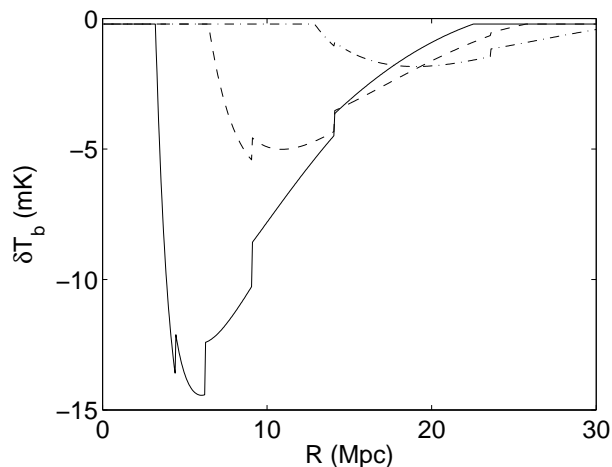


FIG. 3.— The brightness temperature versus comoving radius around a short-lived UV source at $z = 20$. The intensity of the source is assumed to vary as $L = 5 \times 10^{43} \text{ erg/s} \times \sin(\pi t/3 \text{ Myr})$ for $t < 3 \text{ Myr}$. The solid, dashed and dash-dotted lines correspond to $t = 3.5, 4$ and 5 Myr .

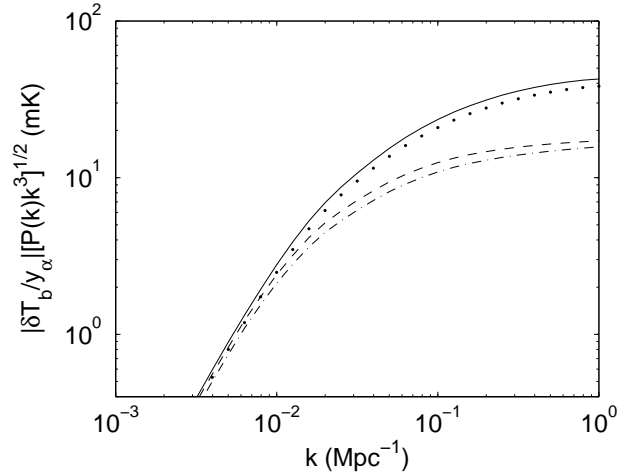


FIG. 4.— Power spectrum of the 21 cm signal at $z = 20$. The pumping radiation is assumed to be produced by X-ray sources in halos with $T_{\text{vir}} > 10^4 \text{ K}$ or $T_{\text{vir}} > 5 \cdot 10^3 \text{ K}$ (solid and dotted lines), or by Pop III stars in halos with $T_{\text{vir}} > 10^4 \text{ K}$ or $T_{\text{vir}} > 5 \cdot 10^3 \text{ K}$ (dashed and dash-dotted lines). We assumed $y_\alpha \ll 5$.

excitation of hydrogen atoms, these photons do not typically affect the 21 cm emission in the neighbouring IGM, as they redshift out of resonance close to their origin. This limitation, however, may be bypassed if the peculiar velocity of the gas is very large. Ly α photons emitted by a medium moving with peculiar velocity V may reenter the resonance within $R = V/H$ from the point of origin. Large peculiar velocities involving a large mass of gas may indeed be generated by one or more supernovae explosions (e.g. Ostriker & Cowie 1981; Kitayama & Yoshida 2005; Wilman et al. 2005).

A wind expanding with velocity V_s that exceeds 100 km/s shockheats and compresses the surrounding gas into a thin shell. The cooling in the outer parts of the shell, where the temperature is above $\sim 10^6 \text{ K}$, is dominated by inverse Compton scatterings and bremsstrahlung. In the inner parts, where the temperature drops below $\sim 10^5 \text{ K}$, most of the energy is radiated away in Ly α photons. By considering a thin shell expanding with velocity V_s at a radius R_s , we find the distribution of the photons that are at resonance in the local gas frame to be

$$J_0 = \left(\frac{L_\alpha H^{-1} c}{16\pi^3 \nu_\alpha R^3} \right) \left[\left(1 - \frac{R_s^2}{R^2} \right) \left(\frac{V_s^2}{H^2 R^2} - 1 \right) \right]^{-1/2}. \quad (10)$$

Figure 1c shows the 21 cm signal produced by a galactic wind for different radiation intensities.

Apart from supernovae, thin shells expanding with large peculiar velocities can be produced by large voids forming from steep initial density perturbations. The distribution of Ly α photons produced by such shells can still be described by equation 10. However, in this case the ratio V_s/HR_s (which for shells driven by supernovae can be very large) is typically between 1.2 and 1.5 (Chuzhoy & Nusser 2002).

6. SHORT-LIVED RADIATION SOURCES

In the examples given in the previous sections, we have neglected the possible time-dependence of the luminosity of radiation sources. However, if the luminosity changes over a relatively short time-scale, this will be reflected in the 21-cm signal. Since the speed of light is finite, regions that are observed simultaneously are pumped by photons emitted at

different times. Therefore, by measuring the 21-cm signal from different regions around the source, it is possible to reconstruct the evolution of the source spectrum and intensity. Figure 3 illustrates the evolution of the 21-cm profile after a starburst that lasts a few million years.

7. SUMMARY

We have shown that different radiation sources produce distinctly different 21-cm profiles, which can be sensitive not only to the source spectrum, but also to its history (§2 and 6). Furthermore, differences can also be identified in the combined signal from multiple radiation sources of different types. Figure 4 shows the power spectrum of the 21-cm signal produced by either the X-ray or the UV sources contributed by a biased distribution of halos (the power spectrum calculation is based on the formalism developed by Barkana & Loeb (2005a)). Predictably, the X-ray sources, which typically influence smaller regions, produce greater fluctuations on small scales than do Pop III UV sources. This difference between X-ray and UV can be even larger if Pop III is replaced with Pop II stars, which produce lower proportion of higher n resonance photons (Barkana & Loeb 2005b; Pritchard & Furlanetto 2006).

Assuming that at $z \sim 20$ the typical distance between the

first radiation sources is a few Mpc, their individual detection requires an angular resolution of about one arcminute (or baseline of ~ 15 km) and frequency resolution of ~ 100 kHz. For a beamwidth and bandwidth just small enough to resolve such objects, a detection of an X-ray source with $L \sim 10^{42}$ erg/s (which equals the luminosity of one or more black holes of total mass $\sim 10^4 M_\odot$ shining with Eddington luminosity) requires a sensitivity of $A/T \sim 10^3 \text{ m}^2 \text{K}^{-1} / \sqrt{(t_{\text{obs}}/10^3 \text{ hours})}$, where t_{obs} is the integration time. Thus it appears that SKA, whose planned sensitivity is a few times $10^3 \text{ m}^2 \text{K}^{-1}$ at the relevant frequencies, would be able to detect such X-ray sources individually. The detection of the fluctuating 21-cm background produced by the superposition of the first sources is even more promising. For example, the curves in Figure 4 can be easily distinguished at scales $k \sim 10^{-2} \text{ Mpc}^{-1}$ by LO-FAR, SKA, or PAST for 4 weeks of integration time (see Zaldarriaga, Furlanetto, & Hernquist 2004 for details on power spectrum error estimation).

This work was supported by a W.J. McDonald Fellowship to L. C., a Department of Energy Computational Science Graduate Fellowship to M. A. A., and NASA Astrophysical Theory Program grants NAG5-10825 and NNG04G177G.

REFERENCES

- Barkana, R., Loeb, A. 2005a, ApJ, 624, L65
 Barkana R., Loeb A., 2005b, ApJ, 626, 1
 Cen, R. 2006, astro-ph/0601010
 Choudhury, T.R. & Ferrara, A. 2006, astro-ph/0603149
 Chuzhoy, L. & Nusser, A. 2002, MNRAS, 335, 410
 Chuzhoy, L. & Shapiro, P. R. 2005, astro-ph/0512206
 Chuzhoy, L. & Shapiro, P. R. 2006, astro-ph/0604483
 Field, G. B. 1958, Proc. IRE, 46, 240
 Pritchard, J. R., & Furlanetto, S. R. 2006, MNRAS, 367, 1057
 Hirata, C.M. 2006, MNRAS, 367, 259
 Kitayama, T. & Yoshida, N. 2005, 630, 675
 Kuhlen, M., Madau, P. & Montgomery, R. 2006, 637, 1L
 Liszt, H. 2001, A&A, 371, 698
 Miller, J. M., Fabbiano, G., Miller, M. C., & Fabian, A. C. 2003, ApJ, 585, L37
 Nusser, A. 2005, MNRAS, 359, 183
 Ostriker, J. P. & Cowie, L. L. 1981, ApJ, 243, 127
 Shull, J. M. & van Steenberg, M. E. 1985, ApJ, 298, 268
 Spergel, D.N. et al. 2006, astro-ph/0603449
 Wilman, R. J., Gerssen, J., Bower, R. G., Morris, S. L., Bacon, R., de Zeeuw, P. T., & Davies, R. L. 2005, Nature, 436, 227
 Zaldarriaga, M., Furlanetto, S. R., & Hernquist, L. 2004, ApJ, 608, 622
 Zygelman, B. 2005, ApJ, 622, 1356