

## Neutron-capture elements in the s- and r-process-rich stars: Constraints on neutron-capture nucleosynthesis processes

Bo Zhang, Kun Ma, and Guide Zhou

*Department of Physics, Hebei Normal University, Shijiazhuang 050016, China;  
zhangbo@hebtu.edu.cn*

### ABSTRACT

The chemical abundances of the very metal-poor double-enhanced stars are excellent information for setting new constraints on models of neutron-capture processes at low metallicity. These stars are known as  $s+r$  stars, since they show enhancements of both s-process and r-process elements. The observed abundance ratios for the double-enhanced stars can be explained by those of stars that were polluted by an AGB star and subsequently accreted very significant amounts of r-process material out of an AIC (accretion-induced collapse) or Type 1.5 supernova. In this paper we present for the first time an attempt to fit the elemental abundances observed in the s- and r-rich, very metal-poor stars using a parametric model and suggest a new concept of component coefficients to describe the contributions of the individual neutron-capture processes to double-enhanced stars. We find that the abundance ratios of these stars are best fitted by enrichments of s- and r-process material. The overlap factor in the AGB stars where the observed s-process elements were produced lies between 0.1 and 0.81. Taking into account the dependence of the initial-final mass relations on metallicity, this wide range of values could possibly be explained by a wide range of core-mass values of AGB stars at low metallicity. The component coefficient of the r-process is strongly correlated with the component coefficient of the s-process for the double-enhanced stars. This is significant evidence that the r-process material in double-enhanced stars comes from an AIC or Type 1.5 supernova.

*Subject headings:* nuclear reactions, nucleosynthesis, abundances—stars: AGB and post-AGB—supernovae: general

## 1. Introduction

The elements heavier than those belonging to the iron peak are mostly made through neutron capture via two principal processes: the r-process (for rapid neutron-capture process) and the s-process (for slow neutron-capture process; Burbidge et al. 1957). During quiescent He burning, neutrons generated via the  $^{13}\text{C}(\alpha, n)^{16}\text{O}$  (Cameron 1955; Reeves 1966; Mathews & Ward 1985) and  $^{22}\text{Ne}(\alpha, n)^{25}\text{Mg}$  (Cameron 1960) reactions are captured by heavy-element seed nuclei. The neutron densities are relatively low ( $N_n \sim 10^8 \text{cm}^{-3}$ ), so nearly all possible  $\beta$ -decays will have time to occur between successive neutron captures. Successful synthesis of heavier isotopes progresses along the “valley of  $\beta$  stability.” This synthesis route is called the s-process, and it is responsible for the production of about half of the isotopes of the  $n$ -capture elements. The overabundances of elements heavier than iron observed at the surface of asymptotic giant branch (AGB) stars (Smith & Lambert 1990) clearly indicate that the s-process takes place during the AGB phase in the evolution of low- and intermediate-mass stars ( $0.8 \leq M/M_\odot \leq 8$ ). The site or sites of the r-process are not known, although suggestions include the  $\nu$ -driven wind of Type II supernovae (Woosley & Hoffman 1992; Woosley et al. 1994), the mergers of neutron stars (Lattimer & Schramm 1974; Rosswog et al. 2000), AIC (accretion-induced collapse; Qian & Wasserburg 2003), and Type 1.5 supernovae (Zijlstra 2004). Extremely neutron rich nuclei are formed in a matter of seconds in the r-process, and it is not necessary to have preexisting heavy-element seed nuclei. The r-process is also responsible for about half of the abundances of solar system n-capture isotopes. Thus, n-capture elements can be composed of some pure r-process, pure s-process, and some mixed-parentage isotopes. As a result, when the solar system total abundances ( $t_{ss}$ ) are separated into contributions from the s-process ( $s_{ss}$ ) and the r-process ( $r_{ss}$ ), some elements are mostly contributed by the r-process, such as Eu, and some by the s-process, such as Ba. Therefore, Eu is commonly referred to as an “r-process element,” and Ba, as an “s-process element.”

Most metal-poor stars in the Galaxy show that about 14% of those are carbon enhanced (hereafter CEMP stars; Cohen et al. 2005). These stars are often enriched in neutron-capture heavy elements. However, the enhancement of s-process and r-process elements varies from star to star. Observations of metal-poor stars with metallicities lower than  $[\text{Fe}/\text{H}] \approx -2.5$  enriched in neutron-capture elements have revealed the solar r-process pattern, while only two cases of highly r-process-enhanced stars (hereafter “ $r$ ” stars), CS 22892-052 (Snedden et al. 1996, 2003) and CS 31082-001 (Cayrel et al. 2001; Hill et al. 2002), have been noted. Despite their considerable metal deficiency, these stars seem to have experienced an r-process that barely differs from the sum of r-processes that enriched the pre-solar nebula. This has led to suggestions that r-process production may be independent of the initial metallicity of the site, especially for the heavier n-capture elements ( $Z \geq 56$ ; Cowan et al. 1995; Sneden et al. 1996; Norris et al. 1997; Sneden et al. 2000).

Although the material from which Population II stars form is not expected to contain significant s-process contributions, some stars including some subgiants are greatly enriched in carbon and s-elements (hereafter *s* stars; Norris et al. 1997; Hill et al. 2000). These are believed to be binary companions of initially more massive donor stars that have evolved through the thermally pulsing AGB phase and transferred material enriched in C and s-process elements onto the lower mass, longer lived secondary now observed.

The discovery that several stars show enhancements of both r-process and s-process elements (Hill et al. 2000; Cohen et al. 2003) is puzzling, as they require pollution from both an AGB star and a supernova. Qian & Wasserburg (2003) proposed a theory for the creation of “*s+r*”-process stars. First some s-process material is accreted from an AGB star, which turns into a white dwarf. Later in the evolution of the system, the white dwarf accretes matter from the polluted star and suffers an AIC to a neutron star. The  $\nu$ -driven wind produces an r-process, which also pollutes the companion. A possible problem these authors mention is the still uncertain nucleosynthesis in accretion induced collapse, which may or may not produce the r-process. Another possible *s+r* scenario is that the AGB star transfers s-rich matter to the observed star but does not suffer a large mass loss and at the end of the AGB phase; the degenerate core of the low-metallicity, high-mass AGB star may reach the Chandrasekhar mass, leading to a Type-1.5 supernova (Zijlstra 2004). Such supernovae can explain both the enhancement pattern and the metallicity dependence of the double-enhanced halo stars.

There is another possibility for the double-enhanced scenario of the halo stars. In this picture, the formation of a binary system of low-mass stars was triggered by a supernova that polluted and clumped a nearby molecular cloud. Subsequently, the observed star, already strongly enhanced in r-process elements, receives large amounts of s-process elements from the initially more massive star that underwent the AGB phase, and turns into the double-enhanced star (hereafter “*r+s*” stars; Delaude et al. 2004; Barbuy et al. 2005; Gallino et al. 2005; Ivans et al. 2005). Aoki et al. (2002) proposed that this scenario could possibly explain the formation of the double-enhanced stars, but the r-rich very metal-poor stars are so rare that it is implausible to explain the larger number of double-enhanced stars through even rarer ones. Previously, Barbuy et al. (2005) and Wanajo et al. (2006) suggested massive AGB stars ( $M \approx 8\text{--}12M_{\odot}$ ) to be the origin of these double enhancements. Such a large-mass AGB star could possibly provide the observed enhancement of s-process elements in the first phase and explode or collapse providing the r-process elements, but the modeling of the evolution of such a large-mass metal-poor star is a difficult task, and the amount of the s-process material produced and its abundance distribution is still uncertain (Wanajo et al. 2006).

It is now widely accepted that the neutron exposure required to produce s-elements in AGB stars originates in some partial mixing of protons (PMP) from the envelope down into the C-rich layers resulting from the former intermittent operation of He burning during the thermal pulse phase of AGB stars. PMP activates the chain of reactions  $^{12}\text{C}(p,\gamma)^{13}\text{N}(\beta)^{13}\text{C}(\alpha,n)^{16}\text{O}$ . The s-elements thus produced in the deep interior by successive neutron captures are subsequently brought to the surface by the third dredge-up (Gallino et al. 1998). Using the primary-like neutron source [ $^{13}\text{C}(\alpha, n)^{16}\text{O}$ ] and starting with a very low initial metallicity, most iron seeds are converted into  $^{208}\text{Pb}$ . Thus, when the third dredge-up episodes mix the neutron-capture products into the envelope, the star appears s-enhanced and lead-rich. Therefore, if the standard PMP scenario holds, all s-process-enriched AGB stars with metallicities  $[\text{Fe}/\text{H}] \leq -1.3$  are thus predicted to be Pb stars ( $[\text{Pb}/\text{hs}] \geq 1$ , where hs denotes the ‘heavy’ s-process elements such as Ba, La, and Ce), independent of their mass and metallicity (Goriely & Mowlavi 2000).

The first three “lead” stars (HD 187861, HD 224959, and HD 196944) have been reported by Van Eck et al. (2001). At the same time, Aoki et al. (2001) found that the slightly more metal-deficient stars LP 625-44 and LP 706-7 are enriched in s-elements but cannot be considered as lead stars ( $[\text{Pb}/\text{Ce}] \leq 0.4$ ), in disagreement with the standard PMP predictions. A large spread of  $^{13}\text{C}$  pocket efficiencies is proposed by Straniero et al. (2005) in order to explain the spreads of  $[\text{Pb}/\text{hs}]$ . However, a physical explanation for the different  $^{13}\text{C}$  pocket strengths has not been yet found, so fundamental uncertainties currently exist in the models of AGB stars.

The nucleosynthesis of neutron-capture elements in CEMP stars can be investigated by abundance studies of s-rich and r-rich stars. Recently, Cohen et al. (2003), by analysing the spectra of the double-rich star HE 2148-1247, concluded that the observed abundances could not be fitted by a scaled solar system s-process, r-process, and total solar inventory. A quantitative understanding of the origins of neutron-capture elements in the double-enhanced halo stars has so far been a challenging problem. Although some of the basic tools for this task were presented several years ago, the origins of the neutron-capture elements in the double-enhanced halo stars, especially r-process elements, are not clear, and the characteristics of the s-process nucleosynthesis in the AGB stars are not ascertained. Clearly, the study of elemental abundances in these objects is important for investigation of the origin of neutron-capture elements in the objects and in the Galaxy.

In this paper we investigate the characteristics of the nucleosynthesis pathway that produces the abundance ratios of double-rich objects using the s-process parametric model and considering very significant amounts of enrichment of r-process material out of an AIC or Type 1.5 supernova (SN 1.5). The parametric model of double-enhanced stars is described

in Sect. 2. The calculated results are presented in Sect. 3, in which we also discuss the characteristics of the s- and r-process nucleosynthesis. Conclusions are given in Sect. 4.

## 2. Parametric Model of Double-enhanced Stars

There have been many theoretical studies of s-process nucleosynthesis in low-mass AGB stars. Unfortunately, however, the precise mechanism for chemical mixing of protons from the hydrogen-rich envelope into the  $^{12}\text{C}$ -rich layer to form a  $^{13}\text{C}$  pocket is still unknown (Busso et al. 2001). This makes it even harder to understand the particular abundance pattern of the s- and r-process elements found in carbon-rich, metal-poor stars. It is interesting to adopt the parametric model for metal-poor stars presented by Aoki et al. (2001), with many of the neutron-capture rates updated (Bao et al. 2000), to study which physical conditions reproduce the observed abundance patterns found in the stars. On one hand, this approach has the virtue of being model independent, in that it does not refer to detailed stellar evolution models. On the other hand, strictly speaking, our model does not represent exactly the situation proposed by current stellar s-process models. In the parametric model, in fact, we make use of an exponential distribution of neutron exposures via sequential irradiations (Howard et al. 1986). This representation would well describe a case in which the  $^{13}\text{C}$  neutron source burns during thermal pulses. In the current stellar s-process model, instead, the  $^{13}\text{C}$  neutron source is activated in radiative conditions in the periods between thermal pulses (Straniero et al. 1995), and its activation cannot be approximated by a simple exponential law of neutron irradiations (Gallino et al. 1998). There are four parameters in the parametric model on s-process nucleosynthesis. They are the neutron irradiation time  $\Delta t$ , the neutron number density  $N_n$ , the temperature  $T_9$  (in units of  $10^9$  K) at the onset of the s-process, and the overlap factor  $r$ . Combining these quantities, we can obtain the neutron exposure per thermal pulse,  $\Delta\tau = N_n v_T \Delta t$ , where  $v_T$  is the average thermal velocity of neutrons at  $T_9$ . The temperature and the neutron number density  $N_n$  are fixed respectively at reasonable values for the  $^{13}\text{C}(\alpha, n)^{16}\text{O}$  reaction,  $T_9 = 0.1$  K and  $N_n = 10^7 \text{ cm}^{-3}$ , for these studies. Thus, the final s-process abundance distributions depend only on the neutron exposure  $\Delta\tau$  and overlap factor (Aoki et al. 2001).

We explored the origin of the neutron-capture elements in the double-enhanced stars by comparing the observed abundances with predicted r- and s-process contributions. For this purpose, we propose that the  $i$ th element abundance in the star can be calculated as

$$N_i(Z) = C_s N_{i, s} + C_r N_{i, r} 10^{[Fe/H]}, \quad (1)$$

where  $Z$  is the metallicity of the star,  $N_{i, s}$  is the abundance of the  $i$ th element produced by the s-process in the AGB star and  $N_{i, r}$  is the abundance of the  $i$ th element produced

by the r-process (per Si= $10^6$  at  $Z=Z_{\odot}$ ), and  $C_s$  and  $C_r$  are the component coefficients that correspond to contributions from the s-process and the r-process, respectively. It should be noted that the s-process abundances in the envelopes of the stars could be expected to be lower than the abundance produced by the s-process in the AGB star, because the material is mixed with the envelopes of the primary (former AGB star) and secondary stars.

Based on equation (1), we carry out the s-process nucleosynthesis calculation combined with the contribution of the r-process to fit the abundance profile observed in the double-enhanced stars, in order to look for the minimum  $\chi^2$  in the four-parameter space formed by  $r$ ,  $\Delta\tau$ ,  $C_s$ , and  $C_r$ . The adopted initial abundances of seed nuclei lighter than the iron peak elements were taken to be the solar-system abundances, scaled to the value of  $[\text{Fe}/\text{H}]$  of the star. Because the neutron-capture-element component of the interstellar gas that formed very metal-deficient stars is expected to consist of mostly pure r-process elements, for the other heavier nuclei we use the solar system r-process abundances (Arlandini et al. 1999), normalized to the value of  $[\text{Fe}/\text{H}]$ .

The ultra-metal-poor star CS 22892-052 merits special attention, because this star has an extremely large overabundance of n-capture elements relative to iron and very low metallicity with  $[\text{Fe}/\text{H}] = -3.1$ . Many studies (Cowan et al. 1999; Sneden et al. 1996, 1998, 2000; Norris et al. 1997; Pfeiffer et al. 1997) have suggested that the abundance patterns of the heavier ( $Z \geq 56$ ) stable neutron-capture elements in very metal-poor stars are consistent with the solar system r-process abundance distribution. This concordance breaks down for the lighter neutron-capture elements in the range of  $40 < Z < 56$  (Sneden et al. 2000). Zhang et al. (2002) have reported that when the abundances of the lighter elements in CS 22892-052 are multiplied by a factor of  $1/0.4266$ , the abundance distributions obtained for both heavier and lighter neutron-capture elements are in accordance with the solar system r-process pattern. This star could well have abundances that reflect the nucleosynthesis of a single supernova (Fields et al. 2002), so the adopted abundances of nuclei  $N_{i,r}$  in equation (1) are taken to be the solar system r-process abundances (Arlandini et al. 1999) for the elements heavier than Ba; for the other lighter nuclei we use solar system r-process abundances multiplied by a factor of 0.4266.

### 3. Results and Discussion

Using the observed data in 12 sample stars (Barbuy et al. 2005; Hill et al. 2000; Cohen et al. 2003; Aoki et al. 2001, 2002; Ivans et al. 2005), the model parameters can be obtained. The results of the neutron exposures, overlap factor, and the component coefficients are listed in table 1.

Figure 1 shows our calculated best-fit results. For most stars, the curves produced by the model are consistent with the observed abundances within the error limits. The agreement of the model results with the observations provides strong support to the validity of the parametric model adopted in this work.

In the AGB model, the overlap factor  $r$  is a fundamental parameter. The overlap factor deduced for the double-enhanced stars lies between 0.1 and 0.81. Aoki et al. (2001) have reported an overlap factor of  $r \sim 0.1$  for metal-deficient stars LP 625-44 and LP 706-7; our calculated results of the two stars are close to their values. For the third dredge-up and the AGB model, several important properties depend primarily on the core mass (Iben 1977; Groenewegen & de Jong 1993; Karakas 2002). In the core-mass range  $0.6 \leq M_c \leq 1.36$ , an analytical formula for the AGB stars was given by Iben (1977) showing that the overlap factor increases with decreasing core mass. Combining the formula and the initial-final mass relations (Zijlstra 2004), we can obtain the overlap factor as a function of the initial mass and metallicity. In AGB stars with initial mass in the range  $M = 1.0 - 4M_\odot$ , the core mass  $M_c$  lies between 0.6 and  $1.4M_\odot$  at  $[\text{Fe}/\text{H}] \sim -2.5$ . According to the formula by Iben (1977), the corresponding values of  $r$  would range between 0.8 and 0.16. In an evolution model of AGB stars, a small  $r$  may be realized if the third dredge-up is deep enough for the s-processed material to be diluted by extensive admixture of unprocessed material. In fact, more recent AGB models showing the third dredge-up for low-mass stars at solar metallicity have found (Gallino et al. 1998), for core masses around  $0.7 M_\odot$ , much lower overlap factors, down to  $r \sim 0.4$ , than the value of 0.8 given by Iben (1977). Karakas (2002) and Herwig (2000, 2004) have found that the third dredge-up is more efficient for the AGB stars with larger core masses, confirming the low values of  $r$  obtained by Iben (1977) in these cases. Taking into account the core-mass dependence, the wide range of  $r$ -values for the double-enhanced stars that we obtain could possibly be explained by a wide range of core-mass values of AGB stars at low metallicity.

The neutron exposure per pulse  $\Delta\tau$  is also a fundamental parameter in the AGB model. The neutron exposure per pulse  $\Delta\tau$  deduced for the double-enhanced stars lies between 0.45 and  $0.88 \text{ mbarn}^{-1}$ . Aoki et al. (2001) have reported a neutron exposure per pulse  $\Delta\tau \sim 0.71 \text{ mbarn}^{-1}$  for the metal-deficient star LP 625-44 and  $\Delta\tau \sim 0.80 \text{ mbarn}^{-1}$  for LP 706-7; our calculated results for these two stars are close to their values. In the case of multiple subsequent exposures the mean neutron exposure is given by  $\tau_0 = -\Delta\tau/\ln r$ . For the s-process nucleosynthesis in the AGB stars, the final abundance distributions depend mainly on the mean neutron exposure  $\tau_0$ . Basically, for a given neutron exposure one can obtain a higher mean neutron exposure simply by increasing the overlap factor, because there is more material subsequently exposed to neutron fluxes, which favors the production of the heavier elements, such as Pb. This implies that the formation of a Pb star ( $[\text{Pb}/\text{Ba}] \geq 1.0$ ) could be

explained by a transfer of matter from the low-mass AGB star ( $M < 3.0M_{\odot}$ ). However, one should remember that actually in the model with the  $^{13}\text{C}$  pocket burning radiatively it is mostly the amount of  $^{13}\text{C}$  that determines  $[\text{Pb}/\text{Ba}]$ . Introducing a large range of the  $^{13}\text{C}$  amount at a given metallicity also proved to be effective for explaining the large scatter of  $[\text{Pb}/\text{hs}]$  observed in the metal-poor AGB stars (Straniero et al. 2005).

The presence of *s*-process elements, along with large enhancements of carbon, suggests that a mass-transfer episode from a former AGB star in a binary system took place. Thus, one major goal is to find an astrophysical scenario, associated with an AGB star in a binary system, in which the *r*-process might also occur. For a binary system with small orbital separation, the matter accreted from the initial massive star is large (Boffin & Jorissen 1988), so the level of both *s*-enrichment and *r*-enrichment of the observed star should be high if the *r*-process also occurs in the binary system (e.g. AIC or SN 1.5). We compare the strength of the *r*-process elements parameterized by  $C_r$  with the strength of the *s*-process elements parameterized by  $C_s$  for the double-enhanced stars. A surprising result shown in Figure 2 is the strong correlation between  $C_r$  and  $C_s$ . This implies an increase of *s*-process matter accreted from the AGB star with increasing *r*-process matter accreted from the AIC or SN 1.5. The correlation obtained from this work is significant evidence for the *s+r* scenario.

Based on the dependence of the initial-final mass relations on metallicity, Zijlstra (2004) speculates that the metal-poor AGB stars with initial mass in excess of  $3 - 4M_{\odot}$  may cause the degenerate cores to reach the Chandrasekhar mass, leading to type-1.5 supernovae; this process would explain the enhancement pattern of the double-enhanced halo stars produced by small overlap factors (i.e.  $r \sim 0.1 - 0.2$ ). Since AIC is thought to occur only under somewhat restricted conditions, i.e., both the white dwarf mass and the mass transfer rate must be high enough, Bailyn & Grindlay (1990) assumed that the initial masses leading to heavy white dwarfs required for AIC would be in the range of  $4M_{\odot} < M < 8M_{\odot}$  and speculated that the rate of the occurrence of the AIC process in the Galaxy is no more than  $\sim 10^{-4}\text{yr}^{-1}$ . This rarity seems to be in conflict with the substantial fraction of double-enhanced stars ( $\sim 30\%$ ) among all the CEMP-*s* stars currently observed. Cohen et al. (2003) proposed that AIC may be caused in binary systems with moderately massive AGB stars ( $M > 3M_{\odot}$ ) and small initial orbital separation. Because the core mass of the AGB star is remarkably large at low metallicity (Zijlstra 2004), we propose that the binary systems with lower mass AGB stars ( $M < 3-4M_{\odot}$ ) may also cause AIC, which can increase the rate of the occurrence of AIC and explain the enhancement pattern of the double-enhanced halo stars produced by large overlap factors ( $r \sim 0.3 - 0.8$ ). In this case, the orbital separation must be small enough to allow for capture of a sufficient amount of material to create the formation of AIC. The initial-final mass relation flattens at higher metallicity (Zijlstra 2004), and the degenerate cores of high-metallicity AGB stars are smaller than those of the low-



metallicity stars, so the formation of AIC or SNe 1.5 is more difficult in high-metallicity binary systems, which could explain the upper limit of the metallicity ( $[\text{Fe}/\text{H}] < -2.0$ ) for the observed double-enhanced stars.

The binary systems with low-mass AGB stars ( $M < 3M_{\odot}$ ) and large initial orbital separation could not cause AIC, because the white dwarf accretes matter insufficiently from the polluted star and the companion is polluted only by the former AGB star, which can explain the formation of *s* stars. For example, the *r*-process component coefficients of HD 196944 and CS 30301-015 are 0.6 and 0.9, respectively, which implies that the two stars are *s* stars. The *s*-process component coefficients of these stars are smaller than those of the other 10 stars. This fact illustrates that there is less accreted material of these stars from the former AGB stars, and they should be formed in the binary systems with larger initial orbital separations. In addition, the *s*-element patterns of these two stars are matched by models with  $r=0.44$  and  $0.34$ , which are large enough to be consistent with the idea that the AGB star polluting these *s* stars was of low mass.

The *r* star could possibly be formed in a close binary system, favoring an early mass transfer from the massive companion in its RGB (red giant branch) phase. In this case, the massive companion should produce no *s*-elements, and its final explosion produces *r*-elements (Barbuy et al. 2005). The *r* star could be also formed in a molecular cloud that was polluted by a single supernova or a few supernovae (Shigeyama & Tsujimoto 1998; Fields et al. 2002). The halo star with perhaps the most striking *r*-process composition is CS 22982-052; its *r*-process abundance ratios are

$$\left[\frac{r}{Fe}\right] \simeq 1.7 \Rightarrow \frac{r}{Fe} \simeq 50\left(\frac{r}{Fe}\right)_{\odot}. \quad (2)$$

This indicates  $C_r \approx 50$ , in the range of component coefficients  $C_r$  obtained for the double-enhanced stars.

As an example, it is interesting to investigate a possible explanation of the parameters obtained for a double-enhanced star using the *s*+*r* scenario. The *s*-process abundances of HE 2148-1247 are a result of pollution from the dredged-up material of the former AGB star. The measured  $[s/\text{Fe}]$  refers to the average *s*-processed material of the AGB star after dilution by mixing with the envelope of the presumed unevolved companion that is now the extrinsic star. The parameters deduced for HE 2148-1247 are  $r=0.1$ ,  $\Delta\tau=0.88 \text{ mbarn}^{-1}$ , and  $C_s = 0.0045$ . Adopting the analytical formula given by Iben (1977) and the initial-final mass relations (Zijlstra 2004), we can know that the initial mass of the former AGB star is about 3–4  $M_{\odot}$ , which lies in the range of  $M \sim 3 - 12M_{\odot}$  reported by Cohen et al. (2003). At some time on the AGB, the convective He-shell and the envelope of the giant will be overabundant in heavy elements by factors  $f_{shell}$  and  $f_{env, 1}$ , respectively, with respect

to solar system abundances normalized to the value of [Fe/H]. The approximate relation between  $f_{env, 1}$  and  $f_{shell}$  is

$$f_{env, 1} \approx \frac{\Delta M_{dr}}{M_1^e} f_{shell}, \quad (3)$$

where  $\Delta M_{dr}$  is the total mass dredged up from the He shell into the envelope of the AGB star and  $M_1^e$  is the envelope mass of the AGB star. For a given s-process element, the overabundance factor  $f_{env, 2}$  in the future  $s+r$  star envelope can be approximately related to the overabundance factor  $f_{env, 1}$  by

$$f_{env, 2} \approx \frac{\Delta M_2}{M_2^e} f_{env, 1} \approx \frac{\Delta M_2}{M_2^e} \frac{\Delta M_{dr}}{M_1^e} f_{shell}, \quad (4)$$

where  $\Delta M_2$  is the amount of matter accreted by the future  $s+r$  star and  $M_2^e$  is the envelope mass of the star. The component coefficient  $C_s$  is computed from the relation

$$C_s = \frac{f_{env, 2}}{f_{shell}} \approx \frac{\Delta M_2}{M_2^e} \frac{\Delta M_{dr}}{M_1^e}. \quad (5)$$

The value of  $f_{shell}$  of course depends on the heavy element considered. For Pb, the factor  $f_{shell}$  of HE 2148-1247 derived in the present study is about  $1.6 \times 10^5$ , which lies in the  $6.3 \times 10^4 \leq f_{shell} \leq 2.5 \times 10^5$  range for the metal-poor AGB stars with metallicities from [Fe/H]=-2.0 down to -3.0 calculated by Busso et al. (2001). For the sake of simplicity, no continuous variation of the factor during the AGB phase has been considered. Taking  $\Delta M_{dr} = 0.01 M_\odot$  (Busso et al. 1992),  $\Delta M_2 \approx -0.2 M_1$  (Steinhardt & Sasselov 2005), and  $M_2^e \approx 0.5 M_\odot$  (Boffin & Jorissen 1988), the value of  $C_s = 0.004$  is deduced from equation (5), which is close to the value for HE 2148-1247. Because of the uncertainties of mass-loss rates and our poor knowledge of how and when mass transfer phenomena occur, we do not claim that this is the only or even the best understanding of the parameters.

We discuss the uncertainty of the parameters using the method presented by Aoki et al. (2001). Figure 3 and 4 show the calculated ratios  $\log(\text{Pb}/\text{Ba})$  and  $\log(\text{Ba}/\text{ls})$ , where  $ls$  denotes the ‘light’ s-process elements (Sr and Y), as a function of the neutron exposure  $\Delta\tau$  in a model with  $r=0.1$  and a function of overlap factor  $r$  with a fixed neutron exposure  $\Delta\tau=0.88 \text{ mbarn}^{-1}$ . These are compared with the observed ratios from HE 2148-1247. There is only a region of overlap in Figure 3,  $\Delta\tau = 0.88 \pm 0.08$  ( $1 \sigma$ )  $\text{mbarn}^{-1}$ , in which both the observed ratios  $\log(\text{Pb}/\text{Ba})$  and  $\log(\text{Ba}/\text{ls})$  can be accounted for. The bottom panel in Figure 3 displays the reduced  $\chi^2$  value calculated in our model and there is a minimum, with  $\chi^2 = 2.36$ , at  $\Delta\tau = 0.88 \text{ mbarn}^{-1}$  with a  $1 \sigma$  error bar  $\pm 0.08 \text{ mbarn}^{-1}$ ; the neutron exposure is constrained quite well. The ratios  $\log(\text{Pb}/\text{Ba})$  and  $\log(\text{Ba}/\text{ls})$  are insensitive to the overlap factor  $r$  and allow for a wider range,  $0 < r < 0.28$ . The uncertainties of the parameters for the star HE 2148-1247 are similar to those for metal-poor stars LP 625-44

and LP 706-7 obtained by Aoki et al. (2001). For most sample stars, the uncertainties of the parameters are smaller than those for HE 2148-1247.

Our model is based on the observed abundances of the double-enriched stars and nucleosynthesis calculations, so the uncertainties of those observations and measurement of the neutron-capture cross sections will be involved in the model calculations. We note from table 1 that for three stars (HE 2148-1247, LP 625-44, and CS 29497-030), the reduced  $\chi^2$  are about 2. The probability that  $\chi^2$  could be this large as a result of random errors in the measurement of the neutron-capture cross sections and the abundances of the neutron-capture elements is less than 2%. We find that all these uncertainties cannot explain the larger errors of neutron-capture elements, such as Zr in HE 2148-1247 and Y in CS 29497-030. This implies that the understanding of the true nature of the s-process or r-process is incomplete for at least some of these elements (Travaglio et al. 2004).

#### 4. Conclusions

A main result of this work is the wide range of r-values for the double-enhanced stars. This can be explained when varying the initial mass of the AGB stars. We also find a strong correlation between the strength of the r-process elements and the strength of the s-process elements for the double-enhanced stars. This correlation is significant evidence for the scenario in which both the r- and s-enhancements of  $s+r$  stars are produced in the binary system. Since the formation of the AIC or SN 1.5 is more difficult for a binary system with high metallicity, the upper limit of the metallicity ( $[\text{Fe}/\text{H}] < -2.0$ ) for the observed double-enhanced stars could be explained.

Based on the discussion above, the double-enhanced stars belong to binaries. If these stars are found to be nonbinaries, they may also have been binaries initially, ceasing to be binaries due to the explosion of the massive companion. Overall, the number of CEMP stars is still small, especially for the CEMP- $r$  stars, making proposed enrichment scenarios difficult to explicitly test. To underpin these studies, accurate abundance analyses for similar s- and r-process-rich, metal-poor, carbon-enhanced stars are required. Obviously, a more precise overlap factor-core mass law and initial-final mass relations from detailed models of AGB stars are needed. Further abundance studies of neutron-capture-rich stars will reveal the characteristics of the s- and r-processes at low metallicity, such as their metallicity and mass dependence, and the history of enrichment of neutron-capture elements in the early Galaxy.

We are grateful to the referee for very valuable comments and suggestions that improved this paper greatly. This work has been supported by the National Natural Science Foundation

of China under grant 10373005.

## REFERENCES

- Aoki, W., Reyan, S. G., Norris, J. E., Beers, T. C., Ando, H., Tsangarides, S., 2002, *ApJ*, 580, 1149
- Aoki, W., et al. 2001, *ApJ*, 561, 346
- Arlandini, C., Käppeler, F., Wisshak, K., Gallino, R., Lugaro, M., Busso, M., & Straniero, O. 1999, *ApJ*, 525, 886
- Bailyn, C. D., & Grindlay, J. E. 1990, *ApJ*, 353, 159
- Bao, Z. Y., Beer, H., Käppeler, F., Voss, F., Wisshak, K., & Rauscher, T. 2000, *Atomic Data and Nuclear Data Tables*, 76, 70
- Barbuy, B., Spite, M., Spite, F., Hill, V., Cayrel, R., Plez, B., & Petitjean, P. 2005, *A&A*, 429, 1031
- Boffin, H. M. J., & Jorissen, A. 1988, *A&A*, 205, 155
- Burbidge, E. M., Burbidge, G. R., Fowler, W. A., & Hoyle, F. 1957, *Rev. Mod. Phys*, 29, 547
- Busso, M., Gallino, R., Lambert, D. L., Raiteri, C. M., & Smith, V. V. 1992, *ApJ*, 399, 218
- Busso, M., Gallino, R., Lambert, D. L., Travaglio, C., & Smith, V. V. 2001, *ApJ*, 557, 802
- Cameron, A. G. W. 1955, *ApJ*, 121, 144
- Cameron, A. G. W. 1960, *ApJ*, 131, 521
- Cayrel, R., et al. 2001, *Nature*, 409, 691
- Cohen, J. G., Christlieb, N., Qian, Y. -Z., & Wasserburg, G. J. 2003, *ApJ*, 588, 1082
- Cohen, J. G., et al. 2005, *ApJ*, 633, L109
- Cowan, J. J., Burris, D. L., Sneden, C., McWilliam, A., & Preston, G. W. 1995, *ApJ*, 439, L51
- Cowan, J. J., Pfeiffer, B., Kratz, K. -L., Thielemann, F. -K., Sneden, C., Burles, S., Tytler, D., & Beers, T.C. 1999, *ApJ*, 521, 194

- Delaude, D., Gallino, R., Critallo, S., Straniero, O., Husti, L., & Ryan, S. 2004, *Mem. Soc. Astron. Italiana*, 75, 706
- Fields, B. D., Truran, J. W., & Cowan, J. J. 2002, *ApJ*, 575, 845
- Gallino, R., Arlandini, C., Busso, M., Lugaro, M., Travaglio, C., Straniero, O., Chieffi, A., & Limongi, M. 1998, *ApJ*, 497, 388
- Gallino, R., Delaude, D., Husti, L., Cristallo, S., Straniero, O., & Ryan, S. 2005, *Nucl. Phys. A*, 758, 485c
- Goriely, S., Mowlavi, N. 2000, *A&A*, 362, 599
- Groenewegen, M. A. T., de Jong, T. 1993, *A&A*, 267, 410
- Herwig, F. 2000, *A&A*, 360, 952
- Herwig, F. 2004, *ApJ*, 605, 425
- Hill, V., et al. 2000, *A&A*, 353, 557
- Hill, V., et al. 2002, *A&A*, 387, 560
- Howard, W. M., Mathews, G. J., Takahashi, K., & Ward, R. A. 1986, *ApJ*, 309, 633
- Iben, I. Jr. 1977, *ApJ*, 217, 788
- Ivans, I. I., Sneden, C., Gallino, R., Cowan, J. J., & Preston, G. W. 2005, *ApJ*, 627, L145
- Karakas, A. I., Lattanzio, J. C. & Pols, O. R. 2002, *PASA*, 19, 515
- Lattimer, J. M., & Schramm, D. N. 1974, *ApJ*, 192, L145
- Mathews, G. J., & Ward, R. A. 1985, *Reports of Progress in Physics*, 48, 1371
- Norris, J. E., Ryan, S. G., & Beers, T. C. 1997, *ApJ*, 488, 350
- Pfeiffer, B., Kratz, K. -Z., & Thielemann, F. -K. 1997, *Z. Phys. A*, 357, 235
- Qian Y. -Z., & Wasserburg, G. J. 2003, *ApJ*, 588, 1099
- Reeves, H. 1966, *ApJ*, 146, 447
- Rosswog, S., Davies, M. B., Thielemann, F. -K., & Piran, T. 2000, *A&A*, 360, 171
- Shigeyama, T., & Tsujimoto, T. 1998, *ApJ*, 507, L135

- Smith, V. V., & Lambert, D. L. 1990, *ApJS*, 72, 387
- Sneden, C., Cowan, J. J., Burris, D. L., & Truran, J. W., 1998, *ApJ*, 496, 235
- Sneden, C., Cowan, J. J., Ivans, I. I., Fuller, G. M., Burles, S., Beers, T. C., & Lawer, J. E. 2000, *ApJ*, 533, L139
- Sneden, C., McWilliam, A., Preston, G. W., Cowan, J. J., Burris, D. L., & Armosky, B. J. 1996, *ApJ*, 467, 819
- Sneden, C., et al. 2003, *ApJ*, 591, 936
- Steinhardt, C. L., & Sasselov, D. D. 2005, *ApJ*, submitted (astro-ph/0502152)
- Straniero, O., Gallino, R., Busso, M., Chieffi, A., Raiteri, C. M., Limongi, M., & Salaris, M. 1995, *ApJ*, 440, L85
- Straniero, O., Gallino, R., Cristallo, S. *Nucl. Phys. A*, in press (astro-ph/0501405)
- Travaglio, C., Gallino, R., Amone, E., Cowan, J., Jordan, F., Sneden, C. 2004, *ApJ*, 601, 864
- Van Eck, S., Goriely, S., Jorissen, A., Plez, B. 2001, *Nature*, 412, 793
- Wanajo, S., Nomoto, K., Iwamoto, N., Ishimaru, Y., & Beers, T. C. 2006, *ApJ*, 636, 842
- Woosley, S. E., & Hoffman, R. D. 1992, *ApJ*, 395, 202
- Woosley, S. E., Wilson, J. R., Mathews, G. J., Hoffman, R. D., & Meyer, B. S. 1994, *ApJ*, 433, 229
- Zhang, B., Li, J., Wang, Y. X., Zhang, Y. X., Liu, J. H., Peng, Q. H. 2002, *Ap&SS*, 280, 325
- Zijlstra, A. A. 2004, *MNRAS*, 348, L23

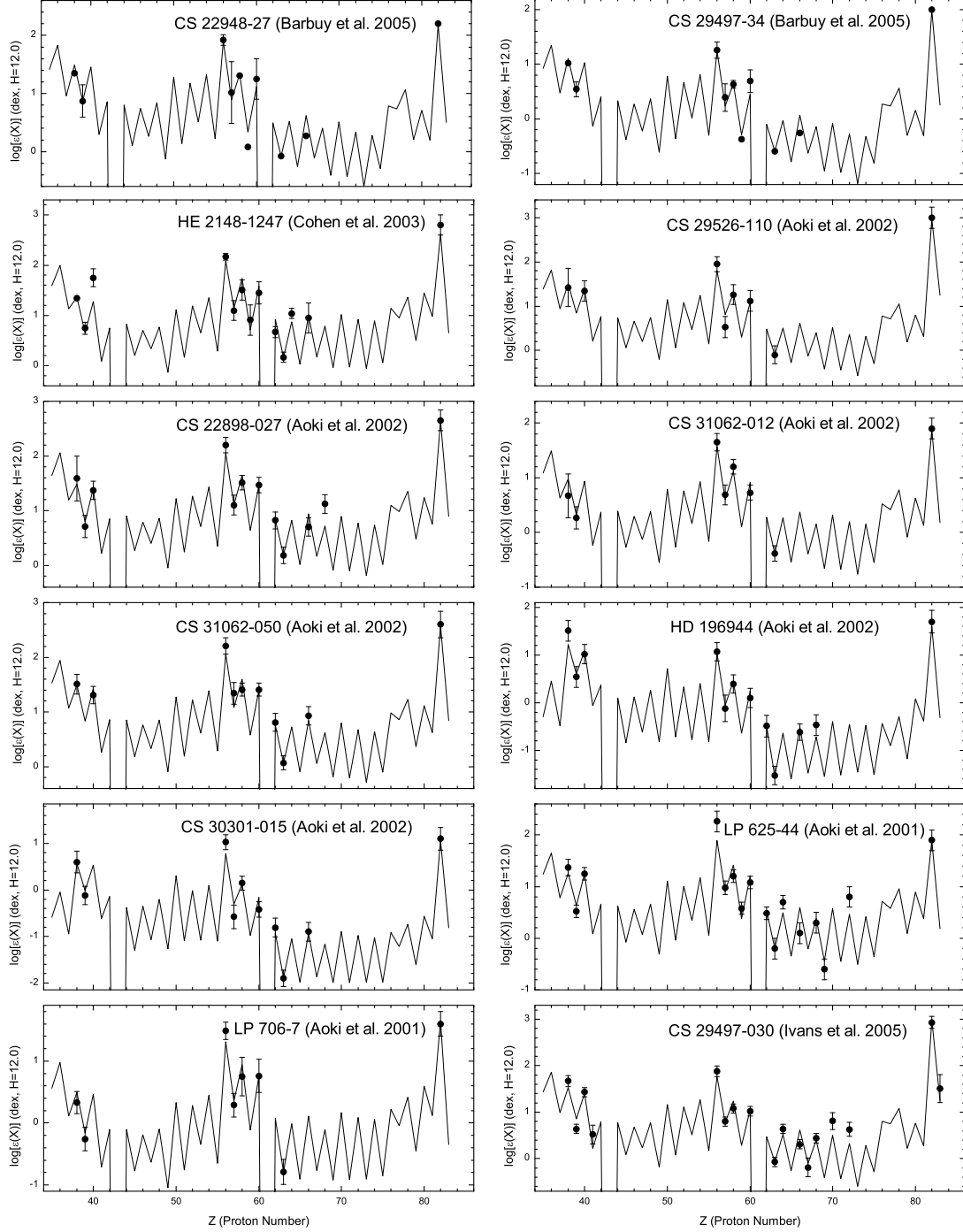


Fig. 1.— Best fit to observational results of metal-deficient stars. The black circles with appropriate error bars denote the observed element abundances, and the solid lines represent predictions from s-process calculations considering r-process contribution.

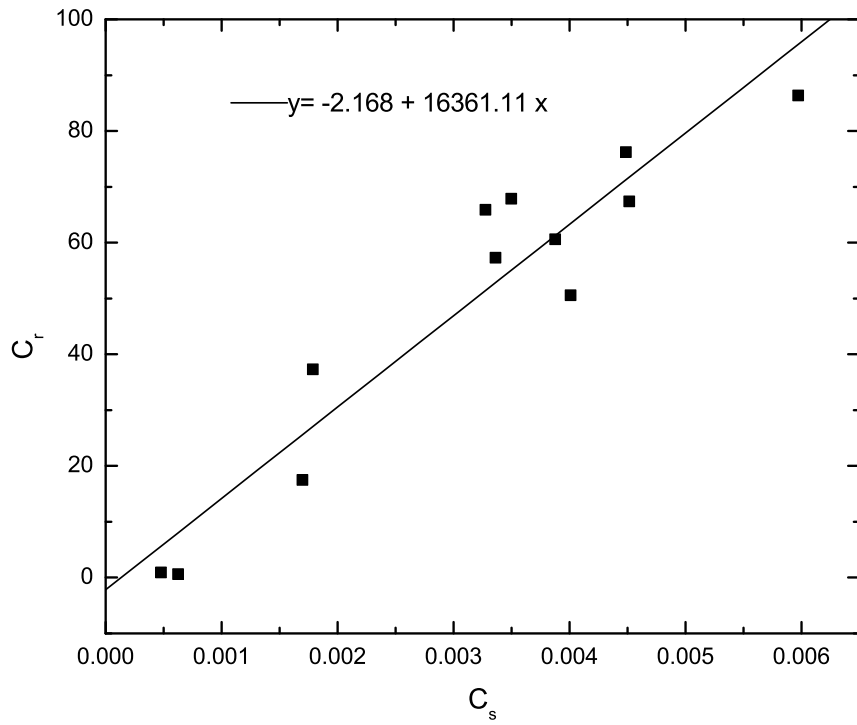


Fig. 2.— Correlation between the s-process component coefficients  $C_s$  and the r-process component coefficients  $C_r$  for the double-enhanced stars. The fit to the relation is shown as a solid line.



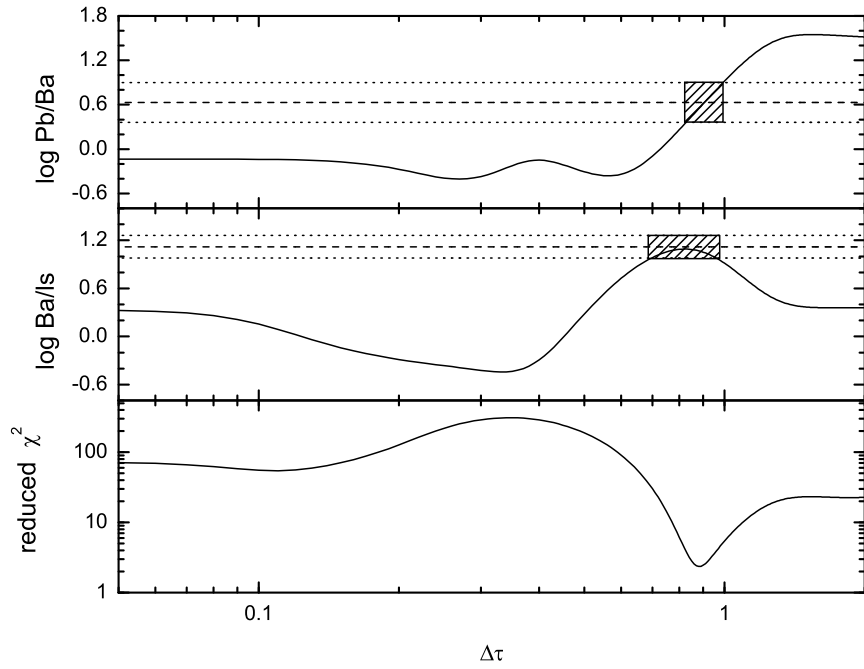


Fig. 3.— Abundance ratios  $\log (\text{Pb/Ba})$  (*top*),  $\log (\text{Ba/l}_s)$  (*middle*), and reduced  $\chi^2$  (*bottom*), as a function of the neutron exposure per pulse,  $\Delta\tau$ , in a model with overlap factor  $r = 0.1$ . Solid curves refer to the theoretical results, and dashed horizontal lines refer to the observational results with errors expressed by dotted lines. The shaded area illustrates the allowed region for the theoretical model.

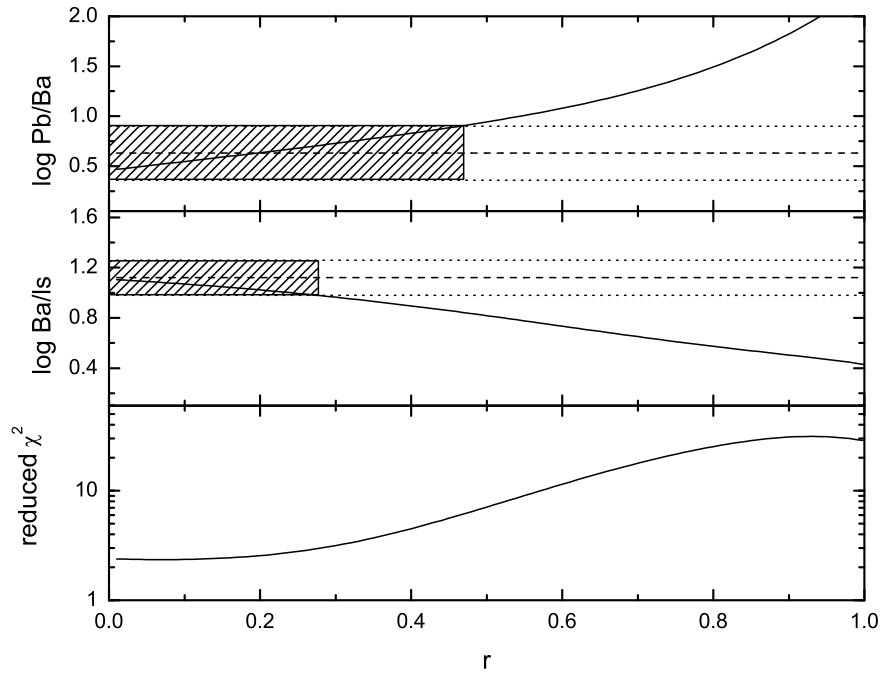


Fig. 4.— Same panels as those in Fig. 3, but as a function of the overlap factor  $r$ .

Table 1. Observed abundance ratios and the derived parameters for s- and r-rich stars

Star	[Fe/H]	[Ba/Fe]	[Eu/Fe]	[Pb/Ba]	$r$	$\Delta\tau$ (mbarn <sup>-1</sup> )	$\tau_0$ (mbarn <sup>-1</sup> )	$C_s$	$C_r$	$\chi^2$
CS 22948-27	-2.47	2.26	1.88	0.46	0.37	0.61	0.614	0.0033	65.9	0.402859
CS 29497-34	-2.90	2.03	1.80	0.92	0.61	0.53	1.072	0.0034	57.3	1.100821
HE 2148-1247	-2.30	2.36	1.98	0.76	0.10	0.88	0.382	0.0045	67.4	2.360219
CS 29526-110	-2.38	2.11	1.73	1.19	0.79	0.64	2.715	0.0040	50.6	0.580903
CS 22898-027	-2.25	2.23	1.88	0.61	0.42	0.77	0.888	0.0035	67.9	1.225389
CS 31062-012	-2.55	1.98	1.62	0.42	0.32	0.71	0.623	0.0018	37.3	0.883710
CS 31062-050	-2.32	2.30	1.84	0.60	0.45	0.71	0.889	0.0039	60.6	1.027867
HD 196944	-2.25	1.10	0.17	0.80	0.44	0.45	0.548	0.0006	0.6	0.586861
CS 30301-015	-2.64	1.45	0.2	0.25	0.34	0.54	0.501	0.0005	0.9	1.118641
LP 625-44	-2.71	2.74	1.97	-0.19	0.16	0.69	0.377	0.0045	76.2	2.111419
LP 706-7	-2.74	2.01	1.40	0.27	0.10	0.82	0.356	0.0017	17.5	0.846228
CS 29497-030	-2.57	2.32	1.99	1.33	0.81	0.61	2.895	0.0060	86.4	2.441984