

# Constraints on the Nature of Jets from kpc Scale X-ray Data<sup>1</sup>

D. E. Harris

*Smithsonian Astrophysical Observatory, Cambridge MA USA*

and

H. Krawczynski

*Washington University in St. Louis, MO, USA*

## ABSTRACT

Motivated by the large number of jets detected by the Chandra X-ray Observatory, and by the inverse Compton X-ray emission model (IC/CMB) for relativistic jets, we revisit two basic questions: “If the medium that carries the jet’s energy consists of hot electrons, can we use the physical length of the jet to constrain the maximum electron energy?” and “Why do jets have knots?” Based on the two non-thermal emission processes for X-rays from jets, we consider constraints on the jet medium and other properties from these two simple questions. We argue that hot pairs cannot be the dominant constituent of the medium responsible for the jet’s momentum flux and that some mechanisms for producing fluctuating brightness along jets (rather than a monotonically decreasing intensity) are precluded by observed jet morphologies.

*Subject headings:* galaxies: jets

## 1. Introduction

The impetus for this contribution arises from the uncertainty as to the X-ray emission process from kpc scale jets for powerful (FRII) radio galaxies and quasars. Although the current consensus is that FRI radio jet emission is dominated by the synchrotron process from the radio to X-ray frequencies, most papers dealing with quasar jets ascribe the X-ray emission to inverse Compton emission from the normal power law (or broken power law) distribution of relativistic electrons responsible for the radio and optical synchrotron emissions, scattering off photons of the cosmic microwave background (IC/CMB). This model relies on the bulk velocity of the jet medium having values close to the speed of light, so that the effective

energy density of the CMB is augmented by the square of the jet’s Lorentz factor,  $\Gamma$  (Celotti et al. 2001, Tavecchio et al. 2000, Harris & Krawczynski 2002, Sambruna et al. 2002, 2004). Typical values of  $\Gamma$  quoted in the literature lie in the range 5 to 30.

There are several notable problems for the IC/CMB model (Stawarz 2004, Dermer & Atoyan 2004), so we also consider constraints derived from values of  $\Gamma$  expected for synchrotron models (i.e.  $\Gamma$  of order 3 to 5 instead of 10 or greater).

A separate, but related problem is the mechanism that produces brightness changes along the jet, i.e. the structures we normally call ‘knots’. We will discuss several mechanisms that might be responsible for knots in light of the radio/X-ray morphologies of jets.

<sup>1</sup>This paper is based on a poster contribution to the meeting, “Triggering Relativistic Jets”, held in Cozumel, MX at the end of March 2005 and will be published via a CD distributed with a special issue of *Revista Mexicana de Astronomía y Astrofísica, Serie de Conferencias*, eds. W.H. Lee & E. Ramirez-Ruiz, 2006.

**2. If the medium that carries the jet’s energy consists of hot electrons, can we use the physical length of the jet to constrain the maximum electron energy?**

Disregarding the energy of the electrons producing the observed emission, we consider what the ‘medium’ might be that is responsible for transporting the energy of the jet:

- a normal proton/electron plasma
- Poynting Flux
- a pair dominated plasma

Regardless of the magnetic field strength, any ‘hot’ electrons will suffer inescapable inverse Compton losses to the photons of the microwave background (extremely energetic electrons for which IC losses are suppressed by the Klein-Nishina cross section are precluded by even extremely weak magnetic fields). Simply by observing emission at the end of jets, we can calculate the ‘age of the medium’, i.e. how long the various  $E^2$  energy losses have been operating. In this way, we can find the maximum permissible Lorentz factor,  $max(\gamma)$ , for the pair dominated case.

The ‘Half-life’ plot shown (fig. 1) is essentially 9 versions of eq.(B5) of Harris & Krawczynski (2002). A simplified version of this equation for the half-life of electrons in the jet frame is:

$$\tau' = \frac{10^{13}}{\gamma' [B'^2 + 40 \times \Gamma^2 \times (1+z)^4]} \text{ (years)}$$

where  $B'$  is in  $\mu\text{G}$ .

We take 3 values of the bulk Lorentz factor for the jet:  $\Gamma=1$  (no beaming, just for reference),  $\Gamma=3.16$  (a typical value for synchrotron models), and  $\Gamma=10$  (the classic solution for the PKS0637 IC/CMB model). For each of these we show 3 characteristic values of the redshift. Since we were interested in the largest possible value of  $\tau$ , we took only the CMB energy density and set the magnetic field strength to  $3 \mu\text{G}$ . In reality,  $B'$  will most likely be significantly larger than this value over at least parts of the jet, and IC losses will be more severe than indicated for the initial parts of the jet where starlight and/or quasar radiation probably exceeds the CMB in energy density.

To calculate how old the jet medium is by the time it reaches the end of the jet. We take the

Half-life of Relativistic Electrons

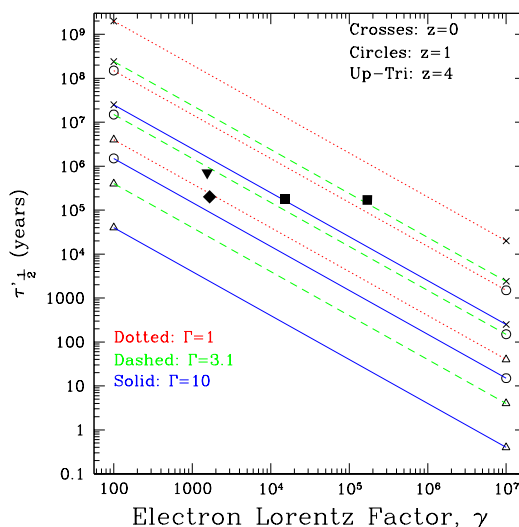


Fig. 1.— The maximum half-life for relativistic electrons determined by the mandatory energy losses from inverse Compton scattering off photons of the CMB. Dotted lines are for jets which are not moving relativistically and are shown for reference. Dashed lines are for mildly relativistic bulk velocities ( $\Gamma=3.1$ ) and solid lines are for  $\Gamma=10$ . The half life is given in the jet frame. Three characteristic values of the redshift are given for each  $\Gamma$ . The ages of the jet medium at the ends of 3 jets are also plotted. For 3C273 (solid squares) we give two values: the one to the right corresponds to  $\Gamma=3$ ,  $\theta=20^\circ$  while that to the left is for  $\Gamma=10$ ,  $\theta=5^\circ$ . For PKS0637 (diamond) we assumed  $\Gamma=10$ ,  $\theta=5^\circ$ . The down triangle indicates the age for the medium at the end of the jet of PKS1127 with  $\Gamma=3$ ,  $\theta=20^\circ$ .

projected length, divide that by the most likely value of  $\sin \theta$  ( $\theta$  is the angle between the l.o.s. and the jet axis); convert to light years; and divide by  $\Gamma$ . With this age for the jet medium (in the jet frame), we know that any surviving electrons must have  $\gamma$  less than the value corresponding to the half-life calculated for that particular jet (i.e. the appropriate values of  $z$  and  $\Gamma$ ).

For synchrotron models we take characteristic values of  $\Gamma=3$ ,  $\theta=20$  (typical parameters which can hide the counterjet; e.g. M87, see Harris et al. 2003) and for the IC/CMB model we take larger

values of  $\Gamma$  and smaller  $\theta$ . We show 3 examples: 3C273, PKS0637, and PKS1127.

For 3C273, we take the most likely values for IC/CMB of  $\Gamma=10$  and  $\theta = 5^\circ$ . These conditions yield a  $max(\gamma)$  of 15,000. For synchrotron models with relaxed beaming conditions,  $max(\gamma) \approx 2 \times 10^5$ . These two values are shown in fig. 1.

In the case of PKS0637, stronger limits could be found for the end of the radio jet, but we use the distance of the strong radio/X-ray knots  $8''$  from the quasar. With  $\Gamma=10$  and  $\theta = 5^\circ$ , we find a  $max(\gamma)$  value of 1700.

PKS1127 has a redshift of  $z=1.16$  so beaming models do not require a large  $\Gamma$  (Harris & Krawczynski 2002, Siemiginowska et al. 2002). Knot C is located  $28''$  from the core. For this source, there is not much difference between synchrotron and IC/CMB models insofar as our analysis is concerned. For  $\theta = 20^\circ$  and  $\Gamma=3$ ,  $max(\gamma)$  is 1600.

These limits on  $\gamma$  are sufficient to convince us that 'hot' pairs are not a viable candidate for the agent responsible for the energy/momentum flow of powerful jets. Since we find similar constraints for PKS0637 and for PKS1127, this conclusion does not rely on models that require large values of  $\Gamma$ .

### 3. Why do jets have knots?

#### 3.1. Synchrotron Models

In this section we will consider knots in both low power and high power jets. Conventional wisdom has it that knots [a.k.a. marked brightness enhancements] occur because internal shocks accelerate particles, and these particles radiate. Good examples are M87/knot A and 3C120/k25 which show sharp gradients in radio brightness, often as an inclined linear feature.

However, there is also X-ray emission between the radio knots indicating that there must additionally be some distributed acceleration process to generate electrons with  $\gamma \approx 10^7$  wherever X-ray emission is found (see fig. 2). This follows from the very short half-life (of order a year) of the electrons responsible for synchrotron X-rays.

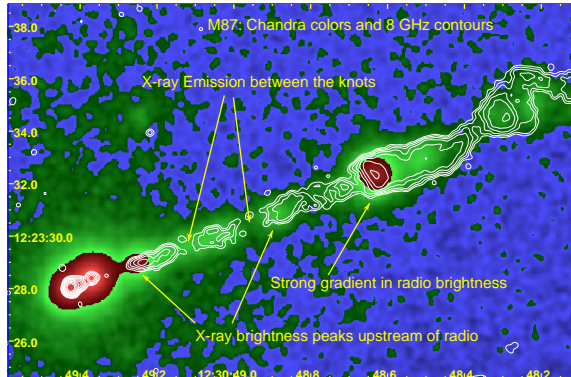


Fig. 2.— A Chandra image of the M87 jet, with radio contours overlaid. The effective resolution of the X-ray data is about  $0.6''$  FWHM, whilst that of the radio is  $0.24''$  FWHM. With matching beams, the features illustrated do not change.

#### 3.2. IC/CMB with beaming

The main question for the IC/CMB model is why don't X-ray 'knots', once they appear, trail off downstream more gradually than the radio and optical since for IC/CMB, the half-life for the X-ray emitting electrons ( $\gamma \approx 100$ ) is very much longer than for those producing optical and radio emission.

#### 3.3. General processes for producing knots

- Doppler boosting: if the jet medium follows a curved trajectory, (e.g. a helix as proposed for VLBI scale jets by Gabuzda, Murray, & Cronin (2004), Asada et al. (2002) and Hong et al. (2004)), we might see only segments of the trajectory for which the angle to the l.o.s. is small. The HST image of 3C273 (the kpc scale jet is shown in fig. 3), resembles the projection of a helix. This would work for either X-ray emission model although the large  $\Gamma$ 's required for IC/CMB would mean that these jets would have higher contrast than lower  $\Gamma$  (synchrotron) jets like M87.
- Intermittent Ejection from the central engine - which would mean that kpc scale knots are moving, like pc scale blobs. This also works for both emission models.
- Acceleration and Deceleration - changes  $\Gamma$  so that more or less IC X-rays are pro-

duced because the effective photon energy density goes as  $\Gamma^2$ . This process would operate only for the IC/CMB model, but is most likely not feasible because any significant increase in  $\Gamma$  would require a large energy source. Furthermore, at the location of internal shocks where the radio emission is high (e.g. the radio knot A in the M87 jet) we would expect a deceleration of the jet medium leading to less X-ray IC emission, contrary to the observed bright increase in X-ray emission.

- Massive expansion/contraction - If the disappearance of a knot is to be explained by expansion (which would certainly lower the emissivity for both models), we would expect a marked change in the ratio of IC to synchrotron emission. This follows because although the electron energy distribution,  $N(E)$ , will suffer a uniform drop, there will also be a very strong effect of lowering the magnetic field strength: the synchrotron emissivity will decrease as  $B^2$  and a fixed reception band will be sampling a higher energy segment of the  $N(E)$  power law which will have a smaller amplitude. Thus we would expect a sharper decrease of the synchrotron emissivity (radio and optical) than the IC emissivity (X-ray). Just the opposite is actually observed in many cases.

#### 4. Summary

In both the synchrotron and IC/CMB emission models, hot electrons cannot be the main carrier of jet energy and momentum. That leaves Poynting flux, 'cold' electrons/positrons, or protons (hot or cold).

In the table below we summarize the situation for generation of knots. If the IC/CMB process were responsible for X-ray emission from powerful jets, then the most favored knot processes would be curved trajectories and/or intermittent ejection. If the X-rays come from synchrotron emission, then two additional processes are viable: internal shocks and expansion/contraction.




Fig. 3.— An HST image of 3C273

Mechanism	Sync.	Key Element	IC/CMB
internal shocks	Y	offsets	N
Distrib. Accel.	Y	X-ray emis.	not required
Curved Traject.	Y	contrast	Y(?)
Intermittent Eject.	Y	(vlbi blobs)	Y
Accel./Decel.	N	source of energy	N(?)
Expand/Contract	Y	offsets	N

The classical explanation of knots as internal shocks does not account for the brightness differences between radio, optical, and X-ray images under the IC/CMB model, but is fully consistent with the synchrotron model. The only two knot production methods which we find to be consistent with both X-ray emission models are the intermittent ejection and curved trajectory scenarios (these are not mutually exclusive).

We thank C. Cheung for helpful comments on the manuscript. A list of jets detected in the X-ray band is available at: <http://hea-www.harvard.edu/XJET/>. This work was partially supported by NASA contract NAS8-39073 and grants GO2-3144X, GO3-4124A, and GO4-5131X. HK acknowledges support by the DoE in the framework of the Outstanding Junior Investigator program.

## REFERENCES

- Asada, K., Inoue, M., Uchida, Y., Kamenno, S., Fujisawa, K., Iguchi, S., and Mutoh, M. 2002, PASJ 54, L39
- Celotti, A., Ghisellini, G., & Chiaberge, M. 2001, MNRAS, 321, L1-5.
- Dermer, C. D. & Atoyan, A. 2004, ApJ, 611, L9
- Gabuzda, D. C., Murray, É., and Cronin, P. 2004, MNRAS 351, L89
- Harris, D. E. and Krawczynski, H. 2002, ApJ, 565, 244
- Harris, D. E., Biretta, J. A., Junor, W., Perlman, E. S., Sparks, W. B., and Wilson, A. S. 2003 ApJL, 586, L41
- Hong, X. Y., Jiang, D. R., Gurvits, L. I., Garrett, M. A., Garrington, S. T., Schilizzi, R. T., Nan, R. D., Hirabayashi, H., Wang, W. H. and Nicolson, G. D. 2004, A&A 417, 887
- Sambruna, R.M., Maraschi, L., Tavecchio, F., Urry, C.M., Cheung, C.C., Chartas, G., Scarpa, R., & Gambill, J.K. 2002, ApJ, 571, 206
- Sambruna, R.M., Gambill, J.K., Maraschi, L., Tavecchio, F., Cerutti, R., Cheung, C.C., Urry, C.M., & Chartas, G. 2004, ApJ, 608, 698
- Siemiginowska, A., Bechtold, J., Aldcroft, T.L., Elvis, M., Harris, D.E., and Dobrzycki, A. 2002 ApJ, 570, 543
- Stawarz, L., Sikora, M., Ostrowski, M. & Begelman, M. C. 2004 ApJ608, 95
- Tavecchio, F., Maraschi, L., Sambruna, R.M., & Urry, C.M. 2000 ApJL, 544, L23-26