

WAS STAR-FORMATION SUPPRESSED IN HIGH-REDSHIFT MINIHALOS?

ZOLTÁN HAIMAN AND GREG L. BRYAN

Department of Astronomy, Columbia University, 550 West 120th Street, New York, NY 10027

Submitted to ApJ Letters

ABSTRACT

The primordial gas in the earliest dark matter halos, collapsing at redshifts $z \sim 20$, with masses $M_{\text{halo}} \sim 10^6 M_{\odot}$, and virial temperatures $T_{\text{vir}} < 10^4 \text{K}$, relied on the presence of molecules for cooling. Several theoretical studies have suggested that gas contraction and star-formation in these minihalos was suppressed by radiative, chemical, thermal, and dynamical feedback processes. The recent measurement by the *Wilkinson Microwave Anisotropy Probe* (*WMAP*) of the optical depth to electron scattering, $\tau \approx 0.09 \pm 0.03$, provides the first empirical evidence for this suppression. The new *WMAP* result is consistent with vanilla models of reionization, in which ionizing sources populate cold dark matter (CDM) halos down to a virial temperature of $T_{\text{vir}} = 10^4 \text{K}$. On the other hand, we show that in order to avoid overproducing the optical depth, the efficiency for the production of ionizing photons in minihalos must have been about an order of magnitude lower than expected *and* lower than the efficiency in large halos that can cool via atomic hydrogen ($T_{\text{vir}} > 10^4 \text{K}$). This conclusion is insensitive to assumptions about the efficiency of ionizing photon production in the large halos, as long as reionization ends by $z = 6$, as required by the spectra of bright quasars at $z \lesssim 6$. Our conclusion is strengthened if the clumping of the ionized gas evolves with redshift, as suggested by semi-analytical predictions and three-dimensional numerical simulations.

1. INTRODUCTION

How and when the intergalactic medium (IGM) was reionized is one of the long outstanding questions in astrophysical cosmology, holding clues about the onset of structure formation in cold dark matter (CDM) cosmologies, and the nature of the first generation of light sources (see Barkana & Loeb 2001 for a review). The reionization history can be probed via the scattering of the cosmic microwave background (CMB) photons by the free electrons liberated during reionization (see, e.g., Haiman & Knox 1999 for a review). The total electron scattering optical depth $\tau = 0.088^{+0.028}_{-0.034}$ (Spergel et al. 2005, Table 5) that has been inferred from the *WMAP* three-year polarization data (Page et al. 2005) implies that reionization occurred relatively recently, at $z_r \lesssim 11$.¹

An outstanding question, and the focus of this *Letter*, is whether the gas in the majority of the first-generation low-mass halos was able to cool and form ionizing sources (stars and/or black holes [BHs]), and contribute to reionizing the IGM. The neutral gas in halos with virial temperatures $T_{\text{vir}} \lesssim 10^4 \text{K}$ (hereafter “minihalos”) cannot cool via atomic hydrogen alone, and the presence of H_2 (or other) molecules is a necessary condition for the gas to reach high densities and to ultimately form stars or BHs in these halos (Saslaw & Zipoy 1967). As a result, these halos are distinct from larger halos with $T_{\text{vir}} \gtrsim 10^4 \text{K}$, which are expected to have different star-formation properties (Oh & Haiman 2002; Johnson & Bromm 2006). Since the smallest halos are the first to collapse, whether or not typical minihalos are able to host ionizing sources is the most significant factor in determining when reionization began, and driving the value of τ (Haiman & Holder 2003 [HH03]; see Abel & Haiman 2000 for a review focusing on the role of H_2 molecules for reionization).

In isolation, minihalos with virial temperatures as low as a few 100 K could form enough H_2 , via gas-phase chemistry, for efficient cooling and gas contraction (Haiman, Thoul & Loeb 1996; Tegmark et al. 1997). However, H_2 molecules are fragile, and can be dissociated by soft UV radiation absorbed in their

Lyman-Werner (LW) bands (e.g. Haiman, Rees & Loeb 1997; Ciardi et al 2000; Ricotti, Gnedin & Shull 2001). In patches of the IGM corresponding to fossil HII regions that have recombined, the gas retains excess entropy, which can reduce gas densities in the cores of collapsing halos, and lower the LW radiation background that photodissociates H_2 (Oh & Haiman 2002; Gnedin 2000). On the other hand, positive feedback effects, such as the presence of extra free electrons (beyond the residual electrons from the recombination epoch) from protogalactic shocks (Shapiro & Kang 1987; Ferrara 1998), from a previous ionization epoch (Oh & Haiman 2003; Susa et al. 1998), or from X-rays (Haiman, Rees & Loeb 1996, Oh 2001; Ricotti et al. 2002a,b), can enhance the H_2 abundance. Whether or not gas cooling in minihalos was efficiently quenched globally has remained unclear, with numerical simulations generally favoring less quenching (Machacek et al. 2001, 2003; Ricotti et al. 2002a,b; Kuhlen & Madau 2005) than predicted in semi-analytical models.

The purpose of this *Letter* is to place constraints on the efficiency of minihalos to produce and inject ionizing photons into the IGM, using the value of τ inferred from the *WMAP* polarization data. Although the absolute values of the relevant efficiency parameters are uncertain, there is a robust lower limit on their combination from the requirement that reionization is completed prior to $z = 6$. As a result, a measurement of τ permits robust conclusions about the evolution of the efficiency with redshift or halo mass-scale (HH03; Cen 2003; Onken & Miralda-Escudé 2004). The main conclusion of this *Letter* is that the efficiency with which minihalos injected ionizing radiation into the IGM was about an order of magnitude lower than expected *and* lower than in larger halos, requiring negative feedback at high redshift.

Throughout this letter, we adopt the background cosmological parameters as measured recently by the *WMAP* experiment (Spergel et al. 2005, Table 5), $\Omega_m = 0.24$, $\Omega_{\Lambda} = 0.76$, $\Omega_b = 0.0407$, $h = 0.72$ and an initial matter power spectrum $P(k) \propto k^n$ with $n = 0.96$ and normalization $\sigma_8 = 0.76$. The values of these parameters determine the required overall efficiencies, but do not otherwise have a significant effect on our conclusions.

¹ Assuming an abrupt transition from a fully neutral to a fully ionized IGM, and assuming helium is once ionized at the same redshift as hydrogen, we find $z_r < 10.9^{+2.2}_{-3.1}$ for the cosmological parameters listed in Table 5 in Spergel et al. (2005).

2. MODELS OF REIONIZATION

In this section, we briefly describe our semi-analytical model of the reionization process. The treatment follows the prescriptions in HH03, and the reader is referred to this paper for a detailed description; we only recapitulate the main features and a few important modifications here. The models track the total volume-filling factor $F_{\text{HII}}(z)$ of ionized regions, assuming that ionizing sources are located inside virialized dark matter halos. The sources create ionized HII regions, which expand into the IGM at a rate dictated by the source luminosity, and by the background gas density and clumping factor.²

The efficiency with which the ionizing source(s) associated with each halo inject ionizing photons into the IGM is parameterized by the product $\epsilon \equiv N_\gamma f_* f_{\text{esc}}$, where $f_* \equiv M_*/(\Omega_b M_{\text{halo}}/\Omega_m)$ is the fraction of baryons in the halo that turns into stars; N_γ is the mean number of ionizing photons produced by an atom cycled through stars, averaged over the initial mass function (IMF) of the stars; and f_{esc} is the fraction of these ionizing photons that escapes into the IGM. We define separate efficiencies, ϵ_{mini} , ϵ_{large} for the minihalos and large halos, respectively. The distinction between the halos is made at $T_{\text{vir}} = 10^4 \text{K}$, with the relation $T_{\text{vir}} \approx 1800(M/10^6 M_\odot)^{2/3}(1+z)/21 \text{K}$. We adopt the virial temperature for the smallest minihalos that can cool via H_2 and form stars to be $T_{\text{min}} = 400 \text{K}$ (Haiman et al. 1996; Tegmark et al. 2001; Machacek et al. 2001 – note that the choice in HH03 was lower, $T_{\text{min}} = 100 \text{K}$).

Gas infall is expected to be suppressed for sufficiently small halos in actively ionized and photo-heated patches of the IGM. We define a temperature T_{uv} and only permit halos with virial temperatures below this value to form ionizing sources in the neutral fraction $1 - F_{\text{HII}}(z)$ of the volume of the IGM. The value of T_{uv} is uncertain – at low redshifts it is commonly taken as $\approx 2.5 \times 10^5 \text{K}$, corresponding to a velocity dispersion $\sigma = 50 \text{km s}^{-1}$ (e.g., Thoul & Weinberg 1996). However, Dijkstra et al. (2004) showed that this suppression is less efficient at high redshift, and based on their result for halos collapsing at redshifts $6 \lesssim z \lesssim 10$, we adopt the fiducial value of $T_{\text{uv}} = 9 \times 10^4 \text{K}$ (or $\sigma \sim 30 \text{km s}^{-1}$).

In order to match inferences from the $z \lesssim 6.5$ quasar spectra (Becker et al. 2001; Fan et al. 2006), we require that percolation takes place at redshift $z = 6.5$. At this redshift, ionization is dominated by larger halos, and so this requirement effectively fixes the value of $\epsilon_{\text{large}} = 120$.³ This value of the overall efficiency is reasonable: for a normal stellar population with a Salpeter mass function, $N_\gamma = 4000$, and we may break down the efficiency into $f_* = 0.15$ and $f_{\text{esc}} = 0.2$. The star-formation rate at $z \sim 6$ predicted with these assumptions is consistent with the global value inferred from the Hubble Ultra Deep Field (see Mesinger et al. 2005 for a comparison).

Finally, the evolution of the ionized fraction depends on the clumping factor of the ionized gas, $C_{\text{HII}} \equiv \langle n_{\text{HII}}^2 \rangle / \langle n_{\text{HII}} \rangle^2$. The value of the clumping factor at $z \sim 6$ does not impact our results because it is absorbed into ϵ_{large} , which, in turn, is set by the requirement that the ionization percolates at $z = 6.5$. This normalization requires $\epsilon_{\text{large}} \approx 120 \times C_{\text{HII}}(z = 6)/10$. However, we find that the *evolution* of C_{HII} with redshift has a significant

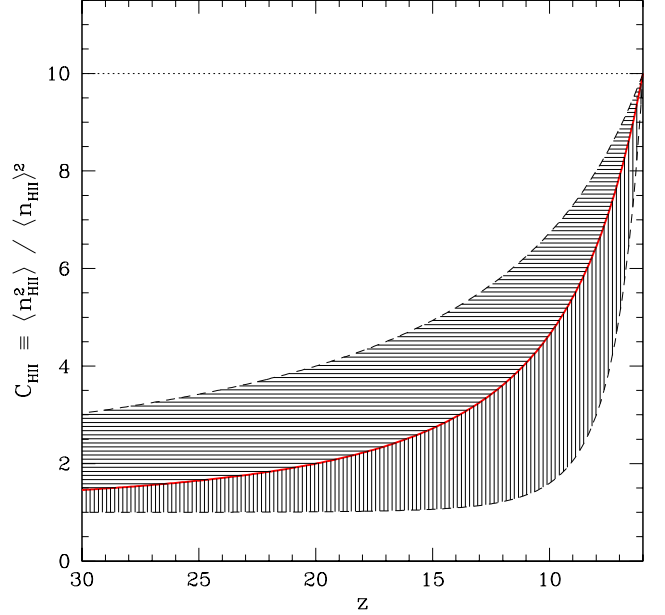


FIG. 1.— The assumed evolution of the clumping factor of ionized gas with redshift. The thick solid (red) curve is adopted as our fiducial case, and has a decrease by a factor of ~ 4 between $z = 6$ and $z = 15$. The shaded range indicates models in which this decrease varies from a factor of 2–10; the limiting case of a constant clumping factor of $C_{\text{HII}} = 10$ is shown as the dotted line.

effect on our results. We do not attempt to model this evolution ab-initio; instead we adopt a relation that is a conservative compromise between three different ab-initio approaches, and we vary our parameters to reflect the range of predictions of the three models (see discussion in § 3 below). The relation we adopt is a simple power-law,

$$C_{\text{HII}}(z) - 1 = 9 \left(\frac{1+z}{7} \right)^{-\beta}, \quad (1)$$

which has a fixed $C_{\text{HII}}(z = 6) = 10$, and declines towards high redshift at a rate given by the slope β . What matters most for our results below is the decrease between $z = 6$ (the redshift which sets ϵ_{large}) and $15 \lesssim z \lesssim 20$ (the redshift which determines the contribution to τ from the minihalos). In our fiducial model, $\beta = 2$, corresponding to the ratio $C_{\text{HII}}(z = 6)/C_{\text{HII}}(z = 15) = 3.7$. This choice, together with the range $1 \leq \beta \leq 6$ (corresponding to a range of ratios $2 < C_{\text{HII}}(z = 6)/C_{\text{HII}}(z = 15) < 10$), is shown in Figure 1. For reference, the dotted line shows the limiting case of a constant clumping factor ($\beta = 0$).

In summary, our models have only two free parameters: ϵ_{mini} , and β . In addition, we will consider uncertainties in T_{min} , the minimum mass for efficient H_2 cooling, and T_{uv} , the maximum virial temperature of halos that can collect photo-heated gas. We next discuss our choices for the fiducial values of these parameters.

3. FIDUCIAL PARAMETERS

What is the expected value of ϵ_{mini} ? Abel, Bryan, & Norman (2002), and Bromm, Coppi & Larson (2002) suggest that minihalos form metal-free stars from only a small fraction ($f_* \approx 0.0025$) of the available gas. On the other hand, the stars are, on average, ≈ 20 times more efficient ionizing photon producers (per unit stellar mass) because they are massive ($M \gtrsim 100 M_\odot$)

² We do not explicitly treat the reionization of helium, but assume the HeII/HeI fraction follows the HII/HI fraction when we compute τ . For neutral/doubly ionized helium, τ would be smaller/larger by $\sim 8\%$.

³ HH03 found a value that was 50% smaller – we here find that the efficiency increases by a factor of 3 because of the lower small scale power implied by the 3-yr WMAP data (lower σ_8 and n_s), but was decreased by a factor of 2 due to our lower value of T_{uv} .

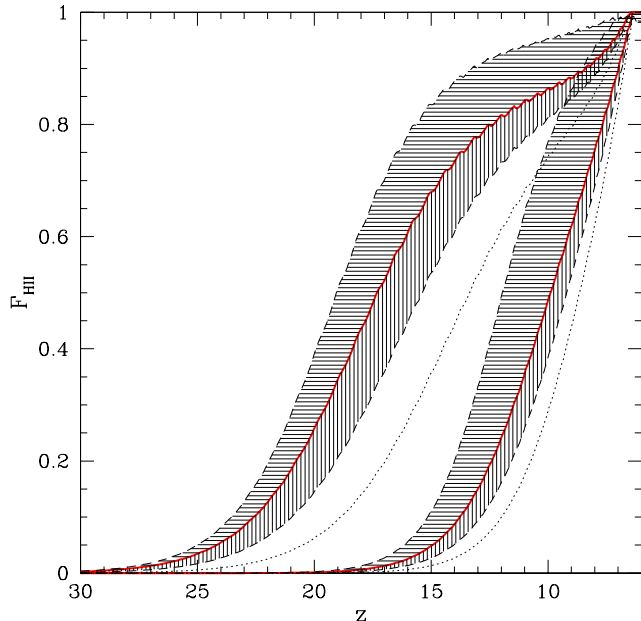


FIG. 2.— The evolution of the ionized fraction of hydrogen. The thick solid (red) curves, the shaded ranges, and the limiting cases shown by the dotted curves, correspond to the different logarithmic slopes for the evolution of the clumping factor with redshift $C_{\text{HII}}(z)$ shown in Figure 1. The lower set of four curves assume star-formation in minihalos (with $400\text{K} < T_{\text{vir}} < 10^4\text{K}$) has been completely suppressed ($\epsilon_{\text{mini}} = 0$), and the upper set of curves assumes minihalos inject ionizing photons into the IGM with the fiducial efficiency ($\epsilon_{\text{mini}} = 200$).

and have harder spectra (Tumlinson & Shull 2000; Bromm, Kuznetsov & Loeb 2001; Schaerer 2002). As a result, $N_{\gamma} \approx 80000$; and all of their ionizing radiation escapes into the IGM, at least from the smaller minihalos that contribute most of the high-redshift tail for reionization ($f_{\text{esc}} = 1$; Whalen, Abel & Norman 2004). This results in the overall fiducial efficiency of $\epsilon_{\text{mini}} = \epsilon_{\text{fid}} = 200$. We note that this is quite close to the value $\epsilon_{\text{large}} = 120$ that we inferred for the large halos by requiring percolation to occur at $z \approx 6.5$.

Several authors have attempted to compute the clumping factor $C_{\text{HII}}(z)$ from first principles. In the simulations of Gnedin & Ostriker (1997), it increases dramatically (by a factor of ~ 50) between $z = 6$ and $z = 15$, but since they do not resolve small-scale fluctuations early on, this ratio may be an overestimate. Iliev, Scannapieco & Shapiro (2005) have a different approach of separately estimating the contribution from the low-density IGM from a simulation, and adding to this semi-analytic estimates of the clumping due to minihalos (Haiman, Abel & Madau 2001). They find an evolution that is less steep, with $C_{\text{HII}}(z = 10)/C_{\text{HII}}(z = 15) \approx 2$, but they do not cover the interesting $z < 10$ range, where we normalize our models, and where C_{HII} likely increases rapidly. Finally, Miralda-Escudé, Haehnelt & Rees (2000) offer a different prescription: they assume that the IGM is ionized “outside-in”, with all the gas below a critical overdensity Δ_{crit} ionized at a given redshift (and neutral above this threshold), to compute C_{HII} directly. This prescription predicts relatively slow evolution, with $\Delta_{\text{crit}} \approx 10 - 20$, until the late stages of reionization (as in Wyithe & Loeb 2003 and Wyithe & Cen 2006). However, towards the end of the reionization epoch, Δ_{crit} increases rapidly. This is an important distinction for our present purposes, because the ionizing emis-

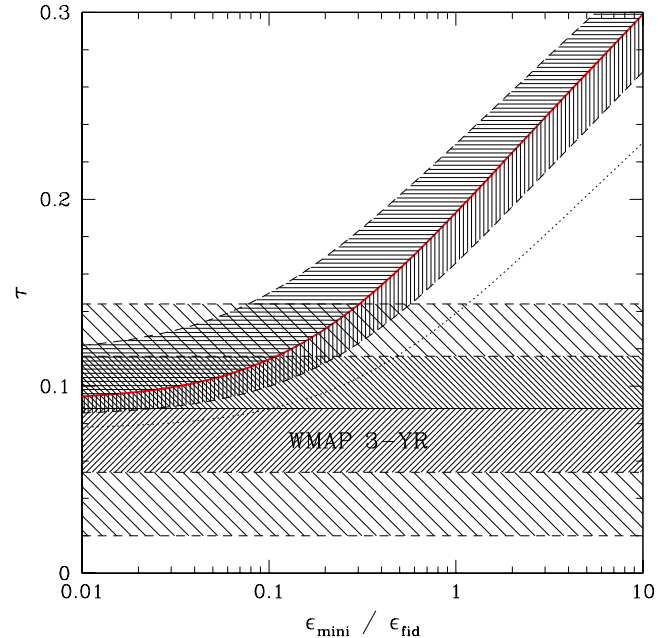


FIG. 3.— The optical depth to electron scattering τ , as a function of the efficiency of minihalos to inject ionizing photons into the IGM. The efficiency is shown in units of the fiducial value $\epsilon_{\text{fid}} = 200$ (see text for discussion). The thick solid (red) curve, the shaded range, and the limiting case shown by the dotted curve, follow the notation for models with different clumping factor evolutions shown in Figures 1 and 2. The horizontal lanes show the range of τ allowed by the *WMAP* three-year data (at 68% and 95% CL).

sivity in our models is normalized at the end-stages of reionization. Miralda-Escudé, Haehnelt & Rees (2000) show that by the time the mean free path of ionizing photons grows to the Hubble length (which appears to be the case at $z \sim 6$; Lidz et al. 2005), $\Delta_{\text{crit}} \gtrsim 500$, which will correspond to a steep rise in the clumping factor.

4. RESULTS AND DISCUSSION

The evolution of the ionized fraction of hydrogen in several models is shown in Figure 2. The thick solid (red) curves, the shaded ranges, and the limiting cases shown by the dotted curves, correspond to the different clumping factor evolutions $C_{\text{HII}}(z)$ shown in Figure 1 with the same notation. The lower set of curves assumes star-formation in minihalos has been completely suppressed ($\epsilon_{\text{mini}} = 0$), and the upper set of curves assumes minihalos inject ionizing photons into the IGM with the fiducial efficiency ($\epsilon_{\text{mini}} = 200$). All curves are normalized to produce full reionization at $z \sim 6.5$. Earlier reionization is consistent with SDSS quasar spectra; this would yield a larger τ , and would strengthen our conclusions.

The models shown in Figure 2 that include minihalos have optical depths of $\tau = 0.14, 0.17, 0.19$, and 0.23 , and are all ruled out by the three-year *WMAP* data at more than 95% CL. The models that exclude minihalos have $\tau = 0.077, 0.084, 0.091$, and 0.12 , and all except the case with the steepest $C_{\text{HII}}(z)$ evolution are within 1σ of the *WMAP* value.

In Figure 3, we show τ as a function of the efficiency ϵ_{mini} . The figure follows the notation of Figures 1 and 2 to describe the four different cases for the evolution of the clumping factor. The main conclusion that can be drawn from this figure is that the photon production efficiency in minihalos was smaller than the expected fiducial value by a factor of $\gtrsim 2 - 10$. This also

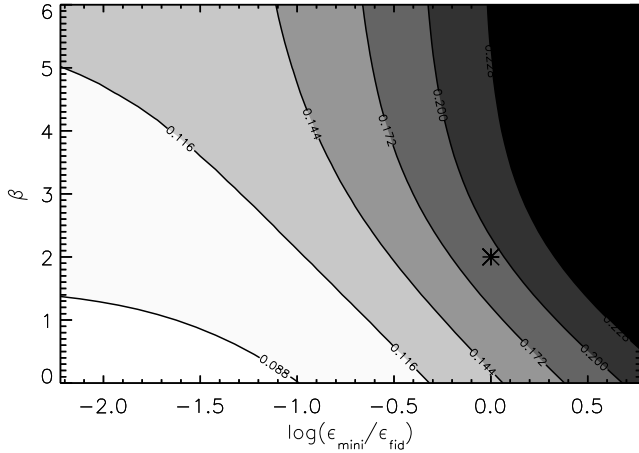


FIG. 4.— The predicted optical depth as a function of the ionizing efficiency of the minihalos ($\epsilon_{\text{mini}}/\epsilon_{\text{fid}}$) and the logarithmic slope of the decline of the clumping factor with redshift ($\beta \equiv d \log(C_{\text{HII}} - 1)/d \log(1+z)$). The lowest contour (white region) corresponds to optical depths within one sigma of the 3-yr *WMAP* result, and each contour is a one-sigma increase in the optical depth. The fiducial model is marked with an asterisk and deviates from the *WMAP* value by nearly 4σ .

means that minihalos contribute to reionization with a *lower* efficiency than the larger halos.

More generally, Figure 4 shows the predicted optical depth as a function of both ϵ_{mini} and β . The lowest contour (white region) corresponds to optical depths within 1σ of the 3-yr *WMAP* value, and each successive contour shows a 1σ increase. The figure shows that our fiducial model deviates from the *WMAP* value by nearly 4σ ; consistency at the $1-2\sigma$ level requires either reducing ϵ_{mini} by a factor of 2–10, or adopting an essentially non-evolving clumping factor ($\beta \approx 0$) and a smaller reduction in ϵ_{mini} .

In order to examine the robustness of our conclusions to uncertainties in the model, we have repeated our calculations for different values of T_{min} , the virial temperature of the smallest minihalo, and T_{uv} , the critical virial temperature for suppression of gas infall by photoionization heating. We find that variations in the range $160 \text{ K} \leq T_{\text{min}} \leq 10^3 \text{ K}$ and $10^4 \text{ K} \leq T_{\text{uv}} \leq 2 \times 10^5 \text{ K}$ change the required reduction factor of ϵ_{mini} by less than 30%.

We emphasize that our predicted range of $\tau = 0.08-0.11$, for models that exclude minihalos, is consistent with numerous previous semi-analytic studies (as well as simulations that do not resolve minihalos, e.g., Ciardi et al. 2003), in the wake of the 1-yr announcement of the *WMAP* measurements. In another recent study, Wyithe & Cen (2006) examined populations of metal-free stars in $T_{\text{vir}} \gtrsim 2 \times 10^4 \text{ K}$ halos, with an efficiency similar to normal stars, and found similar τ values. It is also worth noting that the modified Press–Schechter form for the DM halo mass function that we used (Jenkins et al. 2001) has been directly probed and confirmed in the relevant mass and redshift range by recent three-dimensional simulations (Yoshida et al. 2003; Jang-Condell & Hernquist 2001; Springel et al. 2005). However, the minihalos arise from primordial perturbations on very small ($k \sim 10-100$) scales, and predicting their abundance does involve an extrapolation of the measured power spectrum by $\sim 2-3$ orders of magnitude in k (Barkana et al. 2001; Mesinger et al. 2005).

5. CONCLUSIONS

The *WMAP* experiment has opened a new window into studies of the first structures at the end of the cosmological dark ages. The first-year data release has suggested the large optical depth $\tau \sim 0.17$ (Spergel et al. 2003), which appeared in conflict with simple predictions, and resulted in different suggestions to account for this large τ . We argue here that the significantly lower $\tau \approx 0.09 \pm 0.03$ allowed by the three-year data is once again interesting: if minihalos were forming stars efficiently, the expected value would be higher, $\tau \gtrsim 0.17$. To reproduce the new value for τ requires an order of magnitude reduction in the fiducial efficiency of ionizing photon production in minihalos.

Star-formation in minihalos has been predicted theoretically to be significantly suppressed, and the new *WMAP* data has provided the first interesting empirical evidence for this suppression. In addition to the various physical feedback effects mentioned in the Introduction, the clustering of the early minihalos will, in general, help suppressing more halos at high redshift, since clustering will place more minihalos in the destructive sphere of influence of earlier collapsed objects. In the presence of clustering, photoionization heating alone may account for the low τ (Kramer et al. 2006).

If massive Pop III stars typically leave behind intermediate-mass black holes, these may accrete efficiently and produce more significant ionization than their progenitor stars (Madau et al. 2004; Ricotti & Ostriker 2004). Our results, by inference, provides similarly interesting constraints on this scenario.

Further studies from CMB anisotropies, spectroscopic observations of quasars and Ly α emitting galaxies at $z > 6$, radio probes of the redshifted 21 cm line of neutral hydrogen, as well as direct detections of the sources of reionization and their end-products as supernovae and gamma ray bursts, will clarify the star-formation efficiency in minihalos and their contribution to reionization.

ZH acknowledges partial support by NASA through grants NNG04GI88G and NNG05GF14G, by the NSF through grants AST-0307291 and AST-0307200, and by the Hungarian Ministry of Education through a György Békésy Fellowship. GB acknowledges partial support by NSF grants AST-0507161 and AST-0547823.

REFERENCES

- Abel, T., Bryan, G. L., & Norman, M. L. 2002, *Science*, 295, 93
 Abel, T., & Haiman, Z. 2001, in “Molecular hydrogen in space”, Cambridge Contemporary Astrophysics, Eds. F. Combes, and G. Pineau des Forets, Cambridge University Press: Cambridge, UK, p. 237
 Barkana, R., & Loeb, A. 2001, *Physics Reports*, 349, 125
 Barkana, R., Haiman, Z., & Ostriker, J. P. 2001, *ApJ*, 558, 482
 Becker, R. H., et al. 2001, *AJ*, 122, 2850
 Bromm, V., Coppi, P. S., & Larson, R. B. 2002, *ApJ*, 564, 23
 Bromm, V., Kudritzki, R. P., & Loeb, A. 2001, *ApJ*, 552, 464
 Ciardi, B., Ferrara, A., & Abel, T. 2000, *ApJ*, 533, 594
 Ciardi, B., Ferrara, A., & White, S. D. M. 2003, *MNRAS*, 344, 7
 Cen, R. 2003, *ApJ*, 591, 5L
 Dijkstra, M., Haiman, Z., Rees, M. J., & Weinberg, D. H. 2004, *ApJ*, 601, 666
 Fan, X., Carilli, C. L., & Keating, B. 2006, *AJ*, in press, astro-ph/0602375
 Ferrara, A. 1998, *ApJ*, 499, L17
 Gnedin, N. Y. 2000, *ApJ*, 542, 535
 Gnedin, N. Y., & Ostriker, J. P. 1997, *ApJ*, 486, 581
 Haiman, Z., Abel, T., & Madau, P. 2001, *ApJ*, 551, 599
 Haiman, Z., & Holder, G. P., 2003, *ApJ*, 595, 1
 Haiman, Z., & Knox, L. 1999, in “Microwave Foregrounds”, eds. A. de Oliveira-Costa & M. Tegmark (San Francisco: ASP), p. 227
 Haiman, Z., Rees, M. J., & Loeb, A. 1997, *ApJ*, 476, 458

- Haiman, Z., Thoul, A. A., & Loeb, A. 1996, ApJ, 464, 523
Iliev, I. T., Scannapieco, E. & Shapiro, P. R. 2005, ApJ, 624, 491
Jenkins, A., et al. 2001, MNRAS, 321, 372.
Jang-Condell, H. & Hernquist, L. 2001, ApJ, 548, 68
Johnson, J. L., & Bromm, V. 2006, MNRAS, 366, 247
Kuhlen, M., & Madau, P. 2005, MNRAS, 363, 1069
Kramer, R., et al. 2006, in preparation
Lidz, A., Oh, S. P., & Furlanetto, S. R. 2006, ApJL, 639, 47
Machacek, M. E., Bryan, G. L., & Abel, T. 2001, ApJ, 548, 509
Machacek, M. E., Bryan, G. L., & Abel, T. 2003, MNRAS, 338, 273
Madau, P., et al. 2004, ApJ, 604, 484
Mesinger, A., Perna, R., & Haiman, Z. 2005, ApJ, 623, 1
Miralda-Escudé, J., Haehnelt, M., & Rees, M. J. 2000 ApJ, 530, 1
Oh, S. P. 2001, ApJ, 553, 499
Oh, S. P., & Haiman, Z. 2002, ApJ, 569, 558
Oh, S. P., & Haiman, Z. 2003, ApJ, 346, 456
Oh, S. P., Haiman, Z., & Rees 2001, ApJ, 553, 73
Onken, C. A., & Miralda-Escudé, J. 2004, ApJ, 610, 10
Page, L. et al. 2006, ApJ, submitted, astro-ph/0603450
Ricotti, M., Gnedin, N. Y., & Shull, J. M. 2001, ApJ, 575, 49
Ricotti, M., Gnedin, N. Y., & Shull, J. M. 2002a, ApJ, 575, 49
Ricotti, M., Gnedin, N. Y., & Shull, J. M. 2002b, ApJ, 575, 49
Ricotti, M., & Ostriker, J. P. 2004, MNRAS, 352, 547
Saslaw, W. C., & Zipoy, D. 1967, Nature, 216, 976
Schaerer, D. 2002, A&A, 382, 28
Shapiro, P. R., & Kang, H. 1987, ApJ, 318, 32
Spergel, D. N. et al. 2003, ApJS, 148, 175
Spergel, D. N. et al. 2005, ApJ, submitted, astro-ph/0603449
Springel, V., et al. 2005, Nature, 435, 629
Susa, H., Uehara, H., Nishi, R., Yamada, M., 1998, PThPh, 100, 63
Tegmark, M., et al. 1997, ApJ, 474, 1
Thoul, A. A. & Weinberg, D. H. 1996, ApJ, 465, 608
Tumlinson, J., & Shull, J. M. 2000, ApJ, 528, 65
Whalen, D., Abel, T., & Norman, M. L. 2004, ApJ, 610, 14
Wyithe, S. & Cen, R. 2006, ApJ, submitted, astro-ph/0602503
Wyithe, J. S. B. & Loeb, A. 2003, ApJL, 588, L69
Yoshida, N., Abel, T., Hernquist, L., & Sugiyama, N. 2003, ApJ, 591, 1