

# Inflation models after WMAP year three

Laila Alabidi and David H. Lyth  
*Physics Department, Lancaster University, LA1 4YB*

The survey of models in astro-ph/0510441 is updated. For the first time, a large fraction of the models is ruled out at more than  $3\sigma$ .

## I. INTRODUCTION

In a recent paper [1] we discussed a range of models for the origin of the curvature perturbation and the tensor perturbation, including constraints on the spectral index  $n$  coming from WMAP year one data. In this note we update the discussion to include WMAP year three data [2]. The models assume that the curvature perturbation is generated from the vacuum fluctuation of the inflaton field, so that it is directly related to the inflationary potential.<sup>1</sup> Some of them work with the type of field theory that is usually invoked when considering extensions of the Standard Model, while others work within a framework derived more or less directly from string theory.

The prediction for  $n$  typically depends on  $N$ , the number of  $e$ -folds of slow-roll inflation occurring after the observable Universe leaves the horizon. With a high inflation scale, and radiation and/or matter domination between the end of inflation and nucleosynthesis,

$$N = 54 \pm 7. \quad (1.1)$$

More generally the range has to be

$$14 < N < 75, \quad (1.2)$$

the lower bound coming from the requirement to form early objects weighing a million solar masses, and the upper bound from imposing  $P/\rho < 1$  on the pressure and energy density [4].

Following [1], we call a model small-field if the change  $\Delta\phi_N$  of the inflaton field during the  $N$   $e$ -folds is  $\lesssim M_{\text{P}}$ , and large-field if it is  $\gg M_{\text{P}}$ .

## II. SMALL-FIELD MODELS

### A. A class of allowed models

Assuming that the tensor fraction  $r$  is negligible and that the spectral tilt  $n - 1$  is practically constant while cosmological scales leave the horizon, the WMAP constraint is

$$n = 0.948^{+0.015}_{-0.018}. \quad (2.1)$$

This is actually the constraint obtained by combining WMAP data with the SDSS galaxy survey, but it hardly changes if some other data sets are used, including WMAP alone.

Essentially the same constraint was obtained using WMAP year one data, in conjunction with the 2dF galaxy survey alone [5] or with 2dF and other data sets [6], but a higher result compatible with  $n = 1$  was obtained using WMAP year one data alone or WMAP with [7] SDSS. The crucial point now is that even in the last two cases *the scale-invariant value  $n = 1$  is excluded at around the  $3\sigma$  level.*

For small-field models with a concave-downward potential,  $\epsilon \lesssim 0.0002$  [8]. Then the prediction [9]  $n = 1 + 2\eta - 6\epsilon$  becomes just<sup>2</sup>  $n = 1 + 2\eta$ . For a wide class of concave-downward models this becomes [10]

$$n = 1 - \frac{p-1}{p-2} \frac{2}{N}, \quad (2.2)$$

with  $p \gtrsim 3$  or  $p \leq 0$ . (Here  $N$  is actually  $N(k) \equiv N - \ln(H_0/k)$ , but the variation presumably is negligible over the range  $\Delta N \sim 10$  over which the observational constraint applies.) For these models, the observed normalization of the spectrum requires a high inflation scale, so that Eq. (1.1) will be appropriate for a standard post-inflationary cosmology, but still the tensor fraction is negligible.

The case  $p \leq 0$  is realised in some hybrid inflation models in which the potential necessarily steepens significantly towards the end of inflation. The case  $p < 0$  corresponds to a potential

$$V \simeq V_0 \left[ 1 - \left( \frac{\phi}{\mu} \right)^p \right], \quad (2.3)$$

with  $V_0$  dominating so as to permit inflation. This can come from mutated hybrid inflation [11, 12], with integer values of  $p$  favoured but not mandatory. With integral  $p$  it can also come from  $N = 2$  supergravity [13] or D-brane cosmology [14]. The limit  $p \rightarrow 0$  corresponds to a logarithmic potential achieved in the simplest and perhaps unrealistic version of  $F$ -term [15, 16, 17] or  $D$ -term [17, 18] hybrid inflation. The limit  $p \rightarrow -\infty$  corresponds to an exponential potential, which may be generated by a

<sup>1</sup> Models where instead the curvature perturbation is generated from the vacuum fluctuation of some curvaton-type field, and their status after WMAP year three, are considered elsewhere [3].

<sup>2</sup> We adopt the definitions [9]  $2\epsilon = (M_{\text{P}}V'/V)^2$  and  $\eta = M_{\text{P}}^2V''/V$ , with  $V(\phi)$  the inflationary potential.

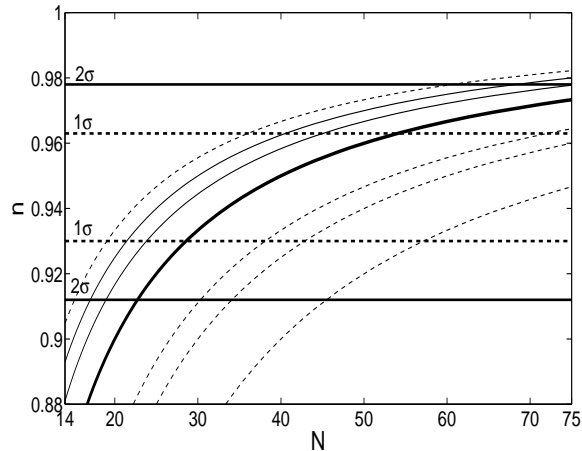


FIG. 1: The prediction (2.2) for different  $p$ . The bold full line is the limit  $|p| \rightarrow \infty$ . Above it from top down are the lines  $p = 0, -2$  and  $-4$ , and below it from bottom up are the lines  $p = 3, 4$  and  $5$ . The observational bounds from [2] are indicated.

kinetic term passing through zero [17] or by appropriate non-Einstein gravity (non-hybrid) inflation [10] (see also [19]).

The case  $p \gtrsim 3$  also corresponds to Eq. (2.3). This case is attractive because it gives the potential a maximum, at which eternal inflation can take place providing the initial condition for the subsequent slow roll [8, 20, 21]. As Eq. (2.3) is only supposed to be an approximation lasting for a sufficient number of  $e$ -folds,  $p$  need not be an integer, but it has to be well above 2 for the prediction (2.2) to hold. It could correspond to non-hybrid inflation with  $\Delta\phi \ll M_P$  (New Inflation [22, 23]) or else with  $\Delta\phi \sim M_P$  (Modular Inflation which has a long history [24, 25, 26] and is currently under intense investigation in the context of string theory [27, 28, 29]). It could also correspond to mutated hybrid inflation [12], or else [8] to one of the  $p \leq 0$  models, modified by the addition of a non-renormalizable term.

An attractive proposal which can give Eq. (2.2) is to make the inflaton a pseudo-Nambu-Goldstone boson so that the flatness of its potential is protected by a symmetry. Realizations of this proposal include a two-component model giving  $p = 3$  [30] and a hybrid model giving  $p = 0$  [31]. (A different proposal for ensuring the flatness is described in [32] based on earlier work [15, 17], but it has not been carried through to the point where a definite form for the potential is proposed.)

In Figure 1, the prediction (2.2) is shown against  $N$  for a few values of  $p$ . Very low values of  $N$  are forbidden, as is seen clearly in Figure 2. With  $N$  in the reasonable range (1.1), the prediction  $n(p)$  is shown in Figure 3, where we see that all values of  $p$  are just about allowed at the  $2\sigma$  level.

These cases give a spectral index more or less in agreement with the observed one because their prediction is

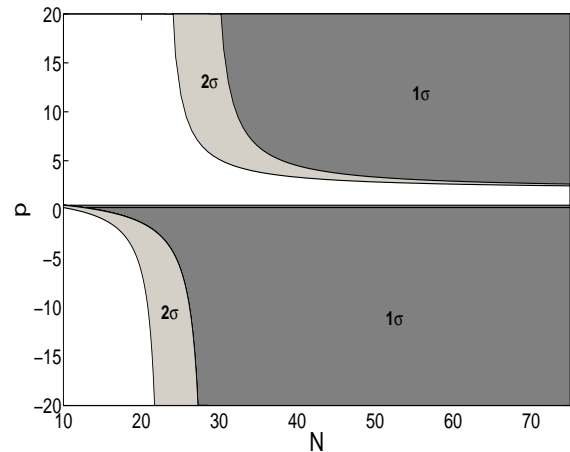


FIG. 2: The regions excluded by the observational bounds from [2], for the parameter  $p$  in the prediction (2.2).

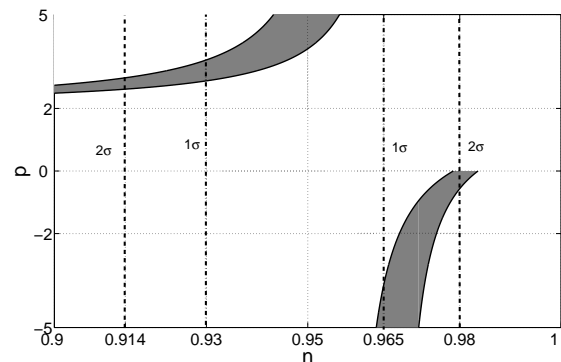


FIG. 3: The prediction (2.2) for  $N = 54 \pm 7$ .

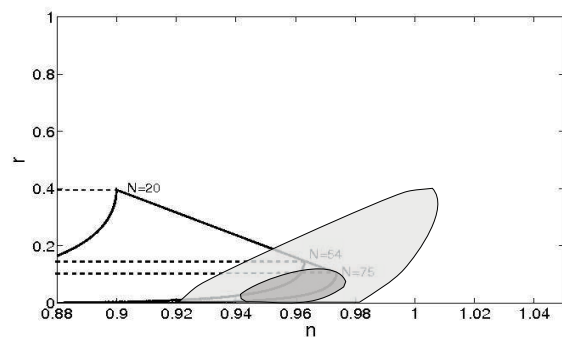


FIG. 4: The curved lines are the Natural Inflation predictions for  $N = 20, N = 54$  and  $N = 75$ , and the horizontal lines are the corresponding multi-component Chaotic Inflation predictions. The junction of each pair of lines corresponds to single-component Chaotic Inflation. The regions allowed by observation with various assumptions are taken from [2].

$n - 1 \simeq -1/N$ . The case of Eq. (2.3) with  $p = 2$  is quite different. The tilt is now  $n - 1 = -2\mu^2 M_{\text{P}}^2/V$ , which might have had any value in the range  $-1 \ll n - 1 < 0$ . It depends on the parameters of the potential, not just on its functional form as in the previous case.

Now that observation requires such a small tilt, the case  $p = 2$  actually looks rather problematic because it requires a rather abrupt steepening of the potential after cosmological scales leave the horizon. This is difficult to achieve in a non-hybrid model; for instance the Little-Higgs proposal of [31] seems not to give a sufficiently abrupt end. It can be achieved in an inverted hybrid model [12] by choice of parameters, but this typically involves fine-tuning [33], and the negative coupling of the inflaton to the waterfall field is non-standard and difficult to achieve in the context of supersymmetry.

## B. Models ruled out

If the observation of negative tilt holds up it will represent a very significant development. Speaking generally, it avoids the criticism that  $n = 1$  might have had some simple explanation, overlooked so far, which has nothing to do with field theory or inflation. Within the context of slow-roll inflation,  $n = 1$  excludes several possibilities for the inflationary potential in a small-field model.

*a. Concave-upward potentials* A concave-upward potential give positive tilt if  $2\eta > 6\epsilon$ . That is generally the case for small-field models. In particular it is true for small-field models with

$$V = V_0 \left[ 1 + \left( \frac{\phi}{\mu} \right)^p \right]. \quad (2.4)$$

Indeed,  $V_0$  must dominate to achieve small-field inflation, but then  $\epsilon \sim (\phi/M_{\text{P}})^2 \eta^2 \ll \eta$ . An attractive realization of this potential is the original hybrid model with  $p = 2$ . An integer  $p \geq 3$  also corresponds to tree-level hybrid inflation, [12, 35, 36] while the case  $p \leq -1$  corresponds to dynamical supersymmetry breaking [37]. These are less attractive because small-field inflation occurs only over a limited range of  $\phi$  and it is not clear how the field is supposed to arrive within this range [10].

*b. Very flat potentials* If the potential is very flat,  $\epsilon$  and  $\eta$  will be negligible and so will the tilt  $n - 1$ . This happens in some models which seek to explain the inflationary scale  $V$  by identifying it with the scale of supersymmetry breaking in the vacuum [38, 39, 40]. The models make the very potential flat in order to reproduce the observed spectrum  $\mathcal{P}_\zeta = (5 \times 10^{-5})^2$  with the formula  $\mathcal{P}_\zeta \simeq (V/\epsilon M_{\text{P}}^4)$  and the low scale  $V^{1/4} \lesssim 10^{10}$  GeV assumed for supersymmetry breaking. Such models are accordingly ruled out by the observed tilt.

*c. Running Mass inflation* The idea of running mass inflation is to use a loop correction, to flatten a tree-level potential, which would otherwise be too steep for inflation. The model of [41, 42] uses a tree-level quadratic potential (Eq. (2.4) with  $p = 2$ ) modified by a

one-loop correction. It is assumed that the tree-level potential has  $\eta \sim 1$ , which is the generic supergravity value and marginally spoils inflation. This model gives significant positive running of the spectral index  $dn(k)/dk > 0$ , which was allowed by the WMAP year one data [43] if  $n$  passed through zero around the the middle of the cosmological range of scales. The model presumably is ruled out by the WMAP three year data, which allows  $n(k)$  to pass through 1 only in the negative direction. The alternative model of [44] makes inflaton is a two-component modulus. It typically gives either negligible tilt or tilt with rather strong running, but further investigation is needed to see whether it is ruled out.

*d. Generic modular inflation and supergravity* A string theory modulus is expected generically to have a potential of the form  $V = V_0 f(\phi/M_{\text{P}})$ , with  $f(x)$  and its low derivatives of order 1 at a generic point in the range  $\phi \lesssim M_{\text{P}}$ . Near a maximum this gives  $\eta \sim -1$  which only marginally allows inflation and gives  $n - 1 \sim -1$ . A similar result,  $|\eta| \gtrsim 1$ , is expected in a generic supergravity theory for any field. One of the most significant consequences of the bound  $|n - 1| \lesssim 0.1$ , which observation has provided in recent years, is that  $|\eta|$  has to be reduced below its generic value by more than a factor 10. The new result for  $n - 1$  confirms that, but it also assures us that we will not have to go much further. Inflation based on a modulus and/or supergravity requires fine-tuning of  $\eta$  at the few percent level, but not worse. More fine-tuning is typically needed though, to stabilize fields other than  $\phi$ .

## III. LARGE-FIELD MODELS

Large-field models allow an observable tensor fraction  $r$ . The single-component models are chaotic inflation [45], the multi-component version of that [46, 47], and Natural Inflation [48]. The situation for these models is illustrated in Figure 4. (It shows the WMAP/SDSS constraint, but but it hardly changes if WMAP is combined with other data sets.) There is no dramatic change from the situation with earlier constraints derived from WMAP year-one.

The generic prediction for a chaotic inflation potential  $V \propto \phi^\alpha$  is

$$r = \frac{4\alpha}{N} \quad (3.1)$$

$$n - 1 = 2\eta - 6\epsilon = -\frac{2 + \alpha}{2N}. \quad (3.2)$$

As pointed out already [2], the year-three WMAP data rule out rather firmly  $\alpha \geq 4$ . Interestingly enough, the allowed case  $\alpha = 2$  is also the best-motivated one in the context of received ideas about field theory [31, 49, 50], because it is reproduced by a Natural Inflation potential with a large period.

#### IV. SUMMARY AND OUTLOOK

Over the last twenty-five years many field-theory models of slow-roll inflation have been proposed. We have seen that the WMAP year three results for  $n$  and  $r$  rule out a large fraction of these models. The remainder seem to be in three broad classes; large field models, small-field models giving the prediction (1.1) with  $p \leq 0$ , and small-field models giving the same prediction with  $p \gtrsim 3$ . Within a few years, the PLANCK result for  $n$  and the Clover result for  $r$  will almost certainly rule out at least two of these classes, and provide some discrimi-

nation within the remaining class.

#### Acknowledgments

DHL is supported by PPARC grants PPA/G/S/2002/00098, PPA/G/O/2002/00469, PPA/Y/S/2002/00272, PPA/V/S/2003/00104 and EU grant MRTN-CT-2004-503369. LA thanks Lancaster University for the award of the studentship from Dowager Countess Eleanor Peel Trust.

- 
- [1] L. Alabidi and D. H. Lyth, arXiv:astro-ph/0510441.  
 [2] D. N. Spergel *et al.*, arXiv:astro-ph/0603449.  
 [3] D. H. Lyth, arXiv:astro-ph/0602285v3.  
 [4] A. R. Liddle and S. M. Leach, Phys. Rev. D **68** (2003) 103503  
 [5] A. G. Sanchez *et al.*, arXiv:astro-ph/0507583.  
 [6] C. J. MacTavish *et al.*, arXiv:astro-ph/0507503.  
 [7] U. Seljak *et al.*, Phys. Rev. D **71** (2005) 103515  
 [8] L. Boubekeur and D. H. Lyth, JCAP **0507** (2005) 010  
 [9] A. R. Liddle and D. H. Lyth, Phys. Lett. B **291** (1992) 391  
 [10] D. H. Lyth and A. Riotto, Phys. Rept. **314**, 1 (1999); A. R. Liddle and D. H. Lyth, *Cosmological Inflation and Large Scale Structure*, (CUP, Cambridge, 2000).  
 [11] E. D. Stewart, Phys. Lett. B **345**, 414 (1995); G. Lazarides and C. Panagiotakopoulos, Phys. Rev. D **52** (1995) 559  
 [12] D. H. Lyth and E. D. Stewart, Phys. Rev. D **54**, 7186 (1996)  
 [13] J. Garcia-Bellido, Phys. Lett. B **418** (1998) 252  
 [14] C. P. Burgess, J. M. Cline, H. Stoica and F. Quevedo, JHEP **0409** (2004) 033  
 [15] E. J. Copeland, A. R. Liddle, D. H. Lyth, E. D. Stewart and D. Wands, Phys. Rev. D **49** (1994) 6410.  
 [16] G. R. Dvali, Q. Shafi and R. K. Schaefer, Phys. Rev. Lett. **73**, 1886 (1994)  
 [17] E. D. Stewart, Phys. Rev. D **51** (1995) 6847  
 [18] P. Binetruy and G. R. Dvali, Phys. Lett. B **388** (1996) 241; E. Halyo, Phys. Lett. B **387** (1996) 43.  
 [19] J. P. Conlon and F. Quevedo, arXiv:hep-th/0509012.  
 [20] P. J. Steinhardt, UPR-0198T, *Invited talk given at Nuffield Workshop on the Very Early Universe, Cambridge, England, Jun 21 - Jul 9, 1982*; A. D. Linde, Print-82-0554 (CAMBRIDGE); A. Vilenkin, Phys. Rev. D **27** (1983) 2848.  
 [21] A. D. Linde, Phys. Lett. B **327** (1994) 208 A. Vilenkin, Phys. Rev. Lett. **72** (1994) 3137  
 [22] A. D. Linde, Phys. Lett. B **108**, 389 (1982); A. Albrecht and P. J. Steinhardt, Phys. Rev. Lett. **48**, 1220 (1982).  
 [23] Q. Shafi and A. Vilenkin, Phys. Rev. Lett. **52** (1984) 691.  
 [24] A. D. Linde, Phys. Lett. B **132** (1983) 317.  
 [25] P. Binetruy and M. K. Gaillard, Phys. Rev. D **34** (1986) 3069; T. Banks, M. Berkooz, S. H. Shenker, G. W. Moore and P. J. Steinhardt, Phys. Rev. D **52** (1995) 3548.  
 [26] G. G. Ross and S. Sarkar, Nucl. Phys. B **461** (1996) 597 J. A. Adams, G. G. Ross and S. Sarkar, Phys. Lett. B **391**, 271 (1997)  
 [27] Z. Lalak, G. G. Ross and S. Sarkar, arXiv:hep-th/0503178.  
 [28] J. J. Blanco-Pillado *et al.*, JHEP **0411** (2004) 063; J. J. Blanco-Pillado *et al.*, arXiv:hep-th/0603129.  
 [29] A. Westphal, JCAP **0511**, 003 (2005).  
 [30] E. D. Stewart and J. D. Cohn, Phys. Rev. D **63** (2001) 083519.  
 [31] N. Arkani-Hamed, H. C. Cheng, P. Creminelli and L. Randall, JCAP **0307** (2003) 003.  
 [32] M. K. Gaillard, D. H. Lyth and H. Murayama, Phys. Rev. D **58** (1998) 123505.  
 [33] F. King and J. Sanderson, Phys. Lett. B **412** (1997) 19.  
 [34] A. D. Linde, Phys. Lett. B **259** (1991) 38.  
 [35] A. D. Linde, Phys. Rev. D **49** (1994) 748.  
 [36] D. Roberts, A. R. Liddle and D. H. Lyth, Phys. Rev. D **51** (1995) 4122  
 [37] W. H. Kinney and A. Riotto, Astropart. Phys. **10** (1999) 387  
 [38] L. Randall, M. Soljatic and A. H. Guth, Nucl. Phys. B **472** (1996) 377; M. Berkooz, M. Dine and T. Volansky, Phys. Rev. D **71** (2005) 103502.  
 [39] M. Dine and A. Riotto, Phys. Rev. Lett. **79**, 2632 (1997) G. German, G. G. Ross and S. Sarkar, Nucl. Phys. B **608** (2001) 423  
 [40] M. Bastero-Gil and S. F. King, Phys. Lett. B **423** (1998) 27  
 [41] E. D. Stewart, Phys. Lett. B **391** (1997) 34; E. D. Stewart, Phys. Rev. D **56** (1997) 2019.  
 [42] L. Covi and D. H. Lyth, Mon. Not. Roy. Astron. Soc. **326** (2001) 885.  
 [43] L. Covi, D. H. Lyth and A. Melchiorri, Phys. Rev. D **67** (2003) 043507; L. Covi, D. H. Lyth, A. Melchiorri and C. J. Odman, Phys. Rev. D **70** (2004) 123521.  
 [44] K. Kadota and E. D. Stewart, JHEP **0312** (2003) 008  
 [45] A. D. Linde, Phys. Lett. B **129** (1983) 177 .  
 [46] A. A. Starobinsky, JETP Lett. **42** (1985) 152 [Pisma Zh. Eksp. Teor. Fiz. **42** (1985) 124].  
 [47] S. Dimopoulos, S. Kachru, J. McGreevy and J. G. Wacker, arXiv:hep-th/0507205; R. Easther and L. McAllister, arXiv:hep-th/0512102.  
 [48] K. Freese, J. A. Frieman and A. V. Olinto, Phys. Rev. Lett. **65** (1990) 3233; F. C. Adams, J. R. Bond, K. Freese, J. A. Frieman and A. V. Olinto, Phys. Rev. D **47** (1993) 426  
 [49] N. Arkani-Hamed, H. C. Cheng, P. Creminelli and

- L. Randall, Phys. Rev. Lett. **90**, 221302 (2003). 005.
- [50] J. E. Kim, H. P. Nilles and M. Peloso, JCAP **0501** (2005)