

CENTRAL STAR FORMATION IN PSEUDOBU LGES AND CLASSICAL BULGES

DAVID B. FISHER

DEPARTMENT OF ASTRONOMY, UNIVERSITY OF TEXAS, AUSTIN, TEXAS 78712;
DBFISHER@ASTRO.AS.UTEXAS.EDU

Draft version June 15, 2018

ABSTRACT

I use Spitzer 3.6-8.0 μm color profiles to compare the radial structure of star formation in pseudobulges and classical bulges. Pseudobulges are “bulges” which form through secular evolution, rather than mergers. In this study, pseudobulges are identified using the presence of disk-like structure in the center of the galaxy (nuclear spirals, nuclear bars, and high ellipticity in bulge); classical bulges are those galaxy bulges with smooth isophotes which are round compared to the outer disk, and show no disky structure in their bulge. I show that galaxies structurally identified as having pseudobulges have higher central star formation rates than those of classical bulges. Further, I also show that galaxies identified as having classical bulges have remarkably regular star formation profiles. The color profiles of galaxies with classical bulges show a star forming outer disk with a sharp change, consistent with a decline in star formation rates, toward the center of the galaxy. Classical bulges have a nearly constant inner profile ($r \lesssim 1.5$ kpc) that is similar to elliptical galaxies. Pseudobulges in general show no such transition in star formation properties from the outer disk to the central pseudobulge. Thus I conclude that pseudobulges and classical bulges do in fact form their stars via different mechanisms. Further, this adds to the evidence that classical bulges form most of their stars in fast episodic bursts, in a similar fashion to elliptical galaxies; where as, pseudobulges form stars from longer lasting secular processes.

Subject headings: galaxies:bulges — galaxies:spiral — galaxies:formation — galaxies:starburst

1. INTRODUCTION

Fundamental to understanding the formation of galaxies is understanding the mechanisms responsible for forming the stars in these galaxies. Bulges are thought to have formed their stars in and shortly after the fast, violent process of merging stellar systems (Schweizer 2005). However, secular evolution can make bulges as well. Secular evolution is the slow rearrangement of material within a galaxy. Kormendy & Kennicutt (2004) (here after KK04) gives a thorough review of the properties of bulges thought to be built by secular evolution, and show many examples of pseudobulges that could not have been made by mergers. Secular drivers often work by causing gas to lose angular momentum and fall to the center of the galaxy. This effect is quite pronounced in galaxies with bars. Hydrodynamical simulations of gas in barred potentials, by Athanassoula (1992) show that shocks on the leading edge of bars cause this angular momentum loss. Observations of velocity contours crowding on the leading edges of bars supports this theory (Downes et al. 1996; Regan et al. 1999). It is also well known that the surface density of star formation scales as a power law with the surface density of gas, $\Sigma_{SFR} \propto \Sigma_{gas}^{1.4}$ (Kennicutt 1998). Therefore if enough gas is driven to the center of a disk galaxy, star formation will convert the gas into a pseudobulge. KK04 gives a connection between ISM and star formation properties to a specific kind of pseudobulge (those have star forming nuclear rings). They show that star formation rate densities for circumnuclear rings are higher than their associated outer disks. Further, KK04 estimates the timescale upon which circumnuclear disks are converted into stellar disks, giving an estimate ~ 0.2 -2 Gyr for

pseudobulge formation. Therefore, active star formation should be present in many present day pseudobulges.

Recent work on star formation in the central kiloparsec of galaxies has shown that many bulges are forming stars, and that secular evolution may be responsible. Regan et al. (2001) compares the radial distribution of CO to the stellar light profiles in 15 spiral galaxies. They find that 8 of the 15 galaxies show an excess of CO emission in the “bulge” region of the galaxy, and further that the central CO radial distribution is similar to that of the stellar light. Helfer et al. (2003) find that 45% of the galaxies in the BIMA SONG survey have a peak CO emission within the central 6”, while many galaxies have a central hole in the CO map. This suggests that there may be multiple types of molecular gas distributions in galaxies. Regan et al. (2001) note that this could be the consequence of a bulge being formed via secular evolution. Stellar age gradients in bulges of disk galaxies suggest multiple formation mechanisms as well. Moorthy (2005) find that many bulges follow correlations with ellipticals. However many bulges have younger stellar populations in the center of the bulge, suggesting an outside in formation.

Sakamoto et al. (1999) compare the concentration of molecular gas in the center of galaxies to the frequency of drivers for secular evolution (i.e. bars). They find, with a sample of 20 galaxies, that molecular gas is more centrally concentrated in galaxies with bars. Recently, Sheth et al. (2005) shows that among galaxies selected to be bright in CO, barred galaxies have more centrally concentrated gas than in galaxies without bars. However, they do find a few barred galaxies which do not show a large presence of molecular gas.

In this letter I tie together indicators of star formation




FIG. 1.— HST images of the centers of two spiral galaxies. On left is an HST WFPC2 F606W image of a typical pseudobulge, NGC 4536. On the right is an ACS F814W image of a galaxy identified as having classical bulge, NGC 2841. Notice that in the classical bulge the over all structure is mainly featureless and round; where as the pseudobulge is quite different it is not very round and shows a nuclear spiral. In both images the line in the lower right corner indicates 5 arcseconds.

rates (SFR) with other measures of secular evolution. I show that galaxies with any central structure indicative of pseudobulges exhibit an enhanced amount of star formation (as indicated by the 3.6-8.0 μm color profile and PAH emission). I also show that timescales are plausible to assume that these pseudobulges are being built by mostly star formation.

2. PSEUDOBULGE IDENTIFICATION

Results from HST surveys of centers of late type galaxies (Carollo et al. 2001) have shown that many galaxies harbor nuclear spirals, bars, and rings; these are disk phenomena and are not possible in a hot stellar system. Also, many spiral galaxies have similar central fattenings compared to their outer disk (Kormendy 1993; Fathi & Peletier 2003). Further Kormendy (1993) shows that many bulges have cold stellar dynamics, more reminiscent of disks than elliptical galaxies. Many studies also suggest that the shape of the stellar surface brightness profile of bulges (in bulge-disk decompositions) can be used to identify pseudobulges. Pseudobulges have nearly exponential surface brightness profiles, as opposed to classical bulges which are closer to $r^{1/4}$ profiles Courteau et al. (1996); Carollo et al. (2001); Fisher (????).

KK04 ties all of this together into a single picture, suggesting that bulges exhibiting these properties are formed through secular evolution. In this study, I classify galaxies as having a pseudobulge using bulge morphology; thus if the “bulge” is or contains a nuclear bar, nuclear spiral, nuclear ring, and/or the flattening in the central region is similar to the flattening in the outer disk, the “bulge” is actually a pseudobulge. Conversely if the bulge is featureless and more round than the outer disk, the bulge is called a classical bulge.

Figure 1 illustrates a typical example of what I identify as a pseudobulge (left) and a classical bulge (right). Notice first that the classical bulge (NGC 2841) has a smooth stellar light profile. There is no reason evident in the image to think that this galaxy harbors a pseudobulge. This galaxy has little to no dust emission

in the bulge. Helfer et al. (2003) find no molecular gas in the center. This classical bulge is not actively forming stars. It is worth noting that the presence of a little dust in the center of a galaxy does not necessarily mean that the bulge is a pseudobulge. Lauer et al. (2005) provide many examples of nuclear dust in elliptical galaxies, which certainly did not form through secular evolution. Thus, merely relying on visual identification of dust in bulges for pseudobulge identification should be done with care.

NGC 4536 is an example of a galaxy with nuclear spiral structure and patchiness (i.e. a pseudobulge). A decomposition of the stellar surface brightness profile shows that the pseudobulge dominates the light profile out 8.5 arcseconds. This implies that the entire pseudobulge appears to exhibit spiral structure. Koda et al. (2005) find that the central 500 pc of this galaxy is forming stars at the rate of $\sim 9 M_{\odot} \text{ yr}^{-1} \text{ kpc}^{-2}$.

I carry out this classification process on disk galaxies in the Spitzer archive data, spanning the Hubble types S0 to Sc. I select from that only galaxies that also have available visible band images in the the HST archive, for pseudobulge identification. Three elliptical galaxies are added for comparison. Galaxies in which bulge classification is uncertain, or those with bright AGNs are not included. The total sample is 50 galaxies.

3. PAH EMISSION AND COLOR PROFILES

I use the Spitzer IRAC 8 μm channel as an indicator of star formation rates. The usefulness of IR flux as a star formation rate indicator has been proven by Wu et al. (2005). They show that luminosities a stellar light adjusted 8 μm channel, $L(\text{PAH}) = L(8\mu\text{m}) - 0.26 L(3.6\mu\text{m})$, correlate well for giant galaxies with other star formation indicators, namely radio luminosity and $\text{H}\alpha$ flux.

The aim of this letter is to determine if bulges that are believed to have formed via secular evolution are more likely to be forming stars activeley than bulges believed to have formed in mergers. I expect to find that galaxies which are found to harbor pseudobulges should

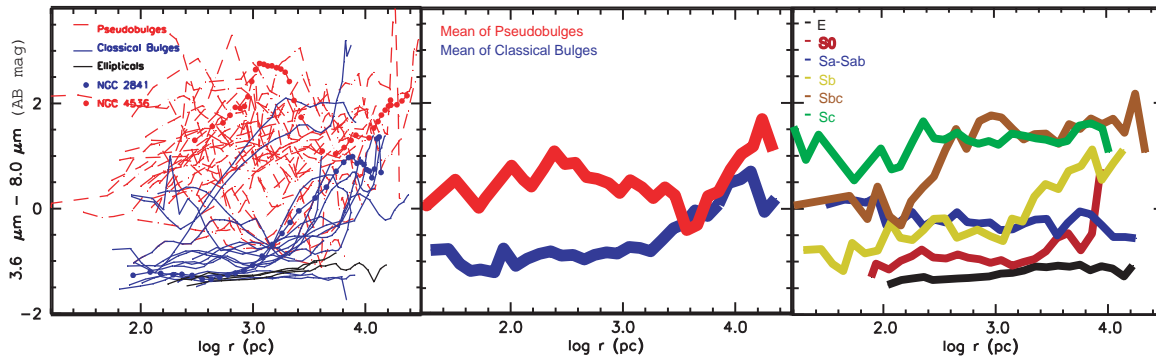


FIG. 2.— Profiles of all 50 galaxies considered in the sample. The left panel shows color profiles of all galaxies, the middle panel compares the averages of pseudobulges and classical bulges, and the right panel shows the average profiles of each Hubble type.

have a more centrally concentrated distribution of PAH emission, than galaxies found to have classical bulges. To test this claim I calculate surface brightness profiles of Spitzer fluxes in $3.6 \mu\text{m}$ and $8 \mu\text{m}$. This allows me to compare the distribution stars to that of PAH emission in each galaxy.

The disparity in star formation properties between pseudobulges and classical bulges is evident in the $3.6 \mu\text{m}$ - $8 \mu\text{m}$ color profiles, shown in Figure 2 (left panel). Note that the $8 \mu\text{m}$ data in the color profile is not corrected for stellar light. In these color profiles regions with redder colors are more actively forming stars (higher PAH emission per stellar luminosity). Figure 2 shows that those galaxies identified as having a pseudobulge do not have markedly different color profiles in their bulges as compared to their associated outer disks. Perhaps more compelling is the regular behavior of the classical bulge profiles. In general, classical bulges show a marked change in color profile getting bluer, indicating a change toward smaller star formation rates. The $3.6 \mu\text{m}$ -

$8 \mu\text{m}$ colors of classical bulges agree quite well with those of elliptical galaxies (shown as black lines). Also shown (in the middle panel) is the averaged profile of the pseudobulges (red line) and classical bulges (blue line). The average profile of the pseudobulges shows a modest decline but is roughly constant across the entire profile. Especially compared to the average profile of the classical bulges, which shows the decrease in star formation rates in the centers.

Pieces of the puzzle of bulge formation are fitting together. Those galaxies identified as pseudobulges are forming their stars at similar rates to outer disks. KK04 state that pseudobulge recognition is possible because pseudobulges have a memory of their disky past. This is generally referring to pseudobulges having cold stellar dynamics, like disks. It appears that this statement applies to star formation as well; the processes which make pseudobulges are believed to be disk processes. Wyse et al. (1997) remark that “bulges are more like their disk than they are like each other.” Comments like this reflect a history in which all bulge-like structures were thought to have come from similar formation events. However, one sees clearly that separating out pseudobulges from (merger built) classical bulges results in quite regular star formation properties in classical bulges.

4. VARIATION WITH MORPHOLOGY

The idea that secular evolution becomes more important at later Hubble types is well accepted (KK04 and references therein). If pseudobulges build their mass slowly, then it should be less likely to find a large pseudobulge because it would take longer to form. Previous studies have found that earlier type spirals which show molecular gas emission are emitting at higher luminosities than later types (Sheth et al. 2005). This is actually not surprising. Sa and S0 pseudobulges do exist (KK04). Also, the Hubble sequence is one of decreasing bulge to disk ratio; thus secular evolution may be either more pronounced or longer lived in galaxies which are to become Sa galaxies. To account for variation in bulge mass I calculate specific star formation rates (SFR normalized by the total stellar mass of the same region). Stellar bulge masses are calculated by integrating the the $3.6 \mu\text{m}$ emission within 1.5 kpc, and assuming $M/L_{3.6} \sim 1$. Figure 3 shows the specific star formation rates for the central 1.5 kpc of each disk galaxy in my sample. In

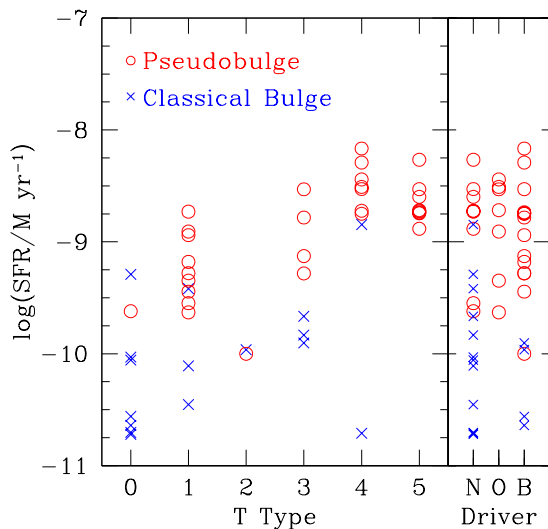


FIG. 3.— Both panels show specific SFR of the central 1500 pc (star formation normalized by the stellar mass). Left panel shows dependence of specific SFR of bulges and pseudobulges on Hubble type. The right panel shows specific star formation of central 1500 pc plotted against secular driving mechanism B=bar, O=oval, and N=neither bar nor oval.

this sample pseudobulges in Sa galaxies have roughly the same or lower amounts of central star formation per unit mass than later types. Though, it is worth noting that any study of Hubble types with a sample size of 20-50 galaxies will inevitably involve small number statistics.

The right most panel of figure 2 shows that star formation dominates the inner kiloparsec of late type galaxies (Sbc & Sc), has moderate effects of intermediate types (Sa & Sb) and has little to no central star formation in early types (E & S0). The right panel of figure 3 shows the dependence of specific star formation rates on secular driving mechanism. It also illustrates the frequency of pseudobulge and bulges in galaxies with ovals (O), bars (B), and neither (N). The result is that the average amount of central star formation rates for galaxies with ovals and bars is about the same. Galaxies with a regular spiral pattern (neither bar nor oval) show on average lower star formation rates. This is in agreement with the findings of Sakamoto et al. (1999) and Sheth et al. (2005). I find, as Sheth et al. does, that some barred galaxies exist that are not on the high end of star formation rates. I also find that these galaxies are not pseudobulges, possibly implying that secular evolution in galaxies with a preexisting classical bulge is limited, or more difficult. Another possibility is the proposal of Jogee et al. (2005), that there are multiple stages of secular evolution. In this case early stages are not actively forming stars. These barred non-star forming bulges could be in the earlier (pre-starburst) stages of evolution.

5. CONCLUSIONS

In this letter I have calculated the PAH profiles and color profiles for 50 galaxies spanning the Hubble types E to Sc. I use HST images to identify pseudobulges (bulges made through secular evolution) and classical bulges (bulges made through hierarchical mergers). I interpret the PAH emission as being directly proportional to the star formation rate, as shown by Wu et al. (2005). And thus I compare the incidence of active central star formation to the presence of pseudobulge or classical bulge structures.

Pseudobulges are shown to have higher specific star formation rates than classical bulges. As well the PAH emission profiles of pseudobulges are brighter and more centrally concentrated. I also show that galaxies with bars or ovals on average have brighter central PAH

emission than galaxies without strong drivers of secular evolution, which is in agreement with previous findings.

As a sanity check I can calculate the time it would take the pseudobulges in my sample to form their associated stellar masses. This is done by simply inverting the specific star formation rates in Figure 3. I calculate growth times typically 0.1-5.0 Gyr, with a median of 0.6 Gyr. Thus, assuming that the star formation is a prolonged event, it is plausible that these galaxies have had sufficient time to form a bulge with this amount of star formation. And it is worth noting the similarity to the gas consumption time scales calculated in KK04, implying that secularly driven star formation plays a strong role in forming pseudobulges. As well as the agreement with stellar populations work of Thomas & Davies (2006) who show that many bulges “must have experienced star formation events involving 10-20% of their mass in the past 1-2 Gyr.”

The behavior of star formation rates in mergers is well studied (see Schweizer 2005 for review); the expectation is that shocks will induce massive star burst and exhaust available fuel relatively quickly. Thus, we do not expect to find merger built bulges (or elliptical galaxies) which are actively forming stars. The response of gas to form stars due to secular evolution is less well understood, theoretically. Secular evolution will funnel gas inward (KK04 for review). Therefore our finding that galaxies with pseudobulges are much more likely to be actively forming stars is consistent with a formation of pseudobulge via secular evolution.

I wish to thank Prof. John Kormendy and Dr. Niv Drory for helpful discussion, and prompting me to write this letter. This work is based in part on observations made with the Spitzer Space Telescope, which is operated by the Jet Propulsion Laboratory, California Institute of Technology under a contract with NASA. Some/all of the data presented in this paper were obtained from the Multimission Archive at the Space Telescope Science Institute (MAST). STScI is operated by the Association of Universities for Research in Astronomy, Inc., under NASA contract NAS5-26555. Support for MAST for non-HST data is provided by the NASA Office of Space Science via grant NAG5-7584 and by other grants and contracts.

REFERENCES

- Athanassoula, E. 1992, *MNRAS*, 259, 345
 Carollo, C. M., Stiavelli, M., de Zeeuw, P. T., Seigar, M., & Dejonghe, H. 2001, *ApJ*, 546, 216
 Courteau, S., de Jong, R. S., & Broeils, A. H. 1996, *ApJ*, 457, L73+
 Downes, D., Reynaud, D., Solomon, P. M., & Radford, S. J. E. 1996, *ApJ*, 461, 186
 Fathi, K., & Peletier, R. F. 2003, *A&A*, 407, 61
 Fisher, D. B. ????
 Helfer, T. T., Thornley, M. D., Regan, M. W., Wong, T., Sheth, K., Vogel, S. N., Blitz, L., & Bock, D. C.-J. 2003, *ApJS*, 145, 259
 Jogee, S., Scoville, N., & Kenney, J. D. P. 2005, *ApJ*, 630, 837
 Kennicutt, R. C. 1998, *ApJ*, 498, 541
 Koda, J., Okuda, T., Nakanishi, K., Kohno, K., Ishizuki, S., Kuno, N., & Okumura, S. K. 2005, *A&A*, 431, 887
 Kormendy, J. 1993, in *IAU Symp. 153: Galactic Bulges*, 209+
 Kormendy, J., & Kennicutt, R. C. 2004, *ARA&A*, 42, 603
 Lauer, T. R., Faber, S. M., Gebhardt, K., Richstone, D., Tremaine, S., Ajhar, E. A., Aller, M. C., Bender, R., Dressler, A., Filippenko, A. V., Green, R., Grillmair, C. J., Ho, L. C., Kormendy, J., Magorrian, J., Pinkney, J., & Siopis, C. 2005, *AJ*, 129, 2138
 Moorthy, B. K., H. J. 2005, *astro-ph/0512346*
 Regan, M. W., Sheth, K., & Vogel, S. N. 1999, *ApJ*, 526, 97
 Regan, M. W., Thornley, M. D., Helfer, T. T., Sheth, K., Wong, T., Vogel, S. N., Blitz, L., & Bock, D. C.-J. 2001, *ApJ*, 561, 218
 Sakamoto, K., Okumura, S. K., Ishizuki, S., & Scoville, N. Z. 1999, *ApJ*, 525, 691
 Schweizer, F. 2005, in *ASSL Vol. 329: Starbursts: From 30 Doradus to Lyman Break Galaxies*, 143+
 Sheth, K., Vogel, S. N., Regan, M. W., Thornley, M. D., & Teuben, P. J. 2005, *ApJ*, 632, 217
 Thomas, D., & Davies, R. L. 2006, *MNRAS*, 366, 510
 Wu, H., Cao, C., Hao, C.-N., Liu, F.-S., Wang, J.-L., Xia, X.-Y., Deng, Z.-G., & Young, C. K.-S. 2005, *ApJ*, 632, L79
 Wyse, R. F. G., Gilmore, G., & Franx, M. 1997, *ARA&A*, 35, 637