

VIRGO sensitivity to binary coalescences and the Population III black hole binaries

K. Kulczycki¹, T. Bulik^{2,1}, K. Belczyński^{3,4}, and B. Rudak¹

¹ Nicolaus Copernicus Astronomical Center, Bartycka 18, 00716 Warsaw, Poland

² Astronomical Observatory, Warsaw University, Al Ujazdowskie 4, 00478 Poland

³ New Mexico State University, Department of Astronomy, 1320 Frenger Mall, Las Cruces, NM 88003

⁴ Tombaugh Fellow

Received 00 month 0000 / Accepted 00 month 0000

ABSTRACT

Aims. We analyze the properties of VIRGO detector with the aim of studying its ability to search for coalescing black hole binaries. We focus on the remnants of the Population III stars, which currently should be massive black holes ($\sim 100 - 1000 M_{\odot}$), some of them bound in binary systems. The coalescence of such binaries due to emission of gravitational waves may be currently observable.

Methods. We use a binary population synthesis to model the evolution of Population III binaries.

Results. We calculate the signal to noise ratios of gravitational waves emitted by the system in each of the coalescence phase: inspiral, merger and ringdown, and provide simple formulae for the signal to noise ratio as a function of masses of the binaries. We estimate the detection rates for the VIRGO interferometer and also compare them with the estimates for the current LIGO. We show that these expected rates are similar to, or larger than the expected rates from coalescences of Population I and II compact object binaries.

Key words. Gravitations waves, Stars: binaries: general

1. Introduction

The high frequency gravitational wave detectors are approaching their specified sensitivities. The LIGO observatory (Abramovici et al. 1992) is already taking data, while VIRGO (Bradaschia 1990) undergoes the engineering runs. It is therefore very important to study in detail the detectability of different types of gravitational wave sources with the current detectors.

A new class of sources - black hole binaries originating in population III stars - was recently suggested (Belczynski et al. 2004). Baraffe et al. (2001) have shown that zero metallicity stars are stable, and can form intermediate mass $\approx 100 - 500 M_{\odot}$ black holes (Heger & Woosley 2002). They have shown that the stars with the initial masses between 140 and 260 M_{\odot} undergo violent pair instability explosions and leave no remnant while the stars outside these mass range leave black holes with essentially the same mass as the initial star. Numerical investigation of Bromm et al. (1999, 2002) of Population III star formation indicate that their initial mass function allowed a much larger number of massive stars than that of Population I. Wyithe & Loeb (2004) have considered detectability of gravitational waves emitted in the process of black hole growth on the Population III black hole seeds.

It is therefore important to ask a question whether Population III stars could form binaries. However, it was recently shown by Saigo et al. (2004) that a rotating metal free cloud may lead to formation of a metal free binary. Moreover, massive stars may form from clouds of slightly enhanced metallicity which may cool off more efficiently. All known stellar populations contain a large fraction of binaries.

The detectability analysis of Population III black hole binaries was performed by Belczynski et al. (2004) for the case of the advanced LIGO detector. In that paper a simple model of the evolution of the Population III stars was developed. The model was based on numerical calculation of stellar evolution. A top heavy initial mass function was assumed, and a binary fraction of Population III stars of 10%. The number of stars was estimated with the assumption that a fraction of 10^{-3} of the baryonic mass in the Universe was processed in Population III binaries.

In this paper we investigate the detectability of the Population III black hole binaries with the current configuration of LIGO, and with VIRGO at the expected sensitivity. The signal to noise from a compact object coalescence for the LIGO detector has been calculated by Flanagan & Hughes (1998). In section 2 we estimate the signal to noise for VIRGO using the same formalism. The detection rate is calculated in section 3, while section 4 contains conclusions and discussion.

2. Signal to Noise Ratio

To calculate the signal to noise ratio of gravitational wave from binary black hole coalescence by the VIRGO detector we follow the formalism of Flanagan & Hughes (1998). We find the average of the squared signal to noise ratio (SNR) over all orientations of and directions to the source, $\langle \rho^2 \rangle$:

$$\left(\frac{S}{N}\right)^2 = \langle \rho^2 \rangle = \frac{2(1+z)^2}{5\pi^2 D(z)^2} \int_0^\infty \frac{1}{f^2 S_h(f)} \frac{dE_e}{df_e} [(1+z)f] df, \quad (1)$$

where z is the redshift of the system, $D(z)$ is the luminosity distance, $S_h(f)$ is the one sided power spectral density of the interferometer and dE_e/df_e is the locally measured wave energy spectrum. We also introduce the frequency f at the source and $f_e = (1+z)^{-1}f$ at the interferometer. In this section we follow the system of units in which $G = c = 1$.

Flanagan & Hughes (1998) approximated the sensitivity curve of the detector with the quantity $h_{\text{rms}}(f) = \sqrt{f S_h(f)}$, i.e. root mean squared fluctuation in the noise at frequency f in a bandwidth $\Delta f = f$, and then fitting them with power laws. We have analogously approximated the VIRGO sensitivity (Punturo 2004) with a simple analytical model:

$$h_{\text{rms}}(f) = \begin{cases} \infty & \text{for } f < f_s \\ h_m \left(\frac{\alpha f}{f_m}\right)^{-2} & \text{for } f_s \leq f < \frac{f_m}{\alpha} \\ h_m & \text{for } \frac{f_m}{\alpha} \leq f \leq \alpha f_m \\ h_m \left(\frac{f}{\alpha f_m}\right)^{3/2} & \text{for } \alpha f_m < f \end{cases} \quad (2)$$

with parameters:

$$\begin{cases} f_s = 2 \text{ Hz} \\ f_m = 128 \text{ Hz} \\ \alpha = 3.2 \\ h_m = 5.12 \cdot 10^{-22} \end{cases} \quad (3)$$

The VIRGO design sensitivity curve and the fit are shown in Figure 1. Our approximation of the VIRGO sensitivity curve differs from the one used for the initial LIGO detector by Flanagan & Hughes (1998) in the low frequency domain. In this domain initial LIGO sensitivity curve has been approximated by a function $h_{\text{rms}}(f) \sim f^{-3/2}$, while the slope of the VIRGO sensitivity curve is steeper, with $h_{\text{rms}}(f) \sim f^{-2}$, yet it extends further to the low frequency regime. This modifies the analytical formulae for the signal to noise ratio, especially for the high mass merging compact objects.

The energy spectrum $dE_e[(1+z)f]/df_e$ has different form depending on the coalescence phase: inspiral, merger or ringdown. In the following we have the same definitions of the energy spectra in these phases as used by Flanagan & Hughes (1998). For the inspiral phase we have used the formula:

$$\frac{dE}{df} = \frac{1}{3} \pi^{2/3} \mu M^{2/3} f^{-1/3}, \quad (4)$$

where μ is the reduced mass of the system, while M is its total mass, and $f < f_{\text{merge}} = 0.02/M$, the frequency at which the inspiral phase ends. The merger phase energy spectrum was approximated by a flat spectrum between f_{merge} and the quasi normal mode frequency $f_{\text{qnr}} = 0.13/M$:

$$\frac{dE}{df} = \frac{\epsilon_m M F(\mu/M)}{f_{\text{qnr}} - f_{\text{merge}}} \Theta(f - f_{\text{merge}}) \Theta(f_{\text{qnr}} - f), \quad (5)$$

where ϵ_m is the fraction of mass energy radiated during merger phase which we assumed to be $\epsilon_m = 0.1$, $\Theta(x)$ is the step function, and $F(\mu/M) = (4\mu/M)^2$. Finally, the energy spectrum in the ringdown phase is

$$\frac{dE}{df} = \frac{A^2 M^2 f^2}{32\pi^3 \tau^2} \left\{ \frac{1}{[(f - f_{\text{qnr}})^2 + (2\pi\tau)^{-2}]^2} + \frac{1}{[(f + f_{\text{qnr}})^2 + (2\pi\tau)^{-2}]^2} \right\} \approx \quad (6)$$

$$\approx \frac{1}{8} A^2 Q M^2 \delta(f - f_{\text{qnr}}) [1 + O(1/Q)], \quad (7)$$

where $Q = \pi\tau f_{\text{qnr}}$ is the quality factor, τ is the damping time of the quasi-normal mode of the newly formed black hole, and A is the initial amplitude of the wave. The quality factor is approximately $Q \approx 12$, we assume that the initial amplitude $A = 0.4$. The amplitude scales as $F(\mu/M)$ for non equal mass binaries.

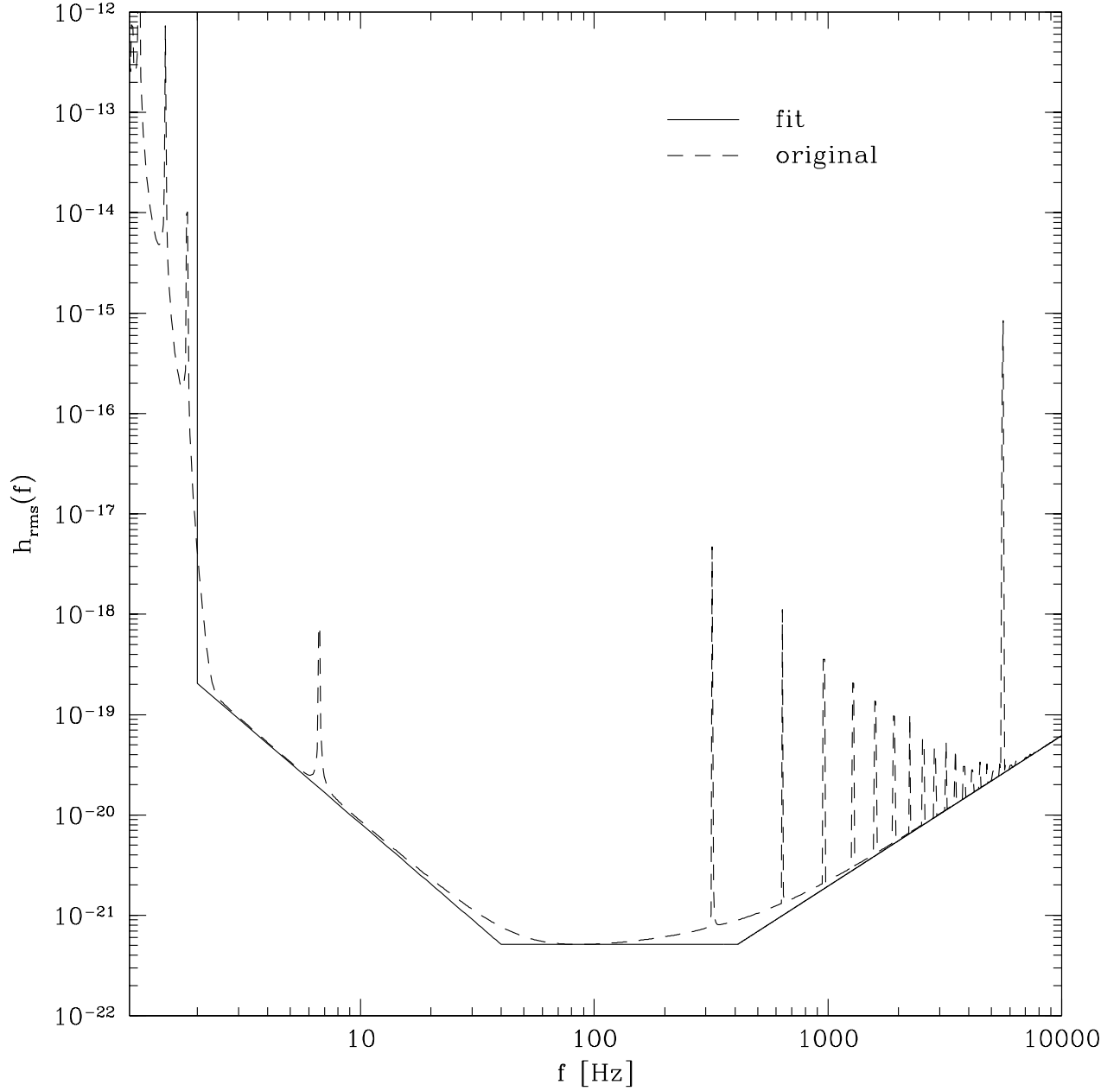


Fig. 1. The VIRGO sensitivity curve expressed as $h_{\text{rms}}(f) = \sqrt{fS_h(f)}$ (dashed lines) and the approximation used in this work (solid lines).

The details of the calculation are shown in the Appendix. Here we present the final results in a form useful for future calculations. In the inspiral phase the signal to noise ratio is:

$$\frac{S}{N} = \frac{M_z^{5/6}}{D_{100}} \sqrt{\frac{4\mu}{M}} \times \begin{cases} 0.95 \sqrt{1 - 3.26 \times 10^{-5} M_z^{10/3}} & \text{for } M_z < 9.9 \\ 1.21 \sqrt{1 - 0.197 M_z^{1/3}} & \text{for } 9.9 < M_z < 102 \\ 5.64 \times 10^{-4} \sqrt{8.69 \times 10^{12} M_z^{-11/3} - 1} & \text{for } 102 < M_z < 2027 \\ 0 & \text{for } 2027 < M_z \end{cases} \quad (8)$$

where $M_z = M(1+z)/M_\odot$, and $D_{100} = D/100 \text{ Mpc}$. In the merger phase the signal to noise ratio is:

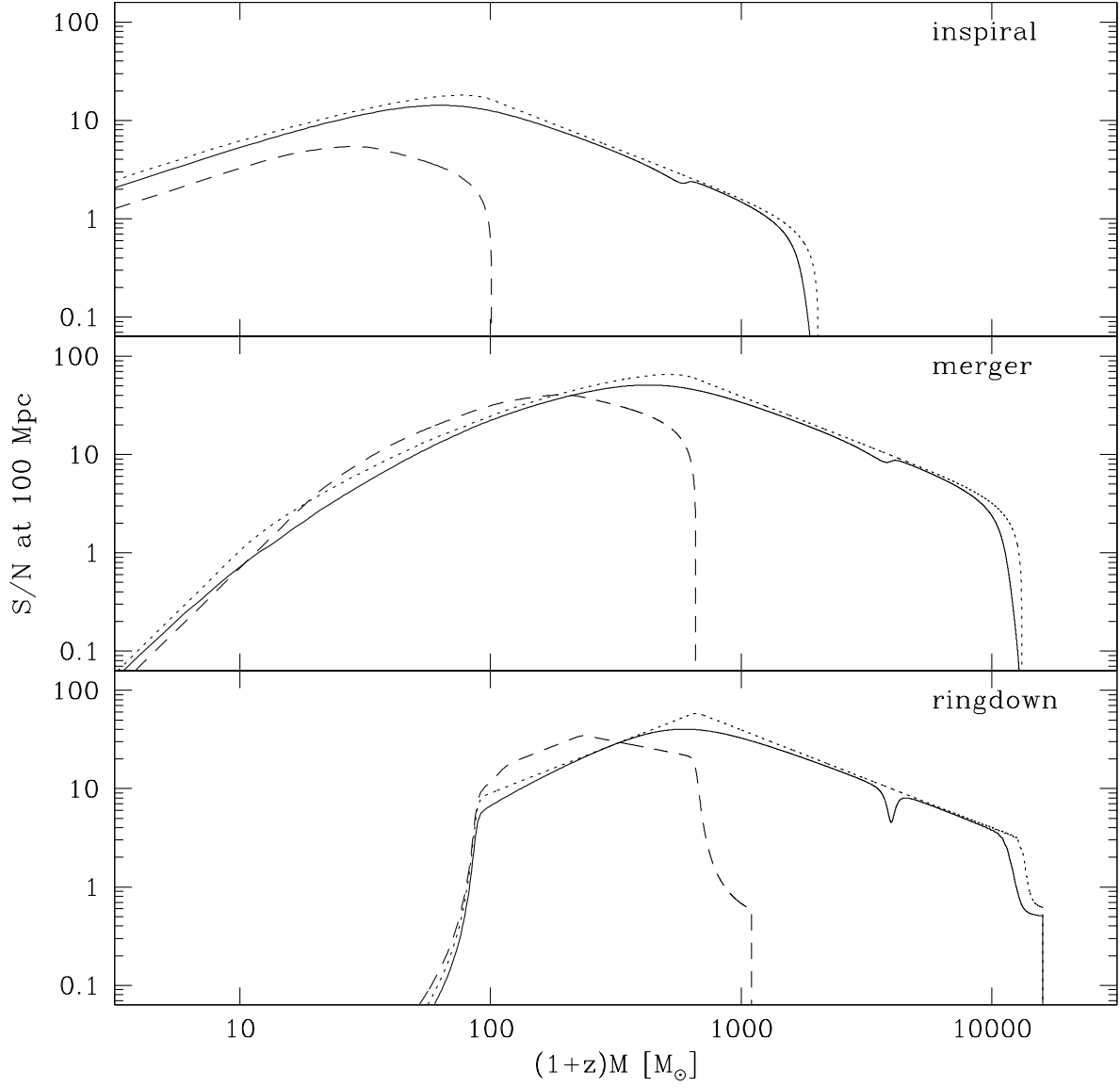


Fig. 2. SNR as a function of the redshifted total mass of a merging binary for VIRGO (solid lines) and initial LIGO (dashed lines). The dotted lines present the numerical results obtained using the approximate noise curve. The upper panel shows SNR in the inspiral phase, the middle panel in the merger phase, and the lower panel in the ringdown phase.

$$\frac{S}{N} = \frac{1}{D_{100}} \frac{4\mu}{M} \begin{cases} 3.38 \times 10^{-3} M_z^{5/2} & \text{for } M_z < 9.9 \\ 9.13 \times 10^{-2} M_z \sqrt{4 \log\left(\frac{M_z}{9.9}\right) - \frac{M_z^3}{2.0 \times 10^5} + \frac{4}{3}} & \text{for } 9.9 < M_z < 64.3 \\ 0.25 \times M_z & \text{for } 64.3 < M_z < 102 \\ 9.13 \times 10^{-2} M_z \sqrt{1 + 4 \log\left(\frac{659}{M_z}\right) - \frac{1.05 \times 10^8}{M_z^2}} & \text{for } 102 < M_z < 663 \\ 3.96 \times 10^4 \frac{1}{M_z} & \text{for } 663 < M_z < 2027 \\ 9.13 \times 10^{-2} M_z \sqrt{\frac{1.88 \times 10^{11}}{M^4} - 6.25 \times 10^{-6}} & \text{for } 2027 < M_z < 13169 \end{cases} \quad (9)$$

Finally in the ringdown phase the signal to noise is:

$$\frac{S}{N} = \frac{1}{D_{100}} \frac{4\mu}{M} \begin{cases} 1.80 \times 10^{-4} M_z^{5/2} & \text{for } M_z < 63.4 \\ 0.0938 M_z & \text{for } 63.4 < M_z < 650 \\ 4.126 \times 10^4 \frac{1}{M_z} & \text{for } 650 < M_z < 13265 \\ 0 & \text{for } 13265 < M_z. \end{cases} \quad (10)$$

We have calculated the SNR using the above approximate formulae, as well as numerically integrating the noise spectrum given in (Punturo 2004). The results are shown in Figure 2. We also show for comparison the SNR for the initial LIGO configuration. The inspiral phase signal to noise decreases quickly with increasing mass when $(1+z)M > 100M_\odot$ for VIRGO. However, for VIRGO the merger and ringdown phase S/N peaks at about $800 - 1000M_\odot$, where the LIGO sensitivity already drops down. Thus VIRGO may be able to catch the signal of black hole binary coalescence with the total masses above $500M_\odot$. The sensitivity of VIRGO detector is similar to that of the initial LIGO for the merging binaries with the masses below $200M_\odot$. However, the difference in sensitivity in the low frequency regime leads to improvement of the expected S/N ratio in VIRGO for large redshifted masses.

3. Detection Rate

In order to estimate the detection rate in VIRGO and LIGO we simulate the evolution of massive Population III stars, using the models of Belczynski et al. (2004). We made the same assumptions about the evolution of Population III stars: the initial mass function is assumed to have a slope of -2 above $100M_\odot$ and extends up to $500M_\odot$. We use the numerical results of Baraffe et al. (2001); Marigo et al. (2001); Heger & Woosley (2002) to describe the stellar evolution tracks, and calculate the He core masses with the results of Heger & Woosley (2002). The outcome of the nuclear evolution follows from Heger et al. (2003). We include pair instability supernovae so stars with initial masses between 140 and $260M_\odot$ leave no remnants. Similarly to the population synthesis of Population I stars, the initial orbits are drawn from a distribution flat in logarithm, and the initial mass ratio distribution is flat. The binary fraction is assumed to be 10%. For more details see Belczynski et al. (2004). This model of evolution of Population III binaries provides an estimate of the distribution of masses and lifetimes of the binaries. We assume a constant star formation rate between redshift 10 and 30, and obtain the black hole binary birth distribution function $F(M, t, z) = \Theta(z-10)\Theta(30-z) \sum \delta(M - M_i)\delta(t - t_i)$, where the sum goes over all the systems in the simulation. About 10^{-3} of the baryonic mass of the Universe must have been processed through Population III stars (Madau & Rees 2001) which leads to the comoving rate of Population III star formation of $R_{\text{sfr}} \approx 1.4 \cdot 10^{-2} M_\odot \text{Mpc}^{-3} \text{yr}^{-1}$. The calculations are carried out for a flat cosmological model with $\Omega_m = 0.3$, $\Omega_\Lambda = 0.7$ and the Hubble constant $H_0 = 67 \text{ km/s/Mpc}$. The luminosity distance, $D(z)$, is given by (see e.g. Bulik et al. (2004))

$$D(z) = c(1+z) \int_0^z (1+z') \left| \frac{dt}{dz'} \right| dz', \quad (11)$$

where t is the cosmic time:

$$\left| \frac{dt}{dz} \right| = \frac{1}{H_0(1+z) \sqrt{\Omega_m(1+z)^3 + \Omega_\Lambda}}. \quad (12)$$

The observed black hole binaries coalescence rate is given by:

$$\frac{dR}{dM} = \int_0^{z_{\text{max}}} \frac{df_{\text{coal}}(z)}{dM} \frac{1}{1+z} \frac{dV}{dz} dz, \quad (13)$$

where the maximum redshift z_{max} is estimated using equations (A.2), (A.3) and (A.4) for the three phases of coalescence respectively, for a given SNR value in the detector. The comoving volume element is:

$$\frac{dV}{dz} = \frac{4\pi c D(z)^2}{1+z} \left| \frac{dt}{dz} \right|.$$

The black hole binary coalescence rate, $df_{\text{coal}}(z)/dM$, depends on the birth rate of the binaries retarded by their evolutionary time:

$$\frac{df_{\text{coal}}(z)}{dM} = \int dt' F(M, t', z_f), \quad (14)$$

where z_f is the source formation redshift, which can be found by solving the following integral:

$$t' = \int_z^{z_f} \left| \frac{dt}{dz} \right| dz. \quad (15)$$

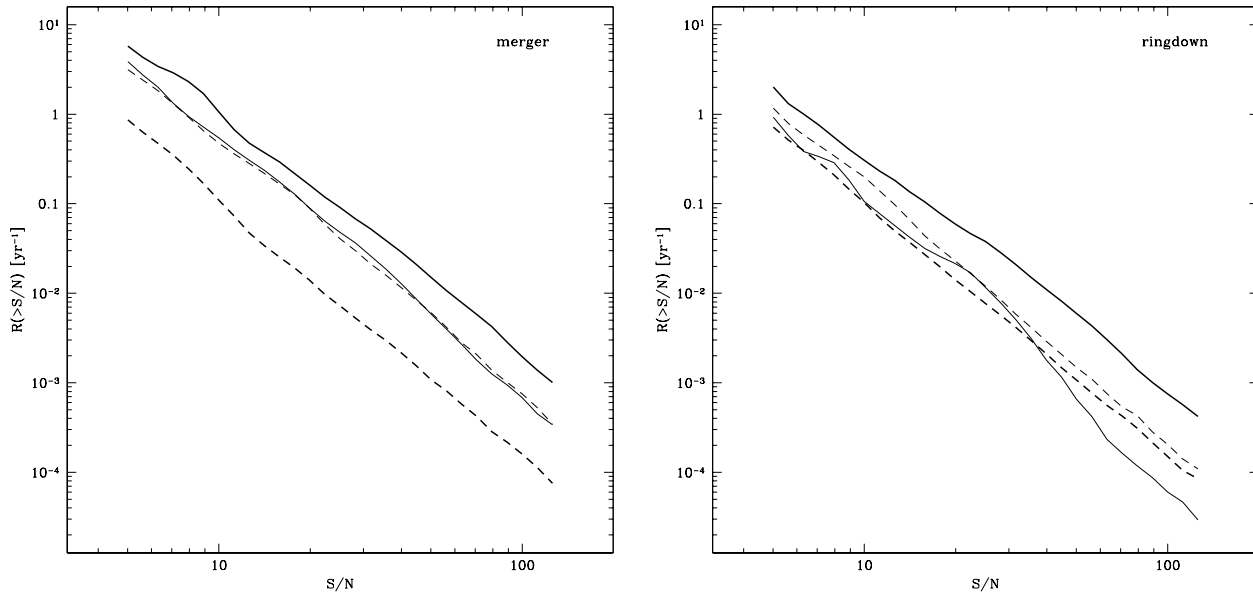


Fig. 3. Expected observed coalescence rate of Population III black hole binaries as a function of SNR for the VIRGO (solid lines) and initial LIGO (short dashed lines) detectors, while the long dashed lines show the expected rates in the advanced LIGO (Belczynski et al. 2004). The thick lines correspond to the case without hardening of the binaries while the thin lines show the case when all binaries are hardened by a factor of ~ 10 . Left panel corresponds to the merger phase, and the right panel to the ringdown phase.

In the calculation of the binary inspiral time we also consider the possibility that there are additional factors leading to tightening of the orbits. These may be due to interaction with the ISM or with stars in dense centers of Galaxies, where such binaries are likely to sink. We model these processes by considering a model in which the orbits are additionally tightened (the binaries become harder) by a factor of ten.

We present the results of the rate calculation as a function of the signal to noise in Figure 3. Each plot contains two sets of curves: the rate for the VIRGO detector, the rate for the initial LIGO. These rates are lower by a factor about $\sim 10^4$ than the ones calculated by Belczynski et al. (2004). In each case we present the rates assuming that the binaries evolve without interacting with other stars or gas, and with the assumption that they are hardened by a factor of 10.

The detection rates do not depend strongly on the assumed evolution of binaries and are similar in the merger and the inspiral phase. For the assumed $S/N \approx 10$ the detection rate without hardening is $R(> S/N) \approx (1 - 10) \text{ yr}^{-1}$. It drops with increasing required SNR and for $S/N \approx 20$ it is about ten times less ($R(> S/N) \approx (0.1 - 1) \text{ yr}^{-1}$). Since the required SNR in the detector corresponds roughly to the maximal distance out to which coalescences are detectable the rate drops with as $(S/N)^{-3}$. On the other hand the rate increases with the inverse cube of the detector sensitivity - the minimum detectable strain amplitude.

In Figure 4 we present the distribution of total masses of the binaries detectable in merger and ringdown phases for the cases with and without hardening in the VIRGO detector. The distributions are normalized to unity. These distributions show the most probable masses of the coalescing binaries in the framework of the given model of evolution of black hole binaries: without hardening and with hardening by a factor of 10. The shape of the distribution appears to depend strongly on the particular choice of the hardening. Therefore the optimal search strategy would be to search the entire spectrum of the masses from $100 M_{\odot}$ to $1000 M_{\odot}$, as the current models can not provide more accurate predictions. The best strategy is to look for bursts of single frequency signals from the ringdown phase.

4. Summary

We have calculated the signal to noise ratio from coalescing black hole binaries in VIRGO. The low frequency sensitivity of this detector leads to increased sensitivity to intermediate mass black hole mergers. We find that for the merger and ringdown signals VIRGO has a maximum of sensitivity for systems with the redshifted masses in the range from $500 M_{\odot}$ and $2000 M_{\odot}$. This makes VIRGO an especially valuable instrument in search for the signals from the intermediate mass black hole coalescences, as well as captures of stars by intermediate mass black holes in clusters.

Population III stars must have included a large number of high mass stars which should have left a significant number of black holes with masses above $100 M_{\odot}$. Some of them could have been formed binaries. Based on the evolutionary scenarios of such stars we calculate the properties of such binaries and estimate the rate with which they should be detectable by VIRGO. The rate

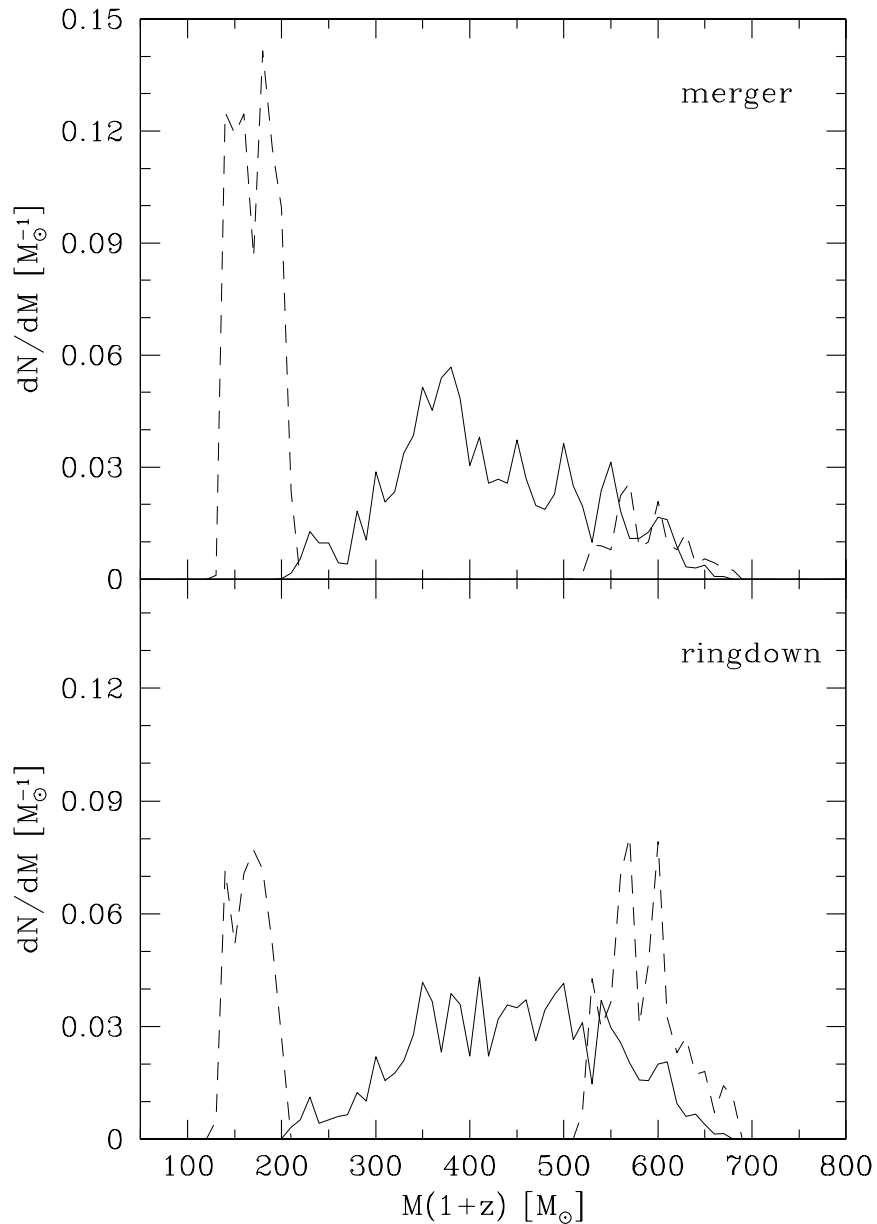


Fig. 4. Differential rate as a function of observed redshifted mass of black hole binary system. The solid lines correspond to the case with no hardening and the dashed lines represent the case with hardening by a factor of ~ 10 . The upper panel presents the case of detection in the merger phase, while the lower panel shows the case of the ringdown phase detection. While the binaries were formed at redshifts from 10 to 30, the detectable mergers happen at redshifts below unity.

is of the order of one detection per year for the design sensitivity of initial VIRGO and similar for the current LIGO sensitivity. While this number is not large by itself we note that it is comparable or even larger than the expected detection rate of the most often considered gravitational wave sources i.e. the double neutron star binaries (Belczynski et al. 2002; Kalogera et al. 2004). It should be noted that the number of the detectable coalescences of black hole binaries originating in Population III stars increases quickly with the detector sensitivity. For the Advanced LIGO the expected rates are larger by a factor of $\sim 10^4$ (Belczynski et al. 2004). Therefore even modest improvements of the sensitivity will make the detection of these binaries more likely.

One should be still cautious when dealing with estimates of the properties of the Population III stars. The rate we calculate depends on the actual shape of the initial mass function of Population III stars, and on their binar fraction. The knowledge of evolution of Population III stars is only known from numerical models, and hence the models evolution of population III binaries

is only approximate. However, these uncertainties and the possible role that Population III star could have played in the early Universe makes it even more interesting to look for traces of their existence, and gravitational waves searches provide such an opportunity.

Therefore we consider that it is very important to include the ringdown and merger templates in the search for merging binaries, and to look for signals from merging binaries across the entire sensitivity range of the interferometric gravitational wave detectors.

Acknowledgements. This work was supported by the KBN grant 1P03D002228.

References

- Abramovici, A., Althouse, W. E., Drever, R. W. P., et al. 1992, *Science*, 256, 325
Baraffe, I., Heger, A., & Woosley, S. E. 2001, *ApJ*, 550, 890
Belczynski, K., Bulik, T., & Rudak, B. 2004, *ApJ*, 608, L45
Belczynski, K., Kalogera, V., & Bulik, T. 2002, *ApJ*, 572, 407
Bradaschia, C. 1990, *Nucl. Instrum. Methods Phys. Res.*, A289, 518
Bromm, V., Coppi, P. S., & Larson, R. B. 1999, *ApJ*, 527, L5
Bromm, V., Coppi, P. S., & Larson, R. B. 2002, *ApJ*, 564, 23
Bulik, T., Belczyński, K., & Rudak, B. 2004, *A&A*, 415, 407
Flanagan, É. É. & Hughes, S. A. 1998, *Phys. Rev. D*, 57, 4535
Heger, A., Fryer, C. L., Woosley, S. E., Langer, N., & Hartmann, D. H. 2003, *ApJ*, 591, 288
Heger, A. & Woosley, S. E. 2002, *ApJ*, 567, 532
Kalogera, V., Kim, C., Lorimer, D. R., et al. 2004, *ApJ*, 601, L179
Madau, P. & Rees, M. J. 2001, *ApJ*, 551, L27
Marigo, P., Girardi, L., Chiosi, C., & Wood, P. R. 2001, *A&A*, 371, 152
Punturo, M. 2004, VIRGO internal note VIR-NOT-PER-1390-51
Saigo, K., Matsumoto, T., & Umemura, M. 2004, *ApJ*, 615, L65
Wyithe, J. S. B. & Loeb, A. 2004, *ApJ*, 612, 597

Appendix A: General formulae for the signal to noise ratio

In order to find the general formulae for the signal to noise ratio we insert equations (4), (5), (6) and (2) into equation (1) and perform the integration. We introduce a dimensionless variable

$$v = \frac{(1+z)\alpha f_m}{f_{\text{merge}}}. \quad (\text{A.1})$$

For the inspiral phase we obtain:

$$\frac{S}{N} = \begin{cases} \sqrt{\mathcal{F}_i \left[12\alpha^{1/3} - \frac{99}{10}\alpha^{-1/3} - \frac{11}{10}\alpha^{-1/3}v^{10/3} - \alpha^4\left(\frac{f_s}{f_m}\right)^{11/3} \right]} & \text{for } v < 1 \\ \sqrt{\mathcal{F}_i \left[12\alpha^{1/3} - 11\left(\frac{v}{\alpha}\right)^{1/3} - \alpha^4\left(\frac{f_s}{f_m}\right)^{11/3} \right]} & \text{for } 1 < v < \alpha^2 \\ \sqrt{\mathcal{F}_i \left[\alpha^{1/3}\left(\frac{\alpha^2}{v}\right)^{11/3} - \alpha^4\left(\frac{f_s}{f_m}\right)^{11/3} \right]} & \text{for } \alpha^2 < v < \alpha f_m/f_s \\ 0 & \text{for } \alpha f_m/f_s < v \end{cases} \quad (\text{A.2})$$

where

$$\mathcal{F}_i = \frac{2[(1+z)M]^{5/3}[4\mu/M]}{55\pi^{4/3}D(z)^2h_m^2f_m^{1/3}}.$$

For the merger phase we obtain:

$$\frac{S}{N} = \begin{cases} \sqrt{\mathcal{F}_m \left[\frac{4}{3}v^3\frac{\kappa^3-1}{\kappa^3} \right]} & \text{for } v < 1 \\ \sqrt{\mathcal{F}_m \left[4 \ln v - \frac{4}{3}\left(\frac{v^3-\kappa^3}{\kappa^3}\right) \right]} & \text{for } 1 < v < \kappa \\ \sqrt{\mathcal{F}_m [4 \ln \kappa]} & \text{for } \kappa < v < \alpha^2 \\ \sqrt{\mathcal{F}_m \left[1 + 4 \ln\left(\frac{\kappa\alpha^2}{v}\right) - \frac{\alpha^8}{v^4} \right]} & \text{for } \alpha^2 < v < \kappa\alpha^2 \\ \sqrt{\mathcal{F}_m [\alpha^8 v^{-4}(\kappa^4 - 1)]} & \text{for } \kappa\alpha^2 < v < \alpha f_m/f_s \\ \sqrt{\mathcal{F}_m \left[\left(\frac{\kappa\alpha^2}{v}\right)^4 - \left(\frac{\alpha f_s}{f_m}\right)^4 \right]} & \text{for } \alpha f_m/f_s < v < \kappa\alpha f_m/f_s \\ 0 & \text{for } \kappa\alpha f_m/f_s < v \end{cases} \quad (\text{A.3})$$

where

$$\kappa = f_{\text{qnr}}/f_{\text{merge}}$$

and

$$\mathcal{F}_m = \frac{\epsilon_m M(1+z)^2(4\mu/M)^2}{10\pi^2 D(z)^2 h_m^2 f_{\text{merge}}(\kappa - 1)}.$$

The fraction of the mass emitted in gravitational waves during the merger phase has been assumed to be $\epsilon_m = 0.1$ (Flanagan & Hughes 1998).

For the ringdown phase the result is

$$\frac{S}{N} = \sqrt{\frac{(1+z)^3 M^2 A^2 Q(4\mu/M)^2}{20\pi^2 D(z)^2 f_{\text{qnr}} S_h[f_{\text{qnr}}/(1+z)]}}. \quad (\text{A.4})$$

Note that the signal to noise in the merger phase scales as $\epsilon_m^{1/2}$, and in the ringdown phase it scales linearly with the initial amplitude A .