

The Curvaton Web

Andrei Linde¹ and Viatcheslav Mukhanov²

¹Physics Department, Stanford University, Stanford CA 94305-4060, USA

³ASC, Physics Department, LMU, Theresienstr. 37, Munich, Germany

We discuss nontrivial features of the large scale structure of the universe in the simplest curvaton model proposed in our paper astro-ph/9610219. The amplitude of metric perturbations in this model takes different values in different parts of the universe. The spatial distribution of the amplitude looks like a web consisting of exponentially large cells. Depending on the relation between the cell size ℓ_0 and the scale of the horizon ℓ_H , one may either live in a part of the universe dominated by gaussian perturbations (inside a cell with $\ell_0 \ll \ell_H$), or in the universe dominated by nongaussian perturbations (for $\ell_0 \gg \ell_H$). We show that the curvaton contribution to the total amplitude of adiabatic density perturbations can be strongly suppressed if the energy density of the universe prior to the curvaton decay was dominated not by the classical curvaton field but by the curvaton particles produced during reheating. We describe the curvaton-inflation transmutation effect: The same field in different parts of the universe may play either the role of the curvaton or the role of the inflaton. Finally, we discuss an interplay between the curvaton web and anthropic considerations in the string theory landscape.

PACS numbers: 98.80.Cq

astro-ph/0511736

Contents

I. Introduction	1
II. Generation of perturbations	2
III. The curvaton web	3
IV. Curvaton production during reheating	5
V. Reheating and the curvaton web	6
VI. Curvatons and eternal chaotic inflation	8
A. Curvatons and chaotic inflation	8
B. Curvaton with $m^2 = \text{const}$	8
C. Curvaton with $m^2 = -H^2; \epsilon < 1$	9
VII. Curvaton web and stringy landscape	10
VIII. Conclusions	12
Acknowledgments	12
References	13

I. INTRODUCTION

It is well known that quantum fluctuations of the inflaton field in the simplest inflationary models produce gaussian adiabatic perturbations of metric with nearly scale independent spectrum [1, 2, 3]. This prediction is in a very good agreement with the present observational

data [4, 5]. However, since the precision of the observational data improves every year, one may try to discriminate between various inflationary models by considering subtle deviations from the standard paradigm. One way to distinguish between various models is by studying a small degree of nongaussianity of perturbations, and a possible small contribution of the isocurvature perturbations.

It is impossible to produce isocurvature perturbations in the models describing a single scalar field, the inflaton, and the degree of nongaussianity of the inflation perturbations typically is extremely small. However, it is relatively easy to produce isocurvature and/or nongaussian adiabatic perturbations in the models containing several light scalar fields. The first model of that type was proposed in [6]. It was based on investigation of axions, which were massless during inflation. At that stage, the axion perturbations practically did not contribute to the perturbations of curvature. At the late stages of the evolution of the universe, the axion field became massive, and its initial isocurvature perturbations were converted into a mixture of adiabatic and isocurvature perturbations, which could also have a significant nongaussian component. Another model of that type describing a mixture of adiabatic and isocurvature perturbations was considered in [7].

However, current observational data put very strong constraints on the possible admixture of isocurvature perturbations [4, 5, 8]. Therefore recently a special attention was paid to a class of models where a second field, called "curvaton," at a certain stage begins to dominate and then decays leading essentially to a secondary stage of reheating. In this model the initial isocurvature fluctuations can be completely converted to the adiabatic ones. The spectrum of perturbations in such models can be nonflat, it can have various nonstandard features, and

it can be nongaussian. This possibility was first discussed in our paper [9], and then it was significantly developed in the series of papers by Lyth, Wands [10], Mori and Takahashi [11] and other authors. A closely related but different mechanism was also proposed in [12].

At the first glance, our original model [9] may seem extremely simple. One of its versions describes a light field, which fluctuates during inflation, and later begins to dominate the energy density of the universe and decays. However, the simplicity of this model, as well as of many subsequent versions of the curvaton scenario, is somewhat deceptive. Such models must satisfy many specific conditions on the mass of the curvaton, on the way it decays, on the way the CMB and the baryon asymmetry of the universe are produced, etc., see e.g. [8, 10, 13]. Also, the predictions of the curvaton scenario may depend on the choice of initial conditions and on our own position in the universe. This last fact, which was mentioned in [9], will be the main subject of our paper.

Most of the papers on the curvaton scenario discuss the behavior of the curvaton perturbations as a function of the classical nearly homogeneous curvaton field. Meanwhile we would like to concentrate on the global structure of the universe in this scenario, in which the curvaton field may take different values in different parts of the universe due to stochastic processes during inflation. We will show that the spatial distribution of the amplitude of density perturbations in the curvaton scenario [9] looks like a web consisting of exponentially large cells. We will call this cell structure ‘the curvaton web.’ Depending on the values of the parameters of the theory, the amplitude of density perturbations reaches its maximal values either in the internal parts of the cells, or near their boundaries.

We will also describe a potentially important effect, which, to the best of our knowledge, was ignored in the existing literature on the curvaton perturbations. Usually it is assumed that the curvaton energy density is entirely due to the initial classical curvaton field and its inflationary perturbations, which also behave essentially as classical fields. However, part of the inflation energy can be converted to the energy of curvaton particles during reheating after inflation. We will show that under certain conditions the energy density of these particles can be much greater than the energy density of the primordial curvaton field. As a result, this effect may reduce the curvaton contribution to the total amplitude of density perturbations. It may also allow to increase the degree of nongaussianity of these perturbations.

Finally, we will discuss the curvaton-inflationary transitions and a possible interplay between the curvaton web and anthropic arguments related to the concept of string theory landscape.

II. GENERATION OF PERTURBATIONS

Consider a theory of a scalar field with a mass m , which gives a subdominant contribution to the energy density during inflation. If m is much smaller than the Hubble constant H during inflation, the long-wavelength perturbations of this field with an average amplitude $\delta\phi = \frac{H}{2}$ are generated during each time interval H^{-1} . Ignoring the spatial variations of the classical field, which are locally unimportant but can be significant on a sufficiently large scale (see below), one finds that these perturbations give rise to locally gaussian perturbations of density $\delta\rho = m^2 \frac{m^2 H}{2}$. Their relative amplitude compared to the (local) value of the energy density of the field is given by

$$\frac{\delta\rho}{\rho} = \frac{2}{3} \frac{m^2}{H^2} ; \quad (1)$$

This simple equation is valid only for $m \ll H$; — becomes O(1) for $m \sim H$.

The curvaton scenario is based on the assumption that the perturbations $\delta\rho$ can be significant. However, since this field is subdominant during inflation and shortly after it, the contribution of the curvaton fluctuations to the adiabatic perturbations of metric related to $\frac{\delta\rho}{\rho_{\text{total}}}$ is much smaller than $\frac{\delta\rho}{\rho}$:

$$\frac{\delta\rho}{\rho_{\text{total}}} = \frac{m^2}{\rho_{\text{total}}} \frac{m^2}{6 H^2} ; \quad (2)$$

where we use the system of units $M_{\text{Pl}}^2 (8\pi G)^{-1} = 1$:

After inflation, the inflation field decays and produces matter. If the products of its decay are ultrarelativistic particles, then their energy density subsequently decreases as a^{-4} , where a is the scale factor of the universe. Meanwhile, if the field has a quadratic potential, then for a long time its energy density decreases more slowly. It does not decrease at all until the Hubble constant becomes smaller than m , and then it decreases as a^{-3} . As a result, the field may give the dominant contribution to the energy density of the universe, and its perturbations may give rise to significant perturbations of metric. If cold dark matter and baryon asymmetry are produced during a secondary stage of reheating due to the curvaton decay, then the adiabatic perturbations of density are generated, without any admixture of isocurvature perturbations [9, 10]. These perturbations are of the order $\frac{\delta\rho}{\rho}$. In principle, they can be much greater than the adiabatic perturbations existing at the end of inflation.

Two comments are in order here. First of all, particles can be produced during the inflation decay at the first stage of reheating. After the moment when they become nonrelativistic, their energy density decreases in the same way as the energy density of an oscillating homogeneous field, and of the long-wavelength fluctuations

of the curvaton field. This is an important and rather generic effect, which, to the best of our knowledge, was not discussed in the literature. It can increase the total energy density of the curvaton field at the time of its decay, and decrease the resulting amplitude of the adiabatic perturbations produced by the decaying curvaton field, see Section IV.

Another comment concerns the origin of the classical scalar field in the denominator of Eq. (1). This field can be nearly homogeneous in the whole universe, with the value determined by initial conditions at the beginning of inflation. However, if the mass of the field is much smaller than the Hubble constant during inflation, more interesting situation can be realized. Namely, the fluctuations of the curvaton field produced during (eternal) inflation may bring the light field to different places in different parts of the universe. As a result, the quantity $\langle \delta \phi^2 \rangle$ and the resulting amplitude of adiabatic perturbations of metric take different values in different exponentially large parts of the universe. This effect, as well as the similar effect considered in [14] in the context of the inflationary Brans-Dicke cosmology, provides a possible justification to the anthropic considerations involving variable amplitude of perturbations of metric [15].

In this paper we will describe a simplest version of the curvaton scenario proposed in [9], which is sufficient to explain our main idea. In the beginning, we will assume, for simplicity, that inflation occurs for a very long time, and during this time the Hubble constant H and the effective mass of the curvaton field practically did not change. This is a reasonable assumption in new inflation and in some versions of hybrid inflation. In the subsequent sections we will consider possible generalizations of these assumptions.

Under the specified conditions, the scalar field during the long inflationary evolution will gradually roll down towards $\phi = 0$, and then it will jump in all possible directions due to inflationary perturbations. In this respect our simplest model [9] differs from the scenario where the universe is filled by a homogeneous curvaton field. As we will see in Section VI, a generalized version of our scenario in fact describes a collection of exponentially large domains with all possible initial conditions for the field. However, if one calculates the average value of the field over the whole universe in our scenario, one finds $\langle \phi \rangle = 0$. Meanwhile, for $\langle \delta \phi^2 \rangle$ in the simplest model with $H = \text{const}$ one finds the well-known Bunch-Davies expression [3, 16, 17]:

$$\langle \delta \phi^2 \rangle = \frac{H^2}{4\pi^2} \int_0^{2\pi} \frac{dk}{k} \frac{k}{H} \frac{2m^2}{3H^2} = \frac{3H^4}{8\pi^2 m^2} : \quad (3)$$

The estimate of the energy density of the fluctuations of the field can be obtained as follows:

$$\rho = \frac{m^2 \langle \delta \phi^2 \rangle}{2} = \frac{3H^4}{16\pi^2} : \quad (4)$$

To get an intuitive understanding of this result, one should take into account that the fluctuations of the field with mass $m^2 = H^2$ produced during each time interval $\Delta t = H^{-1}$ have an average amplitude $\delta \phi = \frac{H}{2}$ [3, 16, 17]. In the beginning, an average square of the amplitude of these fluctuations grows as $\langle \delta \phi^2 \rangle = \frac{H^3}{4\pi^2} \Delta t$, just like in the theory of a massless scalar field. However, the amplitude of long-wavelength fluctuations of a massive scalar field decreases as $\delta \phi(t) = \delta \phi_0 \exp\left(-\frac{m^2 t}{3H}\right)$. Therefore the amplitude of the fluctuations will start decreasing exponentially after the time $t = H^{-1} = m^{-2}$ since the moment they were produced. As a result, the main contribution to $\langle \delta \phi^2 \rangle$ will be given by perturbations produced during the latest time interval $\Delta t = \frac{3H}{m^2}$, because all other perturbations will become exponentially small. This gives the estimate $\langle \delta \phi^2 \rangle = \frac{H^3}{4\pi^2} \frac{3H}{m^2} = \frac{3H^4}{4\pi^2 m^2}$, which almost coincides with the Bunch-Davies result.

Note that inflationary fluctuations with $k \ll H$ correspond to quantum fluctuations with large occupation numbers $n_k = \frac{H^2}{k^2} \gg 1$ [17]. Therefore these fluctuations can be interpreted as waves of a classical scalar field. The quantity

$$\rho = \frac{m^2 \langle \delta \phi^2 \rangle}{2} = \frac{3H^4}{16\pi^2 m^2} \quad (5)$$

represents an average deviation of the inhomogeneous classical scalar field from zero on an exponentially large scale $l \gg l_0$, to be discussed in the next section.

III. THE CURVATON WEB

If we decide, as it is commonly done, to concentrate our attention only on $\langle \delta \phi \rangle = 0$ and $\langle \delta \phi^2 \rangle = \frac{3H^4}{8\pi^2 m^2}$, or on any other averages involving an arbitrary number of operators at different points, we will be unable to get a full picture of the distribution of perturbations within relevant for observations regions. In order to go beyond the simple perturbative approach, one should first remember that as a result of accumulation of the long-wavelength quantum fluctuations of the field, the universe becomes divided into many exponentially large regions filled with the positive field with the typical value $\phi = \frac{H}{2m}$, and many exponentially large regions containing negative field with the typical value $\phi = -\frac{H}{2m}$.

In order to understand the properties of the "curvaton landscape" one should take into account that for the observers interested in the perturbations on the scale $l \ll l_0$, all perturbations with the wavelength $\lambda \ll l_0$ will look like a homogeneous field. For these perturbations, which look locally homogeneous on a scale k^{-1} , we have

$$\langle \delta \phi^2 \rangle_k = \frac{3H^4}{8\pi^2 m^2} \frac{k}{H} \frac{2m^2}{3H^2} : \quad (6)$$

One can easily check that 50% of the total Bunch-Davies value $\frac{3H^4}{8m^2}$ is given by perturbations which look relatively homogeneous on scale smaller than $l_{0.5} H^{-1} \exp \frac{H^2}{m^2}$ and 90% of the Bunch-Davies value is given by perturbations which look homogeneous on scale smaller than $l_{0.9} H^{-1} \exp \frac{H^2}{6m^2}$. Note that the scales $H^{-1} \exp \frac{H^2}{m^2}$ and $H^{-1} \exp \frac{H^2}{6m^2}$ are exponentially different from each other. Therefore it would be incorrect to think that the universe after inflation looks like a chessboard with cells of positive and negative δ of approximately equal size $l_{0.5}$ (or $l_{0.9}$). Still the logarithms of these scales are similar and proportional to H^2/m^2 . In this rather vague sense we will be talking about the distribution of the curvaton field being locally homogeneous on scale

$$l_0 \sim H^{-1} \exp \left(O \frac{H^2}{m^2} \right) : \quad (7)$$

To get a better understanding of the spatial distribution of the curvaton field we performed computer simulations of the process of formation and accumulation of the curvaton perturbations, using the methods developed in Ref. [18], see Fig. 1.

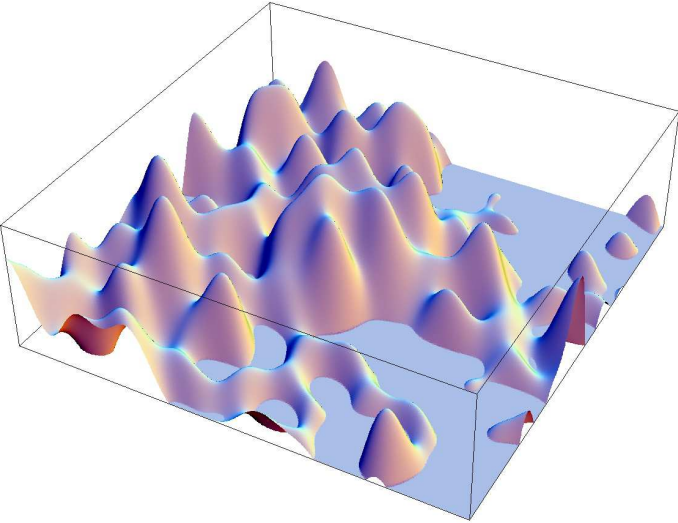


FIG. 1: Results of a computer simulation of the Bunch-Davies distribution of the curvaton field for $H/m = 3$. For greater values of H/m the typical height of the hills grow as H^2/m , and a typical size of the ‘islands’ grows as $H^{-1} \exp O \frac{H^2}{m^2}$. In order to make the level $\delta = 0$ clearly visible, we show only the part of the ‘curvaton landscape’ with $\delta > 0$, i.e. above the ‘sea level’ $\delta = 0$. As we will show below, the amplitude of the curvaton density perturbations behaves in a rather peculiar way near the ‘shoreline’ $\delta = 0$, see Figs. 2 and 3.

Exponentially large domains with positive and negative δ are separated by the boundaries with $\delta = 0$, which

correspond to the ‘shoreline’ in Fig. 1. The 3D distribution of the domain boundaries with $\delta = 0$, which we will call the ‘curvaton web,’ resembles the network of domain walls in the theories with spontaneous breaking of a discrete symmetry. The main difference is that usually the domain walls have large energy density; they exist only because of the topological reasons. In our case the situation is opposite: The potential energy density of the field is of the order H^4 inside the domains, and it vanishes at the boundaries with $\delta = 0$. On the other hand, the amplitude of the curvaton density perturbations behaves in a rather peculiar way near the walls with $\delta = 0$, see Figs. 2 and 3.

In order to evaluate the perturbations of metric, let us first consider perturbations on the scale much larger than the size of a typical domain, $l \gg l_0$ [9]. In this case the fluctuating field wanders many times in the region $H^2/m < \delta < H^2/m$ on the scale l , so its value averaged over the domain of a size $l \gg l_0$ vanishes. As a result, addition of a perturbation $\delta(k)$ with $k \gg k_0$ does not lead to the usual density perturbations δ^2 [21]. Perturbations of density will be nongaussian and quadratic in δ ; they can be roughly estimated by [9]

$$\langle \delta_k \delta_{-k} \rangle \sim \frac{m^2}{H^2} \frac{k}{H} \frac{2m^2}{3H^2} ; \quad (8)$$

which implies that at the end of inflation

$$\frac{\delta^2}{\text{total}} \sim \langle \delta_k \delta_{-k} \rangle \sim m^2 \frac{k}{H} \frac{2m^2}{3H^2} : \quad (9)$$

In all realistic models of inflation the mass m , in Planck mass units, is extremely small [17]. Therefore initially perturbations of the field practically do not contribute to perturbations of metric, i.e. they are isocurvature perturbations. Eq. (9) implies that these perturbations have blue spectrum. Note, however, that one can easily obtain red spectrum as well, or a spectrum of a more complicated shape, if one takes into account a slow decrease of H and a possible change of m during inflation.

Now let us consider an opposite limit: $l \ll l_0$ $H^{-1} \exp O \frac{H^2}{m^2}$. On this scale the value of the field remains practically constant, and the relative perturbations of density of the field are (locally) gaussian, with an amplitude given by Eq. (1):

$$\delta = \frac{2}{3} \frac{H}{m} : \quad (10)$$

This equation shows that δ can be large at small l . Strictly speaking, this equation is not correct in the regions near $\delta = 0$. Indeed, the field deviates from $\delta = 0$ by $\frac{H}{2}$ on the scale H^{-1} , which means that the relative amplitude of density perturbations becomes large near $\delta = 0$: $\delta = 0$ (1).

A typical amplitude of perturbations can be obtained by substitution of the average amplitude of $\delta\rho$ from Eq. (5):

$$\delta\rho \sim \frac{m}{H} : \quad (11)$$

Let us compare the amplitude of the locally gaussian uctuations $\delta\rho = \frac{m}{H}$ with the amplitude of the large-scale nongaussian uctuations $\frac{m^2}{H^2}$ ($k=H$) $\frac{2m^2}{3H^2}$, see Eq. (8). One can easily see that the amplitude of the nongaussian uctuations is always much smaller than the amplitude of the locally gaussian uctuations:

$$\delta\rho \ll \frac{m}{H} \sim \frac{m^2}{H^2} \sim \frac{k}{H} \frac{2m^2}{3H^2} \quad (12)$$

for $m \ll H$.

The meaning of this result is very simple: local density perturbations are linear in $\delta\rho$. However, in the long wavelength limit, positive perturbations increase the energy density $\rho^2 = 2\rho\delta\rho$ in the regions where the field is positive, and decrease it in the equally large number of regions where $\delta\rho$ is negative. That is why on the large scale $k \ll H$ the amplitude of density perturbations is not linear but quadratic with respect to $\delta\rho$, i.e. it is much smaller than the amplitude of the locally gaussian small scale perturbations.

IV. CURVATON PRODUCTION DURING REHEATING

The effect which we are going to consider in this section can be very essential, but it is model-dependent. In order to make our consideration as simple as possible, we will restrict ourselves to the order of magnitude estimates and assume that at the last stages of inflation the Hubble constant H ; the inflaton mass M and the curvaton mass m are roughly of the same order of magnitude. In reality, we expect that $M \gg m$, but this does not alter our main conclusion. In fact, it is very easy to make our consideration more general and precise, following [19, 20], but we do not want additional model-dependent complications to distract us from our main qualitative conclusion.

Our main assumption is that the inflaton field is in the hidden sector, and decays to all other fields only due to gravitational effects, with the decay rate $\Gamma \sim M^3$ (in Planck units $M_P = 1$). We will also assume that the curvaton field interacts only very weakly with itself and other particles, so that nonrelativistic curvaton particles produced as a result of inflaton decay do not thermalize, and decay at the same time as the classical curvaton field and its long-wavelength uctuations generated on inflation.

At the end of inflation, the energy density of the inflaton field is of order H^2 , while the energy of the uctuations of the curvaton field is H^4 . After inflation, the energy density of the inflaton is decreasing, while the curvaton energy density remains constant until the time $t \sim m^{-1}$, when the long wavelength curvaton field begins to oscillate. At that time, the inflaton energy density is of order m^2 . Starting from this moment, the ratio of the inflaton and the curvaton energy densities remains constant, until the inflaton decays. However, when m, M , and H are not different, this is a minor effect. In this case, both inflaton and curvaton field begin to oscillate nearly immediately after the end of inflation when their energy densities are H^2 and H^4 respectively, and their ratio, H^{-2} , is preserved until the inflaton decays.

Ignore for a moment that the inflaton decays to many different types of particles and suppose that its energy goes entirely to the curvaton particles. Then the energy density of the curvaton particles will be greater than the energy density of the long-wavelength perturbations of the curvaton field by the factor H^{-2} . Note that the constraints on the amplitude of gravitational waves during inflation implies that $H < 10^5$, so that H^{-2} is extremely large: $H^{-2} > 10^{10}$, in Planck units. That is why we were ignoring numerical factors, the difference between H, M and m , etc. The main effect will be present even if we relax many of our assumptions.

Now let us use our estimates for calculating the curvaton contribution to the amplitude of adiabatic perturbations. This amplitude is given by $\delta\rho$, where $\delta\rho = m^2$. As for $\delta\rho$, in all papers on this subject this quantity is supposed to be either the energy density of the initial classical field or its generated long wavelength perturbations. In our scenario the typical value of this last contribution is of order $m^2 \sim H^4$. Assuming that it dominates and, hence, $H^2 = m$; we obtain $\delta\rho = \frac{m}{H}$, as in Eq. (11). In order to have $\delta\rho \sim 10^{-5}$ one needs either $m \sim 10^{-5}H$ or, alternatively, we may assume, as many people do, that the initial value of the classical curvaton field was much larger than $H^2 = m$; thus, reducing the amplitude of perturbations.

Now let us take into account the curvaton production during reheating. First note that the total energy density of the produced curvaton particles can exceed the energy density of the long-wavelength uctuations by the factor of H^{-2} , and therefore the resulting amplitude of perturbations is reduced by the factor of H^{-2} : Thus even if m is comparable with H , we can obtain nevertheless

$$\delta\rho \sim H^{-2} : \quad (13)$$

For $H < 10^5$, this quantity is smaller than 10^{-10} . It is well below than the level of the standard adiabatic perturbations produced by the inflaton field and even much smaller than the amplitude of the tensor perturbations δh . In other words, the ν -particles production

during reheating can dramatically reduce the curvaton contribution to the final amplitude of adiabatic density perturbations making it negligibly small.

As we have noted above, one can also decrease the contribution of the curvaton perturbations into the final amplitude of the resulting adiabatic fluctuations by considering the parts of the universe with a very large classical curvaton field. However, if $\beta > 1$, then the field will drive chaotic inflation and will play the role of the inflaton instead of the curvaton; see more about it in Section VI. On the other hand, one can easily check that if $\beta < 1$ and one ignores production of curvaton particles during reheating, then the amplitude of the curvaton contribution $\delta\rho = \frac{2}{3} \frac{H}{M_{\text{pl}}}$ is always greater than the amplitude of tensor perturbations h produced during inflation.

The possibility of a strong suppression of the curvaton contribution due to reheating, Eq. (13), does not mean that the final amplitude of the scalar metric perturbations can be made smaller than the amplitude of the tensor perturbations. If the contribution of the isocurvature curvaton mode is too small, then the resulting amplitude of metric perturbations is determined by the usual adiabatic perturbations produced by the inflaton field [22].

As we already mentioned, the results obtained above are strongly model dependent. One can easily avoid suppression of the curvaton perturbations by changing the assumptions about the mechanism of reheating. The main goal of this consideration was to show that in the calculations of the curvaton perturbations, in addition to the energy of a classical curvaton field and its long-wavelength inflationary perturbations one should also consider the energy of the curvaton particles produced during reheating. This contribution may be either negligible, or extremely important, as in the case described above. Since the importance of the effect is model dependent, we will describe it phenomenologically by modifying the equation for the curvaton contribution to the amplitude of (locally Gaussian) density perturbations as

$$\delta\rho = \frac{2m^2}{m^2(\beta^2 + C^2)} \frac{H}{(\beta^2 + C^2)} : \quad (14)$$

Here $\delta\rho$ is the locally measured amplitude of the classical curvaton field and C is a phenomenological parameter proportional to the energy density of the curvaton particles produced during reheating.

For $C = 0$ and $\frac{H^2}{2m}$ this equation reproduces our previous result $\delta\rho = \frac{m}{H}$, but as we have seen above, under certain conditions the constant C may be quite large, which leads to a decrease of the amplitude of the curvaton contribution to density perturbations, and to a different dependence of this amplitude on the local value of the field.

For $C \neq 0$, the amplitude of the density perturbations does not blow up at $\beta = 0$, as before. It reaches its

maximum at $\beta = C$:

$$\delta\rho_{\text{max}} = \frac{H}{2C} : \quad (15)$$

One of the interesting consequences of this result is that even if one ignores the effects of the curvaton web, one can still obtain strongly nongaussian perturbations generated by the curvaton mechanism. Indeed, usually the amplitude of the locally gaussian fluctuations was supposed to be $\sim 10^{-5}$. The smallness of this ratio implied that the level of nongaussianity was expected to be extremely small (quadratic in $\delta\rho$). However, with an account taken of the curvaton particles produced during reheating, one can obtain a small amplitude of density perturbations even if $\delta\rho \sim 10^{-5}$. This may substantially increase the level of nongaussianity of adiabatic perturbations produced by the curvatons. In other words, our ignorance of the specific mechanism of curvaton production during reheating makes the degree of nongaussianity in the curvaton scenario a free parameter.

V. REHEATING AND THE CURVATON WEB

The observational consequences of our scenario depend on relations between the typical size of the curvaton domain l_0 ; the size of the observable part of the universe l_H and a typical galaxy scale $l_g \sim 10^6 l_H$ (recalculated to the end of inflation).

As we have seen in the previous section, effects of reheating may allow us to have a small amplitude of locally gaussian density perturbations not only for H many orders of magnitude greater than m , but also for H which is only a few times greater than m . This means that, depending on the ratio between H and m , a typical size of each domain with a positive or negative $\delta\rho \sim \exp\left(O\left(\frac{H^2}{m^2}\right)\right)$, can take values either much smaller or much greater than the scale of horizon l_H .

We will mention here two interesting regimes:

If $l_H \sim l_g \sim l_0$, the perturbations are strongly non-gaussian, which contradicts observational data. On the other hand, if the amplitude of these fluctuations is subdominant compared to the usual adiabatic inflationary perturbations, then one can use this regime as providing a small controllable amount of nongaussian isocurvature and adiabatic perturbations [9]. The existence of the curvaton web helps to understand the origin of this non-gaussianity.

If $l_H \gg l_0$, we live in a part of the universe dominated by nearly gaussian adiabatic perturbations. For a proper choice of parameters, such a possibility is consistent with all available observational data. A nontrivial part of this scenario is that the amplitude of adiabatic perturbations depends not only on the parameters of the model, but also on the local value of the curvaton field

at the end of inflation, which can vary from 0 to $H^2 m$ in different parts of the universe. This helps to justify anthropic considerations comparing the properties of the universe with different values of the amplitude of density perturbations. In this respect, this scenario is similar to the scenario studied in [14], where the amplitude of density perturbations could take different values in different parts of the universe due to inhomogeneous perturbations of the Brans-Dicke field. Recently this possibility was studied in [23] in relation to the anthropic principle and string landscape scenario. We will return to the discussion of this issue in Section VII. The picture of the curvaton web allows not only to discuss various probability distributions, but also to have a visual understanding of the structure of the universe in this scenario.

The details of this picture depend on creation of ϕ -particles during reheating discussed in the previous section. In the case $C = 0$ considered in Section III (no curvaton particle production during reheating), the maximum of density perturbations — is reached near the walls $\phi = 0$ separating the exponentially large domains with positive and negative values of ϕ . However, for $C \neq 0$, the maximum would correspond to a finite value $j_m = C$ (see Eq. (14)). If $C > H^2 m$, then the amplitude of density perturbations will take its largest values deep inside these domains, when $\phi = H^2 m$, and it will be minimal near the walls with $\phi = 0$. On the other hand, if $C < H^2 m$, then the amplitude of density perturbations will be small inside the domains, it will grow on the way towards the walls with $\phi = 0$, but then it will reach some maximal value and vanish near the walls with $\phi = 0$. This means that the places where the amplitude of density perturbations is maximal form two walls surrounding from each side the wall with $\phi = 0$. Thus the effects of reheating may affect in a rather nontrivial way the structure of the curvaton web.

Our results are illustrated by a set of two figures, which show the spatial distribution of the square of the amplitude of the curvaton density perturbations based on computer simulations of the curvaton web for $C < H^2 m$, see Fig. 2 and Fig. 3. These two figures show why did we call the resulting structure ‘the curvaton web.’

These figures clearly explain the main source of non-gaussianity in the curvaton scenario of Ref. [9]. They also suggest a rather exotic possibility which may occur if we live not very far from the walls shown in Fig. 2. In this case the amplitude of density perturbations will be slightly different at the two opposite parts of the sky, depending on the distance from the nearby wall.

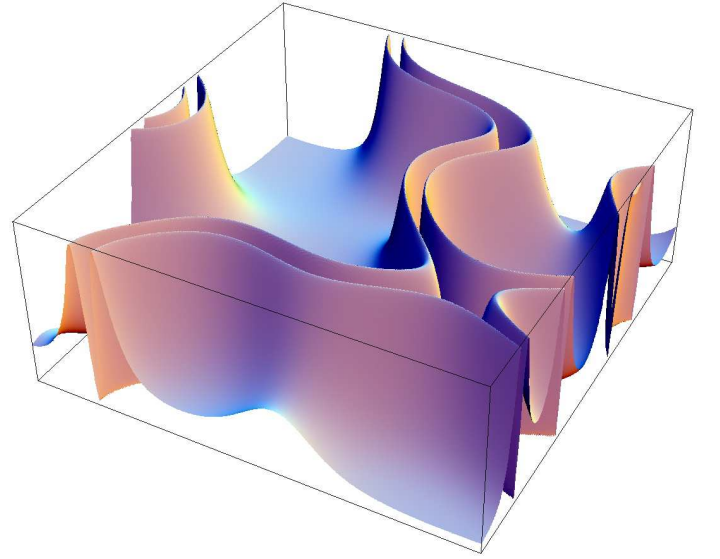


FIG. 2: The spatial distribution of the square of the amplitude of density perturbations near the walls $\phi = 0$, for $C < H^2 m$. The amplitude of density perturbations vanishes at the walls $\phi = 0$. These walls are surrounded from both sides by the walls where the amplitude of density perturbations reaches its maximal value.




FIG. 3: Contour plot for the square of the amplitude of the density perturbations shown at the previous figure. White regions correspond to vanishing amplitude of density perturbations, black regions correspond to maximal absolute values of density perturbations. This figure confirms that the two walls with large amplitude of density perturbations (see Fig. 2) surround the domain boundaries with $\phi = 0$ where the amplitude of density perturbations vanishes. (At the previous figure, the regions with $\phi = 0$ were hidden by the walls.)

VI. CURVATONS AND ETERNAL CHAOTIC INFLATION

A. Curvatons and chaotic inflation

Until now we were assuming that the Hubble constant and the mass of the curvaton field remain constant during inflation. This possibility can be realized, for example, in new or hybrid inflation. In chaotic inflation the Hubble constant changes significantly during inflation. Moreover, the curvaton mass can depend on the curvature, $m^2 = m_0^2 + H^2$, see [9]. In this Section we consider how the results obtained in the previous sections are modified in this case. We will also assume, as in the previous sections, that initially the scalar field was small; for a discussion of a more general situation see [10, 24] and also the end of section VIB.

We consider the model where inflation is driven by the field with an effective potential $V(\phi)$ and assume that the curvaton mass is much smaller than the Hubble constant during inflation, that is $m^2 \ll H^2$. In this case the long-wavelength modes of the curvaton field are in the slow-roll regime and satisfy the equation

$$3H\dot{\phi}_k + m^2 \phi_k = 0; \quad (16)$$

and, hence, for every mode with a given comoving wavenumber k we have

$$\frac{d\phi_k}{dt} = -\frac{2m^2}{3H} \phi_k; \quad (17)$$

Integrating over k and taking into account the contribution of the newly generated from quantum fluctuation modes we obtain [17]:

$$\frac{dh^2_i}{dt} = -\frac{2m^2}{3H} h^2_i + \frac{H^3}{4} \phi^2; \quad (18)$$

The solution of this equation with the initial condition $h^2(t=t_i)\phi=0$ is

$$h^2(t)\phi = \frac{1}{4} \int_{t_i}^t H^3 \phi^2 \exp\left[-\frac{2}{3} \int_t^t \frac{m^2}{H} dt\right] dt; \quad (19)$$

If H and m are both constant we obtain from here the familiar result (3) as $t \rightarrow 1$: In the case of chaotic inflation it is convenient to rewrite this equation using the value of the inflaton field as a time variable instead of t : Taking into account that

$$\frac{d}{dt} = \frac{V^0}{3H}; \quad H^2 = \frac{V}{3}; \quad (20)$$

where we again use the system of units $M_p = 1$, equation (19) becomes

$$h^2(\phi) = \frac{1}{12} \int_{\phi_i}^{\phi} \frac{V^2}{V^0} \exp\left[-\frac{2}{3} \int_{\phi}^{\phi} \frac{m^2}{V^0} d\tilde{\phi}\right] d\tilde{\phi}; \quad (21)$$

where ϕ_i is the initial value of the inflaton field. Let us consider separately two cases: $m^2 = \text{const}$ and $m^2 = H^2$; where α is some small constant, $\alpha < 1$.

B. Curvaton with $m^2 = \text{const}$

We begin with simple inflation due to the massive inflaton field with potential $V = \frac{1}{2} M^2 \phi^2$: In this case Eq. (21) implies that at the end of inflation, when $\phi \rightarrow 1$; we have

$$h^2_i = \frac{M^2}{48} \frac{\phi_i^4}{M^2} \frac{2m^2}{M^2} \frac{1}{2}; \quad (22)$$

In particular, for $m^2 = M^2$ one obtains [25]:

$$h^2_i = \frac{M^2}{192} \frac{\phi_i^4}{2}; \quad (23)$$

These fluctuations lead to the same consequences as a classical scalar field which is homogeneous on the scale H^{-1} and which has a typical amplitude

$$\phi_0 = \frac{p}{h^2_i} = \frac{M}{8} \frac{1}{3}; \quad (24)$$

As we see, the value of ϕ_0 depends on the initial value of the field. This result has the following interpretation. One may consider an inflationary domain of initial size $H^{-1}(\phi_i)$. This domain after inflation becomes exponentially large. In the model with $V(\phi) = \frac{M^2}{2} \phi^2$ its size becomes [17]

$$\phi_0 = H^{-1}(\phi_i) \exp \frac{2}{4}; \quad (25)$$

One can easily check that the largest contribution to h^2_i is given by perturbations with the wavelength $O(\phi_0)$.

If one takes $\phi_i = O(1) = M$, a typical amplitude of the field becomes much greater than $O(1)$ in Planck units, which means that this field becomes capable of supporting chaotic inflation.¹ One may call this effect 'the curvaton-inflation transmutation.'

In this regime the field typically serves as an inflaton rather than as a curvaton. Indeed, in this case we consider two fields, ϕ and ϕ , in a universe with a Hubble constant determined by a total energy density of both fields. Their combined dynamics can be easily understood in the approximation $H = \text{const}$. In this case

¹ A closely related thought somewhat different possibility was mentioned by David Wands in his talk at the workshop after the conference "The Next Chapter in Einstein's Legacy" at the Yukawa Institute, Kyoto.

$= i \exp \frac{M^2 t}{3H}$, whereas $=_0 \exp \frac{m^2 t}{3H}$. Obviously, for $m \ll M$, H the field practically does not change until inflationary stage driven by the field is over. After that, the field drives subsequent stages of inflation, producing usual inflation perturbations with amplitude $O(m)$:

Thus, if the field was originally greater than $O(1=M)$, then the last stage of inflation is driven by the lightest field. This happens even if the initial value of i is smaller than the Planck value; see [26] for a related discussion.

Until now we were assuming that the scalar field obeys classical evolution described by Eq. (20). However, if $i \ll O(1=M)$ then inflation is eternal [17, 27]. Thus in eternal inflation scenario based on the model with two fields, the last stage of inflation is typically driven by the lightest field. In other words, the lightest field typically is not a curvaton but an inflaton.

Moreover, even if eternal inflation is initially supported only by the field, in some parts of the universe the quantum fluctuations bring this field higher and higher, up to the Planck density. In those regions, the Hubble constant grows up to the Planck value $H \sim 1$, and $h^2 i$ eventually becomes

$$h^2 i = O(m^2): \quad (26)$$

The energy density of the fluctuations of the field also approaches Planck density: $\frac{1}{2} m^2 h^2 i = O(1)$. This is not surprising; in fact this always happens in the eternal inflation scenario based on the simplest chaotic inflation which allows the nearly Planckian energy density [18, 27]. But this means that as a result of quantum fluctuations produced during eternal inflation, the scalar field typically becomes much greater than the field. Indeed, the field can take any value in the interval $j \cdot 1=m$, which is much greater than $j \cdot 1=M$, in Planck units. Later on, the field rolls down faster, and the last stage of inflation is eventually driven by the lighter field.

How these results depend on the choice of the inflaton potential $V(i)$? Assuming that during inflation driven by the field the curvaton mass m is negligibly small compared to the Hubble constant, and the ratio $\frac{V^2(i)}{V^0}$ grows at large i , we obtain from (21) the following estimate for $h^2 i$ at the end of the inflation:

$$h^2 i \sim \frac{V^2(i)}{V^0} \frac{i}{i}: \quad (27)$$

Therefore if at the beginning of inflation (i.e. at $i = i$) the condition

$$V^2(i) > V^0(i) \quad (28)$$

is satisfied, then $h^2 i > 1$, and the curvaton becomes an inflaton. It is easy to verify that, for example, for the power-law potential $V \propto i^n$; the condition of self-reproduction,

$$V^{3=2} > V^0; \quad (29)$$

coincides with (28). Therefore all results which we derived for the massive inflaton potential are valid in this case as well.

Thus we are coming to the conclusion that if eternal inflation takes place in our model (or if the field was greater than $O(1)$ from the very beginning), then the scalar field typically becomes extremely large and plays the role of the inflaton rather than the curvaton. We will return to this conclusion and its consequences in Section V II.

C. Curvaton with $m^2 = -H^2$; $\epsilon < 1$

Another interesting case is when the curvaton mass squared during inflation is proportional to the curvature $R = 12H^2$ [9]. Mass terms H^2 appear in many models of supergravity, and also in the models of the field non-minimally coupled to gravity. Substituting $m^2 = -H^2 = -\frac{1}{3}V$ in (21), we obtain

$$h^2(i) = \frac{1}{12^2} \frac{Z^i V^2}{V^0} \sim \exp \left[\frac{2}{3} \frac{Z}{V^0} \frac{V}{V^0} \right] \frac{1}{V^0} \quad (30)$$

For the case of the power-law potential V the integral in (30) can be calculated exactly. In particular, for $V = \frac{1}{2} M^2 i^2$; we obtain

$$h^2(i) = \frac{M^2}{16^2} i^2 + \frac{6}{i} + \frac{6}{i} e^{-\frac{2}{3} \left(\frac{i}{i} \right)^2} \quad (31)$$

In the case i^2 , this expression simplifies to

$$h^2(i) \sim \frac{M^2}{192^2} \frac{4}{i} i^4: \quad (32)$$

By taking i , we reproduce our previous result (23) for the amplitude of perturbations of the field at the end of inflation driven by the field. Therefore, for M , the mass term H^2 is irrelevant at the self-reproduction scale $i \sim M^{1=2}$ and below. As a result, in this regime the curvaton typically becomes an inflaton and drives the last stages of inflation.

On the other hand, for sufficiently large i , the behavior of the curvaton field in chaotic inflation is well described by the model with constant m and H considered in Section II. Indeed, if i^2 , then, as soon the field becomes much smaller than i , one can neglect the last term in (31), and the result becomes

$$h^2(i) \sim \frac{M^2}{16^2} i^2 + \frac{6}{i}: \quad (33)$$

For i^2 we have

$$h^2(i) \sim \frac{M^2}{16^2} i^2, \quad \frac{3H^4(i)}{8^2 m^2(i)}: \quad (34)$$

Thus, the distribution of the field behaves as a Bunch-Davies distribution for a field with an adiabatically decreasing mass $m^2 \propto H^2$. A typical dispersion of the field slowly decreases, remaining of the order $\frac{H^2(\cdot)}{m^2}$ for $1=2H$ and $1=2M$.

This result is easy to understand. As it was shown in Section II, the Bunch-Davies distribution (3) is established during the time $t \sim \frac{3H}{m^2}$. All results obtained in Section II will remain valid at all stages of inflation where the Hubble constant did not change much during the time $t \sim \frac{3H}{m^2} = \frac{3}{H}$. One can show that this is equivalent to the condition

$$\frac{V^{0/2}}{V} \propto \frac{1}{H^2} : \quad (35)$$

This adiabatic regime ends when $\frac{1}{H^2}$ becomes smaller than $\frac{1}{M^2}$. Thus, at the last stages of inflation Eq. (32) yields

$$h^2 i \propto \frac{3M^2}{8^2} : \quad (36)$$

Note that if $M \gg m$; then $h^2 i < 1$, and the curvaton does not become an isocurvature.

As we have shown in [9], the slope of the spectrum of curvaton perturbations produced in this model depends on the parameter β . If $\beta \ll 1$, the spectrum will be nearly flat, and perturbations will be locally gaussian. If β is sufficiently large, then the typical size of the cells of the curvaton web become small, the perturbations become strongly nongaussian, and they may have blue spectrum.

We should emphasize again that the curvaton perturbations appear in addition to the usual adiabatic perturbations produced by the inflationary fluctuations. By combining these two contributions, one can obtain adiabatic perturbations with a controllable degree of nongaussianity. Also, since each of these two contributions has its own spectral index, a combination of these two spectra may look like a spectrum with a running spectral index.

VII. CURVATON WEB AND STRINGY LANDSCAPE

In this section we will discuss an additional reason to be interested in the curvaton models and the curvaton web.

With the development of inflationary scenario it became clear that the universe may consist of exponentially large number of exponentially large locally homogeneous domains of different types, which allowed us for the first time to obtain a scientific justification of anthropic principle [18, 27, 28, 29, 30]. This possibility became especially interesting when it was realized that string theory may have an enormously large number of different vacua [31, 32, 33, 34].

One may wonder where is our place in the vast stringy landscape? The first thing to say is that we simply cannot live in most of these vacua. For example, we cannot live in a non-compactified 10D space even if its total volume is extremely large. This is a simple superselection rule. One may try to go further and evaluate the probability of emergence of life in a world with different masses and coupling constants. This is what was traditionally done by those who explored various consequences of anthropic principle prior to invention of inflationary cosmology.

Inflation allows us to look at this problem from a different perspective. One may assume that we are typical observers, and the total number of observers is proportional to the total volume of the universe. Therefore the probability to live in a part of the universe with given properties depends not only on these properties, but also on the volume of this part of the universe as compared to the volume of other parts. Since volume is exponentially sensitive to parameters of inflationary theory and initial conditions for inflation, investigation of the volume-weighted probability distribution of different parts of the universe can give us a very powerful tool for understanding of our place in the universe.

The volume-weighted probability distribution in inflationary cosmology was introduced in [27, 35]. A detailed investigation of this probability distribution and its applications to anthropic principle was performed in [18], which was followed by many other works on this subject, see e.g. [29, 30, 36] and references therein.

There are many problems related to the use of this probability distribution, including the choice of a proper probability measure and a general issue of its interpretation. These issues could seem abstract and academic, but recently the situation changed. After the invention of the mechanism of moduli stabilization in string theory and the development of the concept of string theory landscape [31, 32, 33, 34] the problem of the choice of a most probable vacuum state became one of the most important problems of modern physics. Many string theorists and cosmologists began actively debating this question. It is not our goal to discuss all of these issues in this paper. Here we will only mention one aspect of this problem related to the curvaton web.

To explain the basic issue, let us consider, following [23, 29, 37], the simplest class of inflationary models with a potential $V(\phi) = \frac{M^2}{2} \phi^2$, which we discussed in Sect. VI. During the rolling of this field from its initial value ϕ_i the universe expands as $e^{\frac{2}{3} \phi_i}$, see Eq. (25). Suppose inflation began at the Planck boundary $V(\phi_i) = \frac{M^2}{2} \phi_i^2 = 1$. Then, ignoring the issues of eternal inflation, the volume of the universe during inflation in this scenario grows exponentially in time. If instead of that we assume that inflation begins at the eternal inflation boundary $\phi_i = \frac{1}{\sqrt{M}}$, one finds that the volume of the universe grows by a factor of $\exp(0.1)$. In either case, the total volume of

the universe after inflation grows exponentially when M decreases.

Thus if the inflation mass M can take different values in different parts of the universe, one may argue that the parts with a smaller M will be exponentially bigger, so they will contain exponentially greater number of observers, and therefore a typical observer will live in a part of the universe with the smallest possible inflation mass.

On the other hand, the amplitude of density perturbations produced in this scenario is [1, 3, 17]

$$\delta \rho / \rho = \frac{V^{3/2}}{V^0} M^{-2} M \quad (37)$$

at the end of chaotic inflation, where $\phi = 0$ (1). Since the volume of the parts of the universe produced by inflation is exponentially sensitive to the value of M , one may argue that it would be exponentially more probable to live in the universe with the amplitude of density perturbations much smaller than its present value.

This is a serious problem, which was especially clearly described in Ref. [23] on the basis of a combined analysis of the probability distribution for the cosmological constant and the amplitude of density perturbations.

One should note that this problem appears mostly because of the assumption that the probability to live in a given part of the universe is proportional to the degree of inflation. While this is a reasonable assumption [18], its validity is not absolutely clear; see e.g. a discussion in [30, 38]. In particular, if one uses the probability measure associated with the volume at the hypersurface of time measured in units of H^{-1} , which was one of the two possible measures advocated in [18], then the resulting probability distribution does not contain any factors of the type of $e^{\frac{2}{3}t}$. In addition, we do not actually know whether it makes any sense to compare different causally disconnected parts of the universe with different parameters [30].

These issues deserve a separate investigation, which goes beyond the scope of the present paper. Still, with all of these uncertainties in mind, the problem described above should not be discarded. In order to resolve this problem, it was suggested in [29] that the cosmological perturbations of metric should be produced not by the inflaton field but by cosmic strings, in which case the amplitude of perturbations does not depend on M and on the duration of inflation. This possibility by now is ruled out by cosmological observations. Therefore in [23] it was proposed to use the curvaton mechanism of generation of density perturbations. The main idea is that in the simplest versions of this scenario — $\frac{H}{2}$, see Eq. (1). This amplitude does not depend on the mass of the inflaton field, so one can maximize the amount of inflation by minimizing M , without affecting $\delta \rho / \rho$.

One of the problems with this proposal is that in this scenario the probability to live in the universe with the

amplitude of density perturbations greater than some given value $\delta \rho / \rho$, and with the anthropic constraints imposed on the combination of $\delta \rho / \rho$ and the cosmological constant Λ , is proportional to $\delta \rho / \rho^2$ [23]. This result suggests that we should live in the universe with $\delta \rho / \rho \sim 10^{-5}$, which also disagrees with the observational data. In order to avoid this problem it was suggested to consider more complicated, multi-component curvaton models [23].

In this respect, our investigation of the curvaton web brings both good and bad news. The good news is that if one takes into account production of the curvaton particles during reheating, then the amplitude of the curvaton perturbations does not blow up at small ϕ . Instead it has a maximal value given by $\delta \rho / \rho_{\text{max}} = \frac{H}{2C}$, see Eq. (15). This would be consistent with observations for $C \sim 10^4 H$.

The bad news is that this idea requires a specially carefully tuned mechanism of reheating after inflation. Moreover, this idea does not work at all in the simplest curvaton models. For example, as pointed out in Section VI, in the eternal inflation scenario in the model with the curvaton potential $m^2 = 2$ and the inflaton potential $M^2 = 2$, the field typically plays the role of the inflaton instead of the curvaton.

One can avert this conclusion by considering the field with the mass $m^2 = m_0^2 + H^2$ with a sufficiently large m_0 , as we did in [9]; see Section VIC. But this makes the model more complicated and prompts to look for alternative ideas.

The simplest way to obtain $m^2 = m_0^2 + H^2$ is to add the term $\frac{1}{24} R^2$ to the Lagrangian. But if one does it for the curvaton, one may do it for the inflaton as well. By adding the term $\frac{1}{2} R^2$ to the Einstein Lagrangian $\frac{1}{2} R$, one would make it impossible for the field to be greater than $1 = \frac{1}{8} \frac{1}{(1 - \frac{1}{2} R)^2}$ because the effective gravitational constant $G = (8(1 - \frac{1}{2} R)^2)^{-1}$ becomes singular at $R = 1$. In this model the maximal amount of inflation can be estimated by $e^{\frac{2}{3}t} = e^{\frac{1}{3}t}$. This quantity no longer depends on M , so the whole problem discussed in [23, 29, 37] disappears.

More generally, this problem arises only because the models considered in [23, 29, 37] depend on a single parameter, such as the inflaton mass M , or a coupling constant in the potential V . As we just mentioned, this problem disappears if we add a second parameter, λ , and keep it fixed. Of course, one may argue that this parameter must be minimized in its turn, in order to maximize the degree of inflation. But with each such step the reliability of the basic arguments becomes less certain.

In this respect, it is quite instructive to consider a different modification of the theory. Let us add a constant V_0 to the potential $M^2 = 2$, and assume that inflation ends when the field reaches some point ϕ_0 with $M^2 = 2 - V_0$, as it happens in the hybrid inflation sce-

nario [39]. In this case, as before, the total duration of inflation will be determined by the behavior of the universe at extremely large ϕ , where $M^2 = 2 - 1 - V_0$. This duration will be almost the same as in the simple model $M^2 = 2$. Meanwhile the amplitude of density perturbations during the last 60 e-folds will be determined by inflation in the regime $M^2 = 2 - V_0$, and it will be proportional to M^2 [39]:

$$\frac{V^{3/2}}{V^0} \frac{V_0^{3/2}}{M^2_0} : \quad (38)$$

In this case one would have another problem: Long duration of inflation, as before, favors small M^2 , but now small M^2 lead to unacceptably large density perturbations.

So what is the problem? Is it an unacceptably small density perturbations, as in the model $M^2 = 2$, or an unacceptably large density perturbations, as in the model $M^2 = 2 + V_0$?

The root of this ambiguity is easy to understand. The degree of inflation in this scenario is determined by the shape of the potential at extremely large ϕ , whereas the amplitude of density perturbations is determined by the shape of the potential at relatively small ϕ . The problem discussed in [23, 29, 37] appears only if one believes that the shape of the inflation potential is determined by a single parameter and does not change during an incredibly large interval of variation of the inflation field. We do not think that this requirement is generically satisfied by inflationary models in string landscape.

The simplest way to address this problem is to maximize the total amount of inflation by properly tuning the part of the potential describing the main part of the process of inflation (which corresponds to $\phi \sim 0$ (10) in the simplest chaotic inflation models), and then tune the part describing the last 60 e-folds of inflation by tuning the remaining part of the potential ($\phi \sim 0$ (10) in our example). As our example shows, one can easily tune the amplitude of perturbations of metric anywhere in the interval from 0 to 0 (1) without altering the early stage of inflation which is responsible for the total degree of inflation.

Therefore we believe that it would be somewhat premature to use anthropic considerations for justification of the curvaton scenario.

V III. CONCLUSIONS

In this paper we discussed the global structure of the universe in the simplest curvaton scenario proposed in our paper [9]. This scenario is based on the theory of two massive scalar fields, the inflaton and the curvaton, interacting with each other only gravitationally. We have shown that stochastic processes during eternal

inflation in this scenario divide the universe into many exponentially large domains containing either positive or negative values of the curvaton field. The amplitude of the curvaton perturbations in this scenario depends on the process of reheating after inflation and has a rather nontrivial behavior as a function of the distance from the walls $\phi = 0$ separating the domains with positive and negative ϕ . We called the resulting structure, which was shown in Figs. 2, 3, 'the curvaton web.'

Depending on the parameters of the model and on our own position with respect to the curvaton web, we may live in a universe with strongly nongaussian adiabatic perturbations, or in the universe with locally gaussian adiabatic perturbations with the amplitude depending on our position, or in the universe dominated by the usual gaussian inflation perturbations with a small admixture of nongaussian curvaton perturbations. In the last case, one may relax many constraints imposed by the requirement of a secondary reheating and creation of dark matter and baryons after the curvaton decay, and instead of the adiabatic perturbations produced by the decaying curvaton study a small admixture of isocurvature nongaussian perturbations. Moreover, in different parts of the universe the same scalar fields may play either the role of the curvaton or the role of the inflaton; the effect which we called 'the curvaton-inflation transmutation.'

This example shows that in addition to a discrete spectrum of possibilities, which appear after compactification in string landscape scenario, one may have a continuous spectrum of possibilities, which appear because of a complicated dynamics in the early universe. The availability of so many new possibilities is encouraging, but also rather disturbing. The curvaton scenario is much more complicated than the usual scenario where the adiabatic perturbations are produced by the inflation fluctuations, so we believe that it should be used sparingly. On the other hand, in certain situations the curvaton scenario can be quite useful. In particular, it provides by far the simplest way to obtain a controllable amount of nongaussian perturbations of metric [9]. It has many other interesting and unusual features, some of which were discussed in this paper, so it certainly deserves further investigation.

Acknowledgments

This paper was initiated by discussions during the conference "The Next Chapter in Einstein's Legacy" at the Yukawa Institute, Kyoto, and the subsequent workshop. We are very grateful to the organizers of this conference for hospitality. We are especially grateful to Lev Kofman, Misao Sasaki and Alex Vilenkin for many valuable discussions. The work by A.L. was supported by NSF grant PHY-0244728 and by Kyoto University.

-
- [1] V.F. Mukhanov and G.V. Chibisov, JETP Lett. 33, 532 (1981); V.F. Mukhanov and G.V. Chibisov, Sov. Phys. JETP 56, 258 (1982); S.W. Hawking, Phys. Lett. 115B, 295 (1982); A.A. Starobinsky, Phys. Lett. 117B, 175 (1982); A.H. Guth and S.-Y. Pi, Phys. Lett. 49, 1110 (1982); J. Bardeen, P.J. Steinhardt and M. Turner, Phys. Rev. D 28, 679 (1983); V.F. Mukhanov, JETP Lett. 41, 493 (1985).
- [2] V.F. Mukhanov, H.A. Feldman, and R.H. Brandenberger, Phys. Rept. 215, 203 (1992).
- [3] V.F. Mukhanov, "Physical Foundations of Cosmology" (Cambridge University Press, 2005).
- [4] H.V. Peiris et al., "First year Wilkinson Microwave Anisotropy Probe (WMAP) observations: Implications for inflation," Astrophys. J. Suppl. 148, 213 (2003) [arXiv:astro-ph/0302225].
- [5] C.J. MacTavish et al., "Cosmological Parameters from the 2003 flight of BOOMERANG," astro-ph/0507503.
- [6] A.D. Linde, "Generation Of Isothermal Density Perturbations In The Inflationary Universe," JETP Lett. 40, 1333 (1984) [Pisma Zh. Eksp. Teor. Fiz. 40, 496 (1984)]; A.D. Linde, "Generation Of Isothermal Density Perturbations In The Inflationary Universe," Phys. Lett. B 158, 375 (1985); L.A. Kofman, "What Initial Perturbations May Be Generated In Inflationary Cosmological Models," Phys. Lett. B 173, 400 (1986); L.A. Kofman and A.D. Linde, "Generation Of Density Perturbations In The Inflationary Cosmology," Nucl. Phys. B 282, 555 (1987); A.D. Linde and D.H. Lyth, "Axionic Domain Wall Production During Inflation," Phys. Lett. B 246, 353 (1990).
- [7] S. Mollerach, "Isocurvature Baryon Perturbations And Inflation," Phys. Rev. D 42, 313 (1990).
- [8] C. Gordon and A. Lewis, "Observational constraints on the curvaton model of inflation," Phys. Rev. D 67, 123513 (2003) [arXiv:astro-ph/0212248]; F. Ferrer, S. Rasanen and J. Valiviita, "Correlated isocurvature perturbations from mixed inflation-curvaton decay," JCAP 0410, 010 (2004) [arXiv:astro-ph/0407300]; H. Kurki-Suonio, V. Muhonen and J. Valiviita, "Correlated Primordial Perturbations in Light of CMB and LSS Data," Phys. Rev. D 71, 063005 (2005) [arXiv:astro-ph/0412439]; M. Beltran, J. Garcia-Bellido, J. Lesgourgues and M. Viel, "Squeezing the window on isocurvature modes with the Lyman-alpha forest," Phys. Rev. D 72, 103515 (2005) [arXiv:astro-ph/0509209].
- [9] A.D. Linde and V. Mukhanov, "Nongaussian isocurvature perturbations from inflation," Phys. Rev. D 56, 535 (1997) [arXiv:astro-ph/9610219].
- [10] D.H. Lyth and D. Wands, "Generating the curvature perturbation without an inflation," Phys. Lett. B 524, 5 (2002) [arXiv:hep-ph/0110002]; D.H. Lyth, C. Ungarelli and D. Wands, "The primordial density perturbation in the curvaton scenario," Phys. Rev. D 67, 023503 (2003) [arXiv:astro-ph/0208055]; D.H. Lyth and D. Wands, "The CDM isocurvature perturbation in the curvaton scenario," Phys. Rev. D 68, 103516 (2003) [arXiv:astro-ph/0306500]; K.D. Inopoulos, G. Lazarides, D. Lyth and R. Ruiz de Austri, "Curvaton dynamics," Phys. Rev. D 68, 123515 (2003) [arXiv:hep-ph/0308015].
- [11] T. Moroi and T. Takahashi, "Effects of cosmological moduli fields on cosmic microwave background," Phys. Lett. B 522, 215 (2001) [Erratum-ibid. B 539, 303 (2002)] [arXiv:hep-ph/0110096].
- [12] G. Dvali, A. Gruzinov and M. Zaldarriaga, "A new mechanism for generating density perturbations from inflation," Phys. Rev. D 69, 023505 (2004) [arXiv:astro-ph/0303591]; L. Kofman, "Probing string theory with modulated cosmological fluctuations," arXiv:astro-ph/0303614; A. Mazumdar and M. Postma, "Evolution of primordial perturbations and a fluctuating decay rate," Phys. Lett. B 573, 5 (2003) [Erratum-ibid. B 585, 295 (2004)] [arXiv:astro-ph/0306509]; F. Bernardeau, L. Kofman and J.P. Uzan, "Modulated fluctuations from hybrid inflation," Phys. Rev. D 70, 083004 (2004) [arXiv:astro-ph/0403315]; D.H. Lyth, "Generating the curvature perturbation at the end of inflation," arXiv:astro-ph/0510443.
- [13] B.A. Bassett, S. Tsujikawa and D. Wands, "Inflation dynamics and reheating," arXiv:astro-ph/0507632.
- [14] A.D. Linde, "Extended Chaotic Inflation And Spatial Variations Of The Gravitational Constant," Phys. Lett. B 238, 160 (1990); J. Garcia-Bellido, A.D. Linde and D.A. Linde, "Fluctuations of the gravitational constant in the inflationary Brans-Dicke cosmology," Phys. Rev. D 50, 730 (1994) [arXiv:astro-ph/9312039].
- [15] M. Tegmark and M.J. Rees, "Why is the CMB fluctuation level 10^{-5} ?", Astrophys. J. 499, 526 (1998) [arXiv:astro-ph/9709058].
- [16] T.S. Bunch and P.C.W. Davies, Proc. Roy. Soc. A 360, 117 (1978); A.Vilenkin and L. Ford, Phys. Rev. D 26, 1231 (1982); A.D. Linde, Phys. Lett. 116B, 335 (1982); A.A. Starobinsky, Phys. Lett. 117B, 175 (1982).
- [17] A.D. Linde, Particle Physics and Inflationary Cosmology (Harwood, Chur, Switzerland, 1990); arXiv:hep-th/0503203.
- [18] A.D. Linde, D.A. Linde and A. Mielczewski, "From the Big Bang theory to the theory of a stationary universe," Phys. Rev. D 49, 1783 (1994) [arXiv:gr-qc/9306035]; J. Garcia-Bellido, A.D. Linde and D.A. Linde, "Fluctuations of the gravitational constant in the inflationary Brans-Dicke cosmology," Phys. Rev. D 50, 730 (1994) [arXiv:astro-ph/9312039].
- [19] A.D. Dolgov and A.D. Linde, "Baryon Asymmetry In Inflationary Universe," Phys. Lett. B 116, 329 (1982); L.F. Abbott, E. Farhi and M.B. Wise, "Particle Production In The New Inflationary Cosmology," Phys. Lett. B 117, 29 (1982).
- [20] L. Kofman, A.D. Linde and A.A. Starobinsky, "Reheating after inflation," Phys. Rev. Lett. 73, 3195 (1994) [arXiv:hep-th/9405187]; L. Kofman, A.D. Linde and A.A. Starobinsky, "Towards the theory of reheating after inflation," Phys. Rev. D 56, 3258 (1997) [arXiv:hep-ph/9704452].
- [21] D.H. Lyth, Phys. Rev. D 45, 3394 (1992).
- [22] A. Linde, V. Mukhanov and M. Sasaki, "Post-inflationary behavior of adiabatic perturbations and tensor-to-scalar ratio," arXiv:astro-ph/0509015.
- [23] J. Garriga and A. Vilenkin, "Anthropic prediction for and the Q catastrophe," arXiv:hep-th/0508005.
- [24] T. Hattori and K. Yamamoto, "Non-Gaussianity in multi-field stochastic inflation with the scal-

- ing approximation," JCAP 0507, 005 (2005) [[arXiv:astro-ph/0506373](#)].
- [25] G.N.Felder, L.Kofman and A.D.Linde, "Gravitational particle production and the moduli problem," JHEP 0002, 027 (2000) [[arXiv:hep-ph/9909508](#)].
- [26] L.A.Kofman and A.D.Linde, "Generation Of Density Perturbations In The Inflationary Cosmology," Nucl. Phys. B 282 (1987) 555.
- [27] A.D.Linde, "Eternally Existing Self-reproducing Chaotic Inflationary Universe," Phys. Lett. B 175, 395 (1986); A.D.Linde, "Inflation And Quantum Cosmology," Print-86-0888 (June 1986), in: Three hundred years of gravitation, (Eds.: Hawking, S.W. and Israel, W., Cambridge Univ. Press, 1987), 604; A.D.Linde, and M.I.Zelnikov, "Inflationary Universe With Fluctuating Dimension," Phys. Lett. B 215, 59 (1988); A.D.Linde, "Extended Chaotic Inflation And Spatial Variations Of The Gravitational Constant," Phys. Lett. B 238, 160 (1990)
- [28] A.D.Linde, "The New Inflationary Universe Scenario," In: The Very Early Universe, ed. G.W.Gibbons, S.W.Hawking and S.Siklos, pp. 205-249 (Cambridge University Press, 1983); A.D.Linde, "Inflation Can Break Symmetry In Susy," Phys. Lett. B 131 (1983) 330; A.D.Linde, "The Inflationary Universe," Rept. Prog. Phys. 47 (1984) 925.
- [29] Vilenkin, A. (1995) "Predictions From Quantum Cosmology," Phys. Rev. Lett. 74, 846 [[arXiv:gr-qc/9406010](#)].
- [30] J.Garcia-Bellido and A.D.Linde, "Stationarity of inflation and predictions of quantum cosmology," Phys. Rev. D 51, 429 (1995) [[arXiv:hep-th/9408023](#)].
- [31] S.Kachru, R.Kalosh, A.Linde and S.P.Trivedi, "De Sitter vacua in string theory," Phys. Rev. D 68, 046005 (2003) [[arXiv:hep-th/0301240](#)].
- [32] R. Bousso and J. Polchinski, "Quantization of four-form fluxes and dynamical neutralization of the cosmological constant," JHEP 0006, 006 (2000) [[arXiv:hep-th/0004134](#)].
- [33] L. Susskind, "The anthropic landscape of string theory," [arXiv:hep-th/0302219](#).
- [34] M.R.Douglas, "The statistics of string / M theory vacua," JHEP 0305, 046 (2003) [[arXiv:hep-th/0303194](#)]; F. Denef and M.R.Douglas, "Distributions of flux vacua," JHEP 0405, 072 (2004) [[arXiv:hep-th/0404116](#)]. M.R.Douglas, "Basic results in vacuum statistics," Comptes Rendus Physique 5, 965 (2004) [[arXiv:hep-th/0409207](#)].
- [35] A.S.Goncharov, A.D.Linde and V.F.Mukhanov, "The Global Structure Of The Inflationary Universe," Int. J. Mod. Phys. A 2, 561 (1987).
- [36] J. Garriga, D. Schwartz-Perlov, A. Vilenkin and S. Winitzki, "Probabilities in the inflationary multiverse," [arXiv:hep-th/0509184](#).
- [37] B.Feldstein, L.J.Hall and T.Watari, "Density perturbations and the cosmological constant from inflationary landscapes," [arXiv:hep-th/0506235](#).
- [38] B.Freivogel, M.Kleban, M.Rodriguez Martinez and L. Susskind, "Observational consequences of a landscape," [arXiv:hep-th/0505232](#).
- [39] A.D.Linde, "Axions in inflationary cosmology," Phys. Lett. B 259, 38 (1991); A.D.Linde, "Hybrid inflation," Phys. Rev. D 49, 748 (1994) [[astro-ph/9307002](#)].