

Evidence for collisional depolarization in the MgH lines of the second solar spectrum

A. Asensio Ramos¹ and J. Trujillo Bueno^{1,2}

aasensio@iac.es, jtb@iac.es

ABSTRACT

Analysis of the Hanle effect in solar molecular lines allows us to obtain empirical information on hidden, mixed-polarity magnetic fields at subresolution scales in the (granular) upflowing regions of the ‘quiet’ solar photosphere. Here we report that collisions seem to be very efficient in depolarizing the rotational levels of MgH lines. This has the interesting consequence that in the upflowing regions of the quiet solar photosphere the strength of the hidden magnetic field cannot be sensibly larger than 10 G, assuming the simplest case of a single valued microturbulent field that fills the entire upflowing photospheric volume. Alternatively, an equally good theoretical fit to the observed scattering polarization amplitudes can be achieved by assuming that the rate of depolarizing collisions is an order of magnitude smaller than in the previous collisionally dominated case, but then the required strength of the hidden field in the upflowing regions turns out to be unrealistically high. These constraints reinforce our previously obtained conclusion that there is a vast amount of hidden magnetic energy and unsigned magnetic flux localized in the (intergranular) downflowing regions of the quiet solar photosphere.

Subject headings: Magnetic fields - polarization - scattering - Stars: atmospheres.
The Astrophysical Journal Letters (2005; in press).

1. Introduction

One of the interesting observational discoveries of the last decade is that several diatomic molecules in the “quiet” regions of the solar photosphere, such as MgH, C₂ and CN, show

¹Instituto de Astrofísica de Canarias, 38205, La Laguna, Tenerife, Spain

²Consejo Superior de Investigaciones Científicas, Spain

conspicuous scattering polarization signals when observing close to the edge of the solar disk (Stenflo & Keller 1997; Gandorfer 2000, 2003; Stenflo 2003). Of particular interest is the fact, reported by Gandorfer (2000) and Stenflo (2003), that the molecular scattering polarization amplitudes at a given distance from the solar limb appear to be both spatially invariant and independent of the solar magnetic activity cycle, in sharp contrast with the behavior of many strong atomic lines.

For us, this was indeed a truly puzzling behavior because, as pointed out by Landi Degl’Innocenti (2003) and Trujillo Bueno (2003a) during the third international workshop on solar polarization, the sensitivity of molecular lines to the Hanle effect should actually be similar to that of atomic lines. It is true that the Landé factors (g_L) of the molecular line levels are typically much smaller than those of atomic lines (Berdyugina et al. 2002), but this does not imply at all that molecular lines are “immune” to the Hanle effect because one has to take into account that the radiative lifetimes ($t_{\text{lif}}e$) of molecular levels are generally larger than those of atomic lines. Consequently, the critical Hanle field strength, $B_H = 1.137 \times 10^{-7} / (t_{\text{lif}}e g_L)$, is similar for both atomic and molecular lines¹ (e.g., $B_H \approx 23$ G for the Sr I 4607 Å line and $B_H \approx 22$ G for the 5175.38 Å line of MgH).

The resolution of that puzzling behavior was found when it was pointed out (Trujillo Bueno 2003a) that the observed scattering polarization in very weak spectral lines, such as those of molecules, is coming *mainly* from the upflowing regions of the “quiet” solar photosphere (see Fig. 2 of Trujillo Bueno et al. 2004). According to atomic physics, the scattering polarization in molecular lines is indeed sensitive to the Hanle effect. What happens in the Sun is that the probability density function (PDF) that describes the distribution of magnetic fields in the (granular) upflowing regions is dominated by very weak fields, so that the magnetic fields that could in principle produce a *substantial* Hanle depolarization have a very small filling factor (Trujillo Bueno 2003a). For instance, if we assume that the shape of that PDF is an exponential we then find $\langle B \rangle \approx 15$ G when applying the Hanle effect line ratio technique for C₂ lines reported by Trujillo Bueno (2003a), which corresponds to $\langle B \rangle \approx 7$ G for the simpler case of a single valued field (Trujillo Bueno et al. 2004)².

The main purpose of this letter is to report on the very interesting finding summarized

¹ B_H is the field strength that is sufficient to produce a significant change in the line’s scattering polarization amplitude when the excitation of the atomic or molecular system is dominated by radiative transitions. If collisions are also efficient then the critical Hanle field increases due to collisional quenching.

²This conclusion has been confirmed by Berdyugina & Fluri (2004) by using three unblended C₂ lines that are thought to be more sensitive to the weaker fields. The value $\langle B \rangle \approx 15$ G that they reported *for the single valued microturbulent field case* is an overestimation, given that their analysis is in error by a factor of 2 because C₂ does not have Λ-doubling. This fact has been independently noticed by those authors.

in the abstract. As shown below, our theoretical investigation is based on three-dimensional (3D) radiative transfer modeling of the scattering polarization in each of the 37 unblended MgH lines that show significant linear polarization amplitudes in Gandorfer’s (2000) atlas of the linearly-polarized solar limb spectrum.

2. Formulation of the problem

We have solved the 3D scattering polarization problem in each unblended MgH line in a way similar to that pursued by Trujillo Bueno et al. (2004) for the Sr I 4607 Å line case –that is, by using a realistic 3D model of the solar photosphere resulting from Asplund’s et al. (2000) hydrodynamical simulations of solar surface convection.

The MgH lines that produce scattering polarization signals in the Sun are located around 5100 Å and they result from $\Delta J = J_u - J_l = 0$ (Q-branch) transitions between the rotational J_u -levels of the $v_u = 0$ vibrational level of the excited electronic state, $A^2\Pi$, and the J_l -levels of the $v_l = 0$ level of the ground electronic state, $X^2\Sigma^+$. The separation between adjacent J -levels within each vibrational level is of the order of 10^{10} s^{-1} , which is a few orders of magnitude larger than the level’s natural width. It follows that in the absence of magnetic fields quantum interferences between such J levels can be neglected, which is expected to be a suitable approximation at least up to the magnetic field strength that establishes the transition to the Paschen-Back regime for the very first J_l levels (i.e., at least up to $B \approx 280 \text{ G}$ according to Berdyugina & Solanki 2002). The Landé factors we have used are the exact ones, which for the upper levels correspond to the intermediate coupling scheme between Hund’s cases (a) and (b), while for the lower levels to Hund’s case (b). Interestingly, because for MgH lines with $J \geq 4.5$ the Landé factor $g_L \propto 1/J$, we have that the Hanle field $B_H \propto J$. Thus, for example, $B_H \approx 13 \text{ G}$ for the $Q_1(J = 6.5)$ line, while it is $B_H \approx 78 \text{ G}$ for the $Q_1(J = 37.5)$ line. It is of interest to point out that, in principle, this differential sensitivity to the Hanle effect may be modified due to the possibility of a dependence with J of the collisional rates. We will address this differential collisional quenching issue in more detail in a forthcoming publication.

Although we have solved the radiative transfer equations numerically in the chosen 3D photospheric model, it is useful to note that for the limiting case of a tangential observation in a plane-parallel atmosphere the emergent fractional linear polarization is approximately given by

$$\frac{Q}{I} \approx \frac{3}{2\sqrt{2}} \frac{\eta_I^l}{\eta_I^l + \eta_I^c} \left[\frac{S_l}{S_\nu} w_{J_u J_l}^{(2)} \sigma_0^2(J_u) - w_{J_l J_u}^{(2)} \sigma_0^2(J_l) \right], \quad (1)$$

where $\sigma_0^2(J) = \rho_0^2(J)/\rho_0^0(J)$ is the fractional alignment of the J -level (being $\rho_0^0(J)$ and $\rho_0^2(J)$ the multipolar components of the density matrix corresponding to the J -level, so that $\rho_0^0(J)$ is proportional to the overall population of the J -level while $\rho_0^2(J)$ is non-zero if the population of substates with different values of $|M|$ are different). The rest of the symbols in Eq. (1) have their usual meaning (see Trujillo Bueno 2003a).

We have calculated the number density of MgH molecules at each grid point of the 3D photospheric model by applying the instantaneous chemical equilibrium approximation, which is a reliable one in the solar photosphere (Asensio Ramos & Trujillo Bueno 2003). Moreover, a two-level molecular model for each particular line transition is a good approximation for calculating $\sigma_0^2(J)$, for both $J = J_u$ and $J = J_l$ (Landi Degl’Innocenti 2003; Asensio Ramos & Trujillo Bueno 2003). It is clarifying to note that the fractional polarization of each J -level is approximately given by

$$\sigma_0^2(J) \approx \mathcal{H}_{JJ'}^{(2)}(J) \frac{J_0^2}{J_0^0}, \quad (2)$$

where J_0^2/J_0^0 is the degree of anisotropy of the radiation field at the line’s frequency (e.g., Trujillo Bueno 2001), while $\mathcal{H}_{JJ'}^{(2)}(J)$ (being J' the total angular momentum of the lower level “ l ” if J is that of the upper level “ u ”, and viceversa) accounts for the joined depolarizing action of collisions and of the assumed microturbulent field.

If the ground level is assumed to be unpolarized (i.e., $\sigma_0^2(J_l) = 0$), then the relevant statistical equilibrium equations for the microturbulent field case are those derived by Trujillo Bueno & Manso Sainz (1999), which give

$$\mathcal{H}_{J_u J_l}^{(2)}(J_u) = \mathcal{H}^{(2)} w_{J_u J_l}^{(2)} \frac{1 - \epsilon}{1 + \delta_u (1 - \epsilon)}, \quad (3)$$

where $\mathcal{H}^{(2)}$ is the Hanle depolarization factor, $\delta_u = D_u^{(2)} t_{\text{life}}$ quantifies the upper-level rate of elastic (depolarizing) collisions in units of the inverse of the upper-level’s lifetime, and ϵ is the probability that a de-excitation event is caused by inelastic collisions.

For the general case in which we have population imbalances in both levels the problem is much more complicated because it requires solving jointly the rate equation for each $\rho_0^K(J)$ multipolar component of the lower and upper levels assuming statistical steady state and the Stokes-vector transfer equations (see Trujillo Bueno 2003b). Fortunately, it can be shown that under the weak anisotropy limit approximation discussed by Landi Degl’Innocenti & Landolfi (2004) a relationship similar to that of Eq. (2) holds for each J -level (i.e., for both $J = J_u$ and $J = J_l$), although with considerably more involved expressions for $\mathcal{H}_{JJ'}^{(2)}(J)$.

3. Results

Here we investigate which combinations of field strengths and collisional rates produce polarization amplitudes in agreement with Gandorfer’s (2000) observations. For simplicity in the presentation, the selected calculations below correspond to the case in which the same elastic collisional rate is assumed for both the upper and lower levels (i.e., $D_l^{(2)} = D_u^{(2)} = D^{(2)}$). As will be shown below in Fig. 4, we have done this exercise for each of the 37 unblended MgH lines that show measurable Q/I signals, whose J -values span from 6.5 to 37.5. However, we show first details of our calculations for a representative MgH line: the $Q_1(J = 10.5)$ line at 5175.3867 Å, whose Einstein coefficient for spontaneous emission is $A_{ul} = 0.99 \times 10^7 \text{ s}^{-1}$ (Weck et al. 2003).

3.1. The case without collisions

Firstly, we consider the *collisionless* case in which we have only varied the strength of the microturbulent magnetic field, which is assumed to have the same value at all the grid-points of the 3D atmospheric model. Figure 1 shows that magnetic depolarization alone is not sufficient to explain the observed scattering polarization amplitude.

3.2. The case without magnetic fields

Secondly, we consider the case in which only the rate of elastic collisions is increased, while both inelastic collisions and magnetic fields are disregarded. Figure 2 shows that the collisional depolarization rate needed for obtaining a Q/I value compatible with Gandorfer’s (2000) observations is $\delta_u = D_u^{(2)} t_{\text{life}} \approx 9$. This is an order-of-magnitude greater than the δ_u -value reported by Mohan Rao & Rangarajan (1999) for the $\lambda 5165.933$ line, which they obtained via a simplistic 1D modeling approach.

3.3. The case with collisions and magnetic fields

The solid line of Fig. 3 shows the magnetic field sensitivity of the spatially averaged Q/I calculated assuming $\delta_u = 8.76$ –that is, using the elastic collisional rate value that in the absence of magnetic fields fits the Q/I amplitude observed in the 5175.38 Å MgH line. The important point to remember is that in this collisionally dominated case a good agreement with the observed scattering polarization amplitude is found only if the assumed

microturbulent field is weaker than about 10 G.

The dashed line of Fig. 3 shows what happens when we do the same numerical experiment but using instead $\delta_u = 0.82$ –that is, the elastic collisional rate that in the presence of a sufficiently strong microturbulent field (so as to produce complete Hanle saturation in both levels of the 5175.38 Å MgH line) fits the observed Q/I amplitude. The main point we want to highlight now is that in this weakly collisional case the minimum strength of the microturbulent field needed to fit the observed polarization amplitude must be *at least* ~ 100 G. In our opinion, this represents an unrealistically high value for the strength of the microturbulent field in the (granular) upflowing regions.

Finally, Fig. 4 is the most conclusive figure of this Letter, since it summarizes the information we have obtained from the analysis we have carried out for *all* the unblended MgH lines that show sizable Q/I amplitudes in Gandorfer’s (2000) atlas. For each pair of collisional rate ($D^{(2)}$) and of the microturbulent magnetic field strength (B), the figure shows the value of the well-known χ^2 least-squares function. As expected from the analysis we have done separately for each MgH line (see, e.g., Fig. 3) we find that (essentially) the following two possibilities lead to an equally good *best fit* to the observed linear polarization amplitudes in *all* the unblended MgH lines simultaneously: (1) A collisionally dominated case characterized by $\langle \delta_u \rangle = \langle D^{(2)} \rangle t_{\text{life}} \approx 9$ and with the possibility of having a weak microturbulent field whose strength cannot be sensibly larger than 10 G (concerning the case of a volume-filling and single valued tangled field) and (2) a strongly magnetized case characterized by a microturbulent field of strength greater than a few hundred gauss, which nevertheless requires the presence of elastic collisions with $\langle \delta_u \rangle = \langle D^{(2)} \rangle t_{\text{life}} \approx 0.9$ for fitting the observations³.

4. Conclusions

We have shown that in the “quiet” regions of the solar photosphere collisions seem to be very efficient in depolarizing the rotational levels of MgH lines. If the inferred depolarization is fully due to elastic collisions, then a single valued microturbulent field of strength sensibly larger than 10 G filling the whole upflowing volume of the solar photosphere would be

³The calculations we have selected for this section were carried out neglecting inelastic collisions –that is, assuming $\epsilon = 0$. However, similar results are obtained for $\epsilon \lesssim 0.5$, and it is very unlikely that the inelastic collisional rates of the MgH lines (which result from electronic transitions whose $A_{ul} \approx 10^7 \text{s}^{-1}$) are so important to give $\epsilon > 0.5$. In any case, the only significant difference for $0.5 < \epsilon < 0.8$ lies in the strongly magnetized solution, which turns out to be characterized by even smaller δ_u -values.

incompatible with the observations. This constraint for the strength of the hidden field in the (granular) upflowing regions of the quiet solar photosphere is very gratifying since it is in agreement with our result that the differential Hanle effect in the C_2 lines of the Swan system implies the presence of very weak fields, with $\langle B \rangle < 10$ G (Trujillo Bueno 2003a; Trujillo Bueno et al. 2004).

As pointed out by Trujillo Bueno et al. (2004) a volume filling microturbulent field of 10 G is too weak for explaining the inferred depolarization in the (moderately strong) Sr I 4607 Å line, whose calculated scattering polarization amplitude in the absence of magnetic fields turns out to have significant contributions from both the upflowing and downflowing regions. Actually, when no distinction is made between such regions, the Hanle effect in the strontium line implies $\langle B \rangle \approx 60$ G for the case of a single valued microturbulent field, or $\langle B \rangle \approx 130$ G for the more realistic case of an exponential distribution of field strengths. Trujillo Bueno's et al. (2004) resolution of this apparent contradiction is that the strength of the hidden field fluctuates at the spatial scales of the solar granulation pattern, with much stronger fields above the intergranular regions. The above-mentioned constraint, obtained from our analysis of the scattering polarization in MgH lines, reinforces our previously reported conclusion that there is a vast amount of hidden magnetic energy and (unsigned) magnetic flux in the inter-network regions of the 'quiet' solar photosphere, carried mainly by rather chaotic fields in the (intergranular) downflowing plasma with strengths between the equipartition field values and ~ 1 kG (Trujillo Bueno et al. 2004).

Finally, we remark that in this Letter we have also shown that an equally good theoretical fit to the linear polarization amplitudes observed in MgH lines can be achieved by assuming that the rate of depolarizing collisions is an order of magnitude smaller than in the previously mentioned collisionally dominated case, but then the required strength of the hidden field in the (granular) upflowing regions turns out to be unrealistically high. In either case, we find that magnetic fields alone are not sufficient to explain the observed scattering polarization amplitudes in MgH lines. We are currently investigating whether the inferred collisional depolarization is mainly due to transitions between the Zeeman sublevels of each J level, as we have assumed here for simplicity, or to collisional transitions between different J levels pertaining to the same vibrational and electronic state.

This research has been funded by the European Commission through the Solar Magnetism Network (contract HPRN-CT-2002-00313) and by the Spanish Ministerio de Educación y Ciencia through project AYA2004-05792.

REFERENCES

- Asensio Ramos, A., & Trujillo Bueno, J. 2003, in *Solar Polarization 3*, ed. J. Trujillo Bueno & J. Sánchez Almeida, ASP Conf. Ser. Vol 307, 195
- Asplund M., Ludwig, H. G., Nordlund, Å, & Stein, R. F. 2000, *ApJ*, 350, 729
- Berdyugina, S. V., & Solanki, S. K. 2002, *A&A*, 385, 701
- Berdyugina, S. V., & Fluri, D. M. 2004, *A&A*, 417, 775
- Berdyugina, S. V., Stenflo, J. O., & Gandorfer, A. 2002, *A&A*, 388, 1062
- Gandorfer, A. 2000, *The Second Solar Spectrum*, Vol. I: 4625 Å to 6995 Å (Zurich: vdf)
- Gandorfer, A. 2003, in *Solar Polarization 3*, ed. J. Trujillo Bueno & J. Sánchez Almeida, ASP Conf. Ser. Vol 307, 399
- Landi Degl’Innocenti, E. 2003, in *Solar Polarization 3*, ed. J. Trujillo Bueno & J. Sánchez Almeida, ASP Conf. Ser. Vol 307, 164
- Landi Degl’Innocenti, E., & Landolfi, M. 2004, *Polarization in Spectral Lines* (Kluwer Academic Publishers)
- Mohan Rao, D., & Rangarajan, K. E. 1999, *ApJ*, 524, L139
- Stenflo, J. O. 2003, in *Solar Polarization 3*, ed. J. Trujillo Bueno & J. Sánchez Almeida, ASP Conf. Ser. Vol 307, 385
- Stenflo, J. O., & Keller, C. U. 1997, *A&A*, 321, 927
- Trujillo Bueno, J. 2001, in *Advanced Solar Polarimetry: Theory, Observation and Instrumentation*, ed. M. Sigwarth, ASP Conf. Series Vol. 236, 161
- Trujillo Bueno, J. 2003a, in *Solar Polarization 3*, ed. J. Trujillo Bueno & J. Sánchez Almeida, ASP Conf. Ser. Vol 307, 407
- Trujillo Bueno, J. 2003b, in *Stellar Atmosphere Modeling*, ed. I. Hubeny, D. Mihalas, & K. Werner, ASP Conf. Ser. Vol. 288, 551
- Trujillo Bueno, J., & Manso Sainz, R. 1999, *ApJ*, 516, 436
- Trujillo Bueno, J., Shchukina, N., & Asensio Ramos, A. 2004, *Nature*, 430, 326

Weck, P. F., Schweitzer, A., Stancil, P. C., Hauschildt, P. H., & Kirby, K. 2003, *ApJ*, 582, 1059

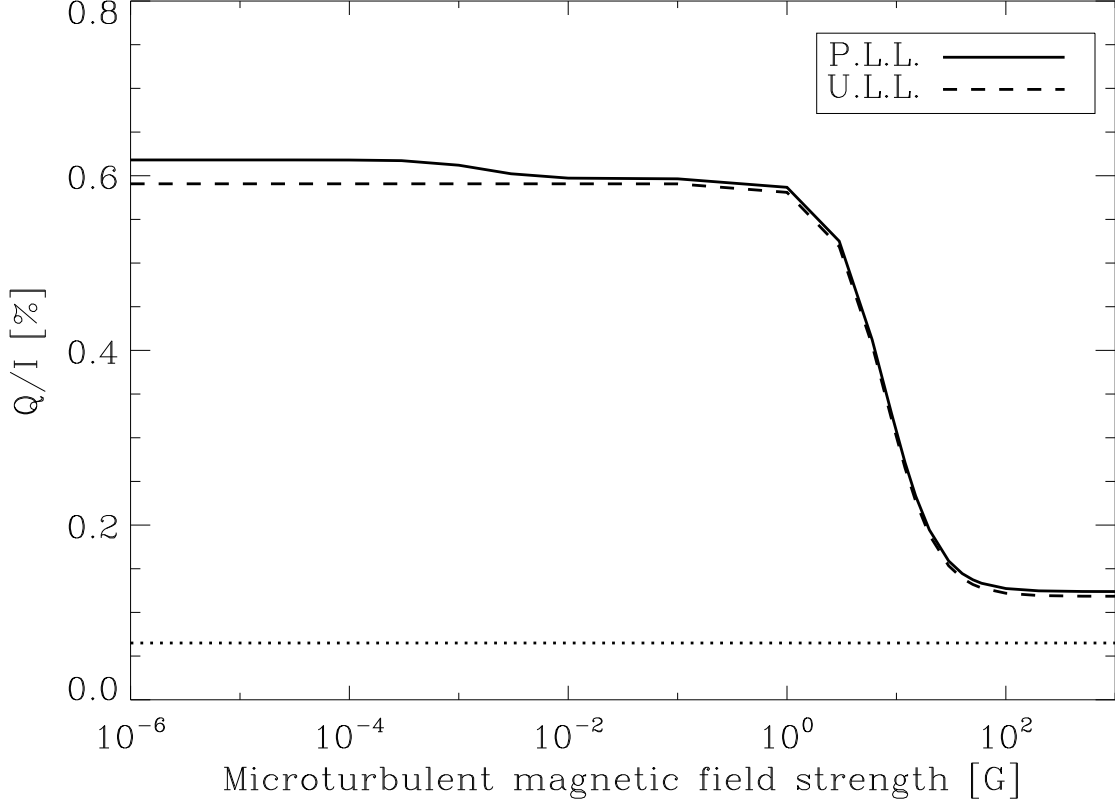


Fig. 1.— The case without collisions. This figure shows the magnetic sensitivity of the calculated horizontally averaged Q/I signal in the core of the 5175.38 Å MgH line (obtained in the 3D photospheric model for a line of sight at $\mu = \cos \theta = 0.1$, with θ the heliocentric angle). The dashed line refers to the unpolarized lower-level case for which only selective emission processes contribute to the emergent linear polarization, while the solid line corresponds to the most general situation in which the lower level can also be polarized, and both selective emission and selective absorption processes contribute to Q/I . The fact that both curves are very similar even for field strengths weaker than 10 mG confirms that it is practically impossible to obtain any observational hint on the presence of ground-level polarization in such solar MgH lines by means of on-disk observations (see Trujillo Bueno 2003a). Note that the only action of a volume-filling microturbulent magnetic field is not sufficient to produce the depolarization needed for explaining the observed Q/I amplitude indicated by the dotted line.

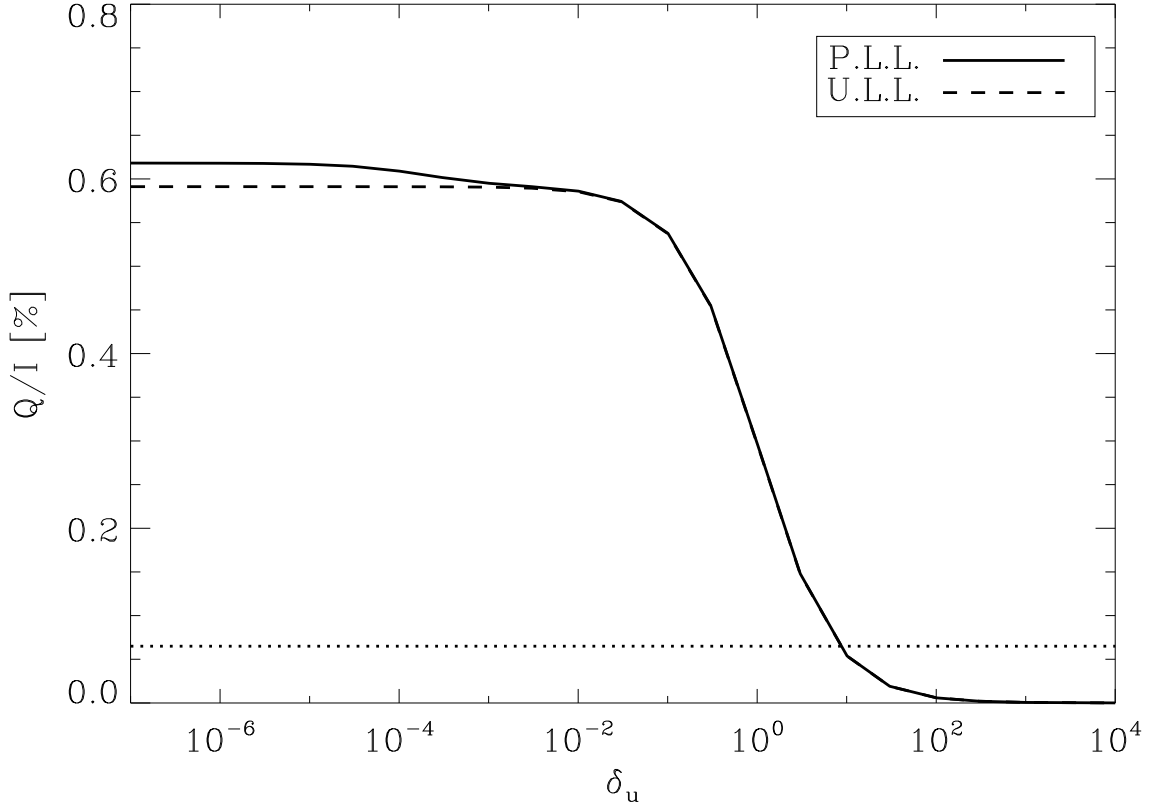


Fig. 2.— The case without magnetic fields. This figure is similar to that of Fig. 1, but showing instead the variation of Q/I at the core of the 5175.38 Å MgH line when the elastic collisional rate is increased. The solid line corresponds to the most general case in which the lower level can be polarized, while the dashed line refers to the unpolarized lower-level case. Note that the elastic collisional rate necessary for obtaining the observed Q/I amplitude indicated by the dotted line is very significant -that is, $\delta_u = D^{(2)} t_{\text{life}} \approx 9$, and where $D^{(2)}$ can be estimated by using $t_{\text{life}} \approx 1/A_{ul} \approx 10^{-7}$ s.

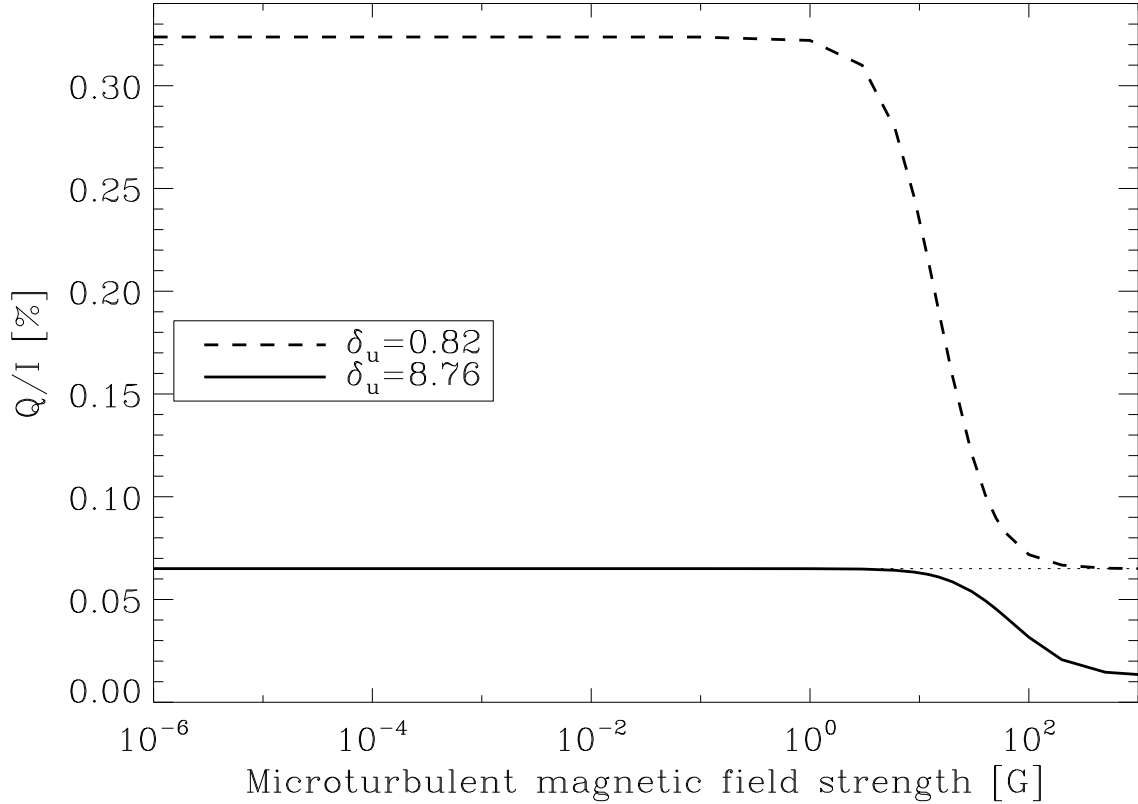


Fig. 3.— This figure is similar to that of Fig. 1, but for two “extreme” non-zero values of the elastic collisional rate. The solid line shows the magnetic field sensitivity of the calculated Q/I signal when the elastic collisional rate is the one that fits the observed Q/I amplitude in the absence of magnetic fields (i.e., $\delta_u = 8.76$). The dashed line shows the case in which the elastic collisional rate is $\delta_u = 0.82$ (i.e., that which fits the observed Q/I amplitude in the presence of a sufficiently strong microturbulent field that produces Hanle effect saturation in both levels). The aim of this figure is to point out that in the collisionally dominated case (solid line) the strength of the microturbulent field cannot be sensibly larger than 10 G, while in the weakly collisional case (dashed line) it would have to be stronger than 100 G in order to fit the polarization amplitude observed in the 5175.38 Å MgH line

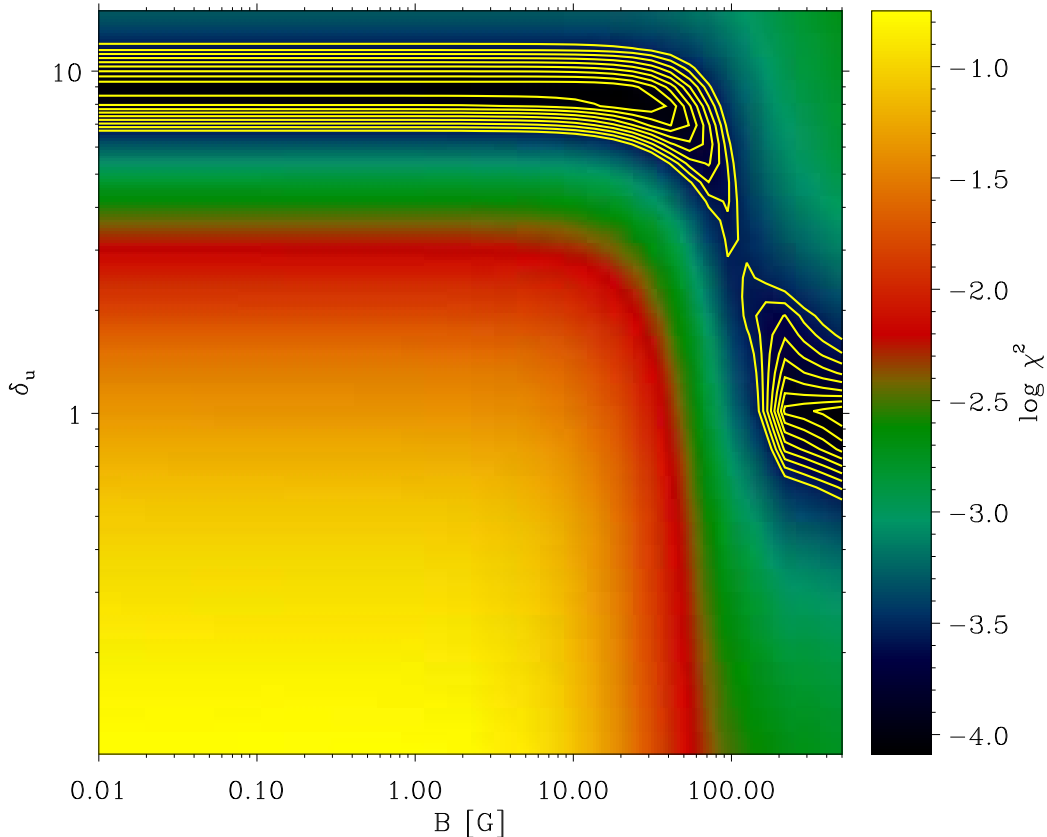


Fig. 4.— The case with collisions and magnetic fields. Values of the χ^2 least-squares function obtained from the difference between the synthetic and the observed Q/I signals taking into account the 37 unblended MgH lines that show significant linear polarization amplitudes in Gandorfer’s (2000) atlas. We have considered all possible combinations of the collisional rate ($D^{(2)}$) and of the strength of the microturbulent magnetic field (B). As seen in the figure there are two extreme regimes, compatible with the observations, where the χ^2 function reaches the smallest value (i.e., 7.7×10^{-5}): one with $\langle \delta_u \rangle \approx 9$ and the other with $\langle \delta_u \rangle \approx 0.9$. We point out that the χ^2 -values for the intermediate regime are a factor 3 larger. Note that the figure gives the impression that the ($\langle \delta_u \rangle \approx 9$) collisionally dominated solution is compatible with magnetic strengths $B \lesssim 30$ G. However, the MgH lines with the smallest critical Hanle fields indicate that $B \lesssim 10$ G for the collisionally dominated case. The weakly collisional solution (i.e., that with $\langle \delta_u \rangle \approx 0.9$) requires a hidden magnetic field stronger than a few hundred gauss, which we consider unrealistic for the (granular) upflowing regions of the ‘quiet’ Sun.