

Influence of Alfvén waves on the Thermal Instability in the Interstellar Medium

Patrick Hennebelle¹ and Thierry Passot²

¹ Laboratoire de Radioastronomie Millimétrique, UMR 8112 du CNRS, École Normale Supérieure et Observatoire de Paris, 24 rue Lhomond, 75231, Paris Cédex 05, France e-mail: patrick.hennebelle@ens.fr

² CNRS, Observatoire de la Côte d’Azur, B.P. 4229, 06304, Nice Cedex 4, France e-mail: passot@obs-nice.fr

the date of receipt and acceptance should be inserted later

Abstract. The effect of Alfvén waves on the thermal instability of the Interstellar Medium (ISM) is investigated both analytically and numerically. A stability analysis of a finite amplitude circularly polarized Alfvén wave propagating parallel to an ambient magnetic field in a thermally unstable gas at thermal equilibrium is performed, leading to a dispersion relation which depends on 3 parameters, namely the square ratio of the sonic and Alfvén velocities (β), the wave amplitude and the ratio between the wave temporal period and the cooling time. Depending on the values of these 3 parameters, the Alfvén waves can stabilize the large-scale perturbations, destabilize those whose wavelength is a few times the Alfvén wavelength λ_{AW} or leave the growth rate of the short scales unchanged. In order to investigate the non-linear regime, two different numerical experiments are performed in a slab geometry. The first one deals with the development of an initial density perturbation in a thermally unstable gas in the presence of Alfvén waves. The second one addresses the influence of those waves on the thermal transition induced by a converging flow. The numerical results confirm the trends inferred from the analytic calculations, i.e. the waves prevent the instability at scales larger than λ_{AW} and trigger the growth of wavelengths close to λ_{AW} , therefore producing a very fragmented cold phase. The second numerical experiments shows that i) the magnetic pressure prevents the merging of the CNM fragments therefore maintaining the complex structure of the flow and organizing it into group of clouds ii) these groups of CNM clouds have an Alfvénic internal velocity dispersion iii) strong density fluctuations ($\simeq 10\rho_{\text{cnm}}$) triggered by magnetic compression occur. We note that during this event there is no stiff variation of the longitudinal velocity field. This is at variance from the hydrodynamical case for which the clouds

are uniform and do not contain significant internal motions except after cloud collisions. In this situation a strong density fluctuation occurs accompanied by a stationary velocity gradient through the cloud.

Key words. ISM: instabilities – magnetohydrodynamics – turbulence – Alfvén waves – thermal instability

1. Introduction

It is now well established that the atomic interstellar medium is a thermally bistable gas which at a pressure of about 4000 K cm^{-3} can be in two different phases namely the Warm Neutral Medium (WNM) and the Cold Neutral Medium (CNM) roughly in pressure equilibrium (Kulkarni & Heiles 1987, Field et al. 1969, Wolfire et al. 1995, 2003). It is also believed that the atomic gas is strongly magnetized with magnetic intensity around $5 \mu\text{G}$ (Troland & Heiles 1986, Heiles 1987, Heiles & Troland 2005). Although the structure of the magnetic field is poorly known, some observational evidences seem to indicate that the fluctuating part is at least comparable to the uniform one suggesting that magnetized waves may be of great importance for the dynamics of the ISM. Another important observational fact is the absence of correlation between the magnetic intensity and the density in the interstellar atomic gas. Various works have investigated the effect of MHD waves on the dynamics of a polytropic or nearly polytropic (non thermally unstable) magnetized gas (Dewar 1970, Goldstein 1978, McKee & Zweibel 1993, Passot et al. 1995, Falle & Hartquist 2002, Passot & Vázquez-Semadeni 2003).

It is thus of great interest to investigate the simultaneous role of magnetic fields and of the bistable nature of the flow on the physics of the ISM. Field (1965) considers the effect of a transverse magnetic field on the thermal instability and generalizes the isobaric criterion. In the context of cooling flows, Loewenstein (1990) studies the thermal instability in the presence of a static field. Hennebelle & Péroult (2000) investigates the role of an initially uniform magnetic field, analytically and numerically, when the thermal condensation is dynamically triggered. They propose a mechanism based on magnetic tension to explain the thermal collapse in a magnetized flow and argue that the magnetic intensity in the WNM and in the CNM should not be very different. Piontek & Ostriker (2004, 2005) study the magneto-rotational instability in a thermally unstable gas.

Here we investigate the effect of a finite amplitude circularly polarized Alfvén wave on the thermal instability, both analytically and numerically. These Alfvén waves, which are exact solutions of the MHD equations, are non dissipative and are thus very likely to be present in a magnetized gas such as the ISM. Similar waves, although at a smaller scale and in a regime affected by dispersive effects, exist in the solar wind upstream of the earth

bow shock (Spangler et al. 1988). In-situ satellite observations have clearly identified circularly polarized quasi-monochromatic Alfvén wave packets probably generated by reflected protons.

In Sect. 2 we present a stability analysis of a circularly polarized Alfvén wave propagating in a thermally unstable gas at thermal equilibrium and obtain a dispersion relation which generalizes the relation obtained by Field (1965). We then solve this equation numerically for various regimes and discuss the consequences for the ISM. In Sect. 3, we perform various numerical experiments to confirm the analytic prediction and to investigate the non-linear regime. Section 4 concludes the paper.

2. Analysis

The equations governing, in the magnetohydrodynamic (MHD) limit, the one-dimensional motion of a plasma permeated by a uniform magnetic field \mathbf{B}_0 in a slab geometry read

$$\frac{\partial \rho}{\partial t} + \frac{\partial(\rho u)}{\partial x} = 0 \quad (1)$$

$$\frac{\partial u}{\partial t} + u \frac{\partial u}{\partial x} = -\frac{1}{\rho} \frac{\partial}{\partial x} \left(P + \frac{|b|^2}{8\pi} \right) \quad (2)$$

$$\frac{\partial v}{\partial t} + u \frac{\partial v}{\partial x} = \frac{B_x}{4\pi\rho} \frac{\partial b}{\partial x} \quad (3)$$

$$\frac{\partial b}{\partial t} + \frac{\partial}{\partial x}(ub) = B_x \frac{\partial v}{\partial x}, \quad (4)$$

$$\left(\frac{\partial T}{\partial t} + u \frac{\partial T}{\partial x} \right) = -(\gamma - 1)T \frac{\partial u}{\partial x} - \frac{1}{C_v} \mathcal{L} + \frac{1}{\rho C_v} \partial_x(\kappa(T) \partial_x T) \quad (5)$$

where all fields only depend on the coordinate x and time t .

The ambient field \mathbf{B}_0 is assumed to be oriented in the x direction. The velocity field \mathbf{V} has a component $u = V_x$ along the x coordinate and two transverse components combined in the complex number $v = V_y + iV_z$. Similarly, we write the magnetic field as $b = B_y + iB_z$, the component $B_x = B_0$ remaining constant. The mass density and thermal pressure are denoted by ρ and P respectively and we assume a perfect gas law $P = \frac{R\rho T}{\mu}$ where $R = \frac{k_B}{m_H}$ is the universal gas constant, k_B the Boltzmann constant and μ the mean molecular weight in units of the hydrogen mass m_H . Heating and cooling processes are combined in a single net cooling function \mathcal{L} . The parameter γ denotes the ratio of the specific heats at constant pressure C_p and at constant volume C_v . Note that $C_v = \frac{R}{(\gamma - 1)\mu}$. Thermal diffusivity due to neutrals is the dominant one. It is isotropic in spite of the presence of the magnetic field and equal to $\kappa(T) = 5/3 C_v \eta(T)$, where $\eta(T) = 5.7 \cdot 10^{-5} (T/1K)^{1/2} \text{ g cm}^{-1} \text{ s}^{-1}$ (Lang 1974).

Throughout most of Sect. 2, thermal diffusivity will be neglected for simplicity, leading to assume a vanishingly small Field length. Its effect will briefly be addressed in Sect. 2.5 and it is explicitly taken into account in the numerical simulations of Sect. 3.

Two main non-dimensional numbers can be defined, the sonic Mach number $M_s = V_0/c_s$ ratio of a typical velocity V_0 with the constant sound speed $c_s = \sqrt{\frac{\gamma k_B T}{\mu m_H}}$ and the Alfvénic Mach number $M_a = V_0/c_a$, where $c_a = B_x/(4\pi\rho_0)^{1/2}$ is the Alfvén speed of the unperturbed system. The plasma beta is here defined by $\beta = \frac{M_a^2}{M_s^2}$.

These equations have exact solutions in the form of circularly polarized plane Alfvén waves of arbitrary amplitude (Ferraro, 1955). They read $b_0 = B_\perp \exp[-i\sigma(k_0x - \omega_0t)]$ with constant density ρ_0 and temperature T_0 , and zero longitudinal velocity $u_0 = 0$. The transverse wave velocity is related to the magnetic field perturbation by $v_0 = V_\perp \exp[-i\sigma(k_0x - \omega_0t)] = -\frac{b_0}{\sqrt{4\pi\rho_0}}$. The polarization of the wave is determined by the parameter σ , with $\sigma = +1$ ($\sigma = -1$) for a right-handed (left-handed) wave. In absence of dispersive effect we can, without restriction, take $\sigma = -1$. Moreover, B_\perp can be taken real. The dispersion relation reads $\omega_0^2 = c_a^2 k_0^2$.

2.1. Ambipolar diffusion and wave steepening

Before considering the idealized configuration of a completely ionized medium with a circularly polarized monochromatic Alfvén wave train of infinite length, it is important to estimate the timescale of two important processes which are not considered in this study. The first one is the ambipolar diffusion which takes place in weakly ionized gas and which induces energy dissipation due to the friction between the neutrals and the ions. The second one is the steepening of the MHD waves that takes place when the wave polarization is not perfectly circular or when the wave packet is modulated.

2.1.1. Timescale of the ambipolar diffusion

The ambipolar diffusion time is given by (Shu 1992):

$$t_{da} = \frac{4\pi\gamma_{da}\rho_n\rho_i L^2}{B^2}, \quad (6)$$

where γ_{da} is the friction coefficient between ions of density ρ_i and neutrals of density ρ_n , L is the typical scale to be considered and B is the magnetic intensity.

In the case of a molecular cloud, it has been estimated to $3 \times 10^{13} \text{ cm}^3 \text{ g}^{-1} \text{ s}^{-1}$ (Shu 1992). In the case of the atomic gas, since the mass of the neutral is twice smaller, γ_{da} is twice larger, leading to

$$t_{da} \simeq 510^{15} \left(\frac{5\mu G}{B}\right)^2 \frac{\xi_i}{10^{-3}} \left(\frac{n_n}{100 \text{ cm}^{-3}}\right)^2 \left(\frac{L}{10^{18} \text{ cm}}\right)^2, \quad (7)$$

where ξ_i is the gas ionization and n_n the particle density of the neutrals.

In the CNM the ionization is about 4×10^{-4} , therefore at the scale of say 0.1 pc, the ambipolar diffusion time is about $2 \times 10^{14} \text{ s}$ or about 10 Myr . In the WNM, the density is about 1 cm^{-3} , the ionization about 0.1, therefore at a scale of say 1 pc, the ambipolar

diffusion time is 5×10^{14} s. In both cases, ambipolar diffusion operates on a rather long characteristic time and can thus safely be neglected.

2.1.2. Timescale of the wave steepening

The equation governing the dynamics of parallel propagating Alfvén waves in the long wavelength, small amplitude limit was derived by Cohen & Kulsrud (1974). A similar equation was derived previously by Rogister (1971) from the Vlasov-Maxwell system in the context of a collisionless plasma, taking into account kinetic effects such as dispersion and Landau damping. The main point is that the evolution of the magnetic field components perpendicular to the ambient field involves a nonlinearity of the form $\alpha \partial_x (|b|^2 b)$, where α is a coefficient depending on β . From this formula, one sees in particular that circularly polarized Alfvén waves, for which $|b|$ is constant, do not steepen. In the case where the wave amplitude is modulated, the characteristic time of steepening is given by (using Eq. (40) in Cohen and Kulsrud 1974)

$$\tau = \frac{4}{3} \frac{1 - \beta}{c_A} \frac{B_0^2}{\partial_x |b|^2}. \quad (8)$$

Denoting by λ the wavelength, by l_c the typical length of the amplitude modulation and by ω_s the characteristic growth rate associated with wave steepening, one gets

$$\frac{\omega_s}{\omega_0} = \frac{3}{4(1 - \beta)} \frac{\lambda}{l_c} \frac{b_0^2}{B_0^2}. \quad (9)$$

It is to be noted that Cohen-Kulsrud equation is not valid for β close to unity, a point where sound waves have the same phase speed as Alfvén waves and have thus to be retained explicitly in the nonlinear dynamics. In general however, we see that the ratio ω_s/ω_0 depends quadratically on the wave amplitude and is inversely proportional to the normalized scale of amplitude modulation. As an example, for a wave train of amplitude $b_0/B_0 = 0.5$ and coherence length $l_c/\lambda = 5$, with $\beta = 0.5$, one gets $\omega_s/\omega_0 = 0.075$, a value about five times smaller than the typical growth rates shown in Fig. 1. This process of wave steepening thus appears subdominant with respect to the combined thermal and decay instabilities considered in this paper. Moreover, as will be demonstrated by the numerical simulations, wave steepening does indeed occur but it does not affect our conclusions.

Another process is at play in real three-dimensional situations, namely turbulent cascade, which occurs mainly in transverse directions as a result of nonlinear interaction between counter-propagating wave packets. The nonlinear eddy turnover time is expected to be smaller than the other processes mentioned above for high enough amplitude and situations where Alfvén waves propagate in both directions in roughly equal amount. When waves propagate in a privileged direction, as in the solar wind, the turbulent cascade is much less efficient, leaving enough time for the other instabilities to develop. The interaction between waves and turbulence in compressible MHD is still a very debated

topic (see e.g. Cho & Lazarian 2003). Three-dimensional simulations will have to be performed to address the competition between all these phenomena.

2.2. Derivation of the dispersion relation

We shall now consider perturbations about the exact solution described above, namely a circularly polarized Alfvén wave propagating in a uniform gas at thermal equilibrium and determine the dispersion relation for normal modes. Such an analysis has been performed by Goldstein (1978) for an isothermal gas and by Lou (1996) for a self-gravitating gas. Let us write the perturbations as

$$\rho = \rho_0 + \delta\rho, T = T_0 + \delta T, v = v_0 + \delta v, b = b_0 + \delta b, u = \delta u.$$

The linearized equations write, denoting by a star the complex conjugate,

$$\begin{aligned} \partial_t \delta\rho + \rho_0 \partial_x \delta u &= 0, \\ \rho_0 \partial_t \delta u &= -\partial_x \delta P - \frac{1}{8\pi} \partial_x (b_0 \delta b^* + b_0^* \delta b), \\ \rho_0 \partial_t \delta v + \delta\rho \partial_t v_0 + \rho_0 \delta u \partial_x v_0 &= \frac{1}{4\pi} B_x \partial_x \delta b, \\ \partial_t \delta b + \delta u \partial_x b_0 + b_0 \partial_x \delta u - B_x \partial_x \delta v &= 0, \\ C_v (\partial_t \delta T + (\gamma - 1) T_0 \partial_x \delta u) &= -\left(\frac{\partial \mathcal{L}}{\partial \rho}\right)_T \delta\rho + \left(\frac{\partial \mathcal{L}}{\partial T}\right)_\rho \delta T. \end{aligned} \tag{10}$$

Taking perturbations in the form

$$\begin{aligned} \delta\rho &= \widehat{\delta\rho} \exp(-i\omega t + ikx) + c.c., \\ \delta T &= \widehat{\delta T} \exp(-i\omega t + ikx) + c.c., \\ \delta u &= \widehat{\delta u} \exp(-i\omega t + ikx) + c.c., \\ \delta v &= \widehat{\delta v}^+ \exp(-i(\omega + \omega_0)t + i(k + k_0)x) + (\widehat{\delta v}^-)^* \exp(i(\omega - \omega_0)t - i(k - k_0)x), \\ \delta b &= \widehat{\delta b}^+ \exp(-i(\omega + \omega_0)t + i(k + k_0)x) + (\widehat{\delta b}^-)^* \exp(i(\omega - \omega_0)t - i(k - k_0)x), \end{aligned} \tag{11}$$

we obtain the following equations

$$\begin{aligned} -\omega \widehat{\delta\rho} + k \rho_0 \widehat{\delta u} &= 0, \\ -\rho_0(\omega + \omega_0) \widehat{\delta v}^+ + (-\omega_0 \widehat{\delta\rho} + k_0 \rho_0 \widehat{\delta u}) V_\perp &= \frac{B_x}{4\pi} (k + k_0) \widehat{\delta b}^+, \\ -\rho_0(\omega - \omega_0) \widehat{\delta v}^- + (\omega_0 \widehat{\delta\rho} - k_0 \rho_0 \widehat{\delta u}) V_\perp &= \frac{B_x}{4\pi} (k - k_0) \widehat{\delta b}^-, \\ -\omega \rho_0 \widehat{\delta u} + k \frac{k_B}{\mu m_H} (\rho_0 \widehat{\delta T} + T_0 \widehat{\delta\rho}) + \frac{B_\perp}{8\pi} k (\widehat{\delta b}^+ + \widehat{\delta b}^-) &= 0, \\ -(\omega + \omega_0) \widehat{\delta b}^+ + B_\perp (k + k_0) \widehat{\delta u} - B_x (k + k_0) \widehat{\delta v}^+ &= 0, \\ -(\omega - \omega_0) \widehat{\delta b}^- + B_\perp (k - k_0) \widehat{\delta u} - B_x (k - k_0) \widehat{\delta v}^- &= 0, \\ i C_v (-\omega \widehat{\delta T} + (\gamma - 1) T_0 k \widehat{\delta u}) &= -\left(\partial_\rho \mathcal{L} \widehat{\delta\rho} + \partial_T \mathcal{L} \widehat{\delta T}\right). \end{aligned} \tag{12}$$

The fluctuations $\widehat{\delta T}$, $\widehat{\delta \rho}$, and $\widehat{\delta b}^\pm$ can easily be obtained as a function of $\widehat{\delta u}$ in the form

$$\begin{aligned}\omega \widehat{\delta \rho} &= k \rho_0 \widehat{\delta u}, \\ \widehat{\delta T} &= \frac{\widehat{\delta u}}{-\partial_T \mathcal{L} + i C_v \omega} \left(i k C_v (\gamma - 1) T_0 + \frac{k}{\omega} \rho_0 \partial_\rho \mathcal{L} \right), \\ \widehat{\delta b}^\pm &= \frac{\widehat{\delta u}}{\omega_\pm^2 - c_a^2 k_\pm^2} B_\perp k_\pm \frac{\omega_0^2 k}{\omega k_0} \left(\frac{\omega_\pm}{\omega_0} \frac{\omega}{\omega_0} \frac{k_0}{k} \pm \frac{\omega}{\omega_0} \frac{k_0}{k} - \pm 1 \right).\end{aligned}\quad (13)$$

One then gets the dispersion relation

$$\begin{aligned}& \left(-\omega^2 + k^2 \frac{k_B}{\mu m_H} T_0 + k^2 \frac{k_B}{\mu m_H} \left(\frac{i C_v (\gamma - 1) T_0 \omega + \rho_0 \partial_\rho \mathcal{L}}{-\partial_T \mathcal{L} + i C_v \omega} \right) \right) \left(\frac{\omega}{\omega_0} - \frac{k}{k_0} \right) \left(\left(\frac{\omega}{\omega_0} + \frac{k}{k_0} \right)^2 - 4 \right) = \\ & -\omega_0^2 \left(\frac{B_\perp}{B_x} \right)^2 \left(\frac{k}{k_0} \right)^2 \left(\left(\frac{\omega}{\omega_0} \right)^3 + \frac{k}{k_0} \left(\frac{\omega}{\omega_0} \right)^2 - 3 \frac{\omega}{\omega_0} + \frac{k}{k_0} \right),\end{aligned}\quad (14)$$

which can be rewritten

$$\widetilde{\omega}^2 - \beta \widetilde{k}^2 \frac{\widetilde{\omega} + i \widetilde{\omega}_b}{\widetilde{\omega} + i \widetilde{\omega}_c} = \widetilde{k}^2 A^2 \frac{\widetilde{\omega}^3 + \widetilde{k} \widetilde{\omega}^2 - 3 \widetilde{\omega} + \widetilde{k}}{(\widetilde{\omega} - \widetilde{k})((\widetilde{\omega} + \widetilde{k})^2 - 4)}, \quad (15)$$

where $\widetilde{\omega}_c = \frac{\omega_c}{\omega_0} = \frac{\partial_T \mathcal{L}}{C_v \omega_0}$, $\widetilde{\omega}_b = \frac{\omega_b}{\omega_0} = \frac{T_0 \partial_T \mathcal{L} - \rho_0 \partial_\rho \mathcal{L}}{\gamma C_v T_0 \omega_0} = \frac{1}{\gamma C_v \omega_0} \left(\frac{\partial \mathcal{L}}{\partial T} \right)_P$, $\widetilde{\omega} = \omega/\omega_0$, $\widetilde{k} = k/k_0$ and $A = B_\perp/B_x$.

Note that in the limit $A = 0$, Eq. (15) becomes identical with the dispersion relation obtained by Field (1965) whereas if $\mathcal{L} = 0$, it reduces to the dispersion relation obtained by Goldstein (1968).

2.3. Asymptotic behaviors

Before numerically solving Eq. (15), we consider various asymptotic limits.

2.3.1. Static magnetic field

It is possible to recover the dispersion relation in the absence of waves for a situation where the ambient field is oblique, making an angle θ with the x -axis. In this case $B_x = B_0 \cos \theta$ and one must take the limit $\omega_0 \rightarrow 0$ with $\frac{\omega_0}{k_0} = c_A = \frac{B_0}{\sqrt{4\pi\rho_0}} \cos \theta$ and $A = \tan \theta$. It follows that

$$\omega^2 - k^2 c_s^2 \frac{\omega + i \omega_b}{\omega + i \omega_c} = \frac{k^2 \omega^2 v_A^2 \sin^2 \theta}{\omega^2 - k^2 v_A^2 \cos^2 \theta}, \quad (16)$$

where we denote $v_A^2 = \frac{B_0^2}{4\pi\rho_0}$.

In the case $\theta = \pi/2$ and close to the threshold ($\omega \simeq 0 \ll k c_s$), we have

$$\omega \simeq -i \frac{v_A^2 \omega_c + c_s^2 \omega_b}{v_A^2 + c_s^2}. \quad (17)$$

Since the magnetic field is purely transverse, the magnetic tension vanishes and the magnetic pressure adds up to the thermal pressure making the gas more stable. The

criterion for thermal instability is simply $v_A^2 \omega_c + c_s^2 \omega_b \leq 0$ which was first obtained by Field (1965). It shows that a purely transverse magnetic field can suppress the thermal instability. This is because, in this geometry, the magnetic pressure is proportional to the square of the density and therefore $\partial_\rho P_{\text{tot}}$ can be positive even if $\partial_\rho P_{\text{therm}}$ is negative.

2.3.2. Instability thresholds

This section addresses the neighborhood of the instability, a situation where $\Im(\omega) \rightarrow 0$.

We shall first discuss the case $\Re(\omega) = 0$, corresponding to the so-called condensation or entropy mode. In the situation where $|\widetilde{\omega}_b|$ and $|\widetilde{\omega}_c|$ are smaller than \widetilde{k} , the characteristic cooling time is longer than the Alfvén crossing time and the dispersion relation reduces to

$$\widetilde{\omega} \simeq -i \frac{\beta(4 - \widetilde{k}^2)\widetilde{\omega}_b + A^2\widetilde{\omega}_c}{\beta(4 - \widetilde{k}^2) + A^2}. \quad (18)$$

When β is not too small sound waves have time to restore pressure equilibrium while the gas cools and one expects that the growth rate will be close to the isobaric one. In the opposite case where β is very small, the growth rate should be close to the isochoric one since Alfvén waves are not accompanied by pressure or density perturbations. These conclusions are easily recovered from Eq. (18) which for very small amplitude ($A^2/\beta(4 - \widetilde{k}^2) \ll 1$) gives

$$\widetilde{\omega} \simeq -i \left(\widetilde{\omega}_b + \frac{A^2}{\beta(4 - \widetilde{k}^2)} (\widetilde{\omega}_c - \widetilde{\omega}_b) \right), \quad (19)$$

while, in the case where $\beta(4 - \widetilde{k}^2)/A^2 \ll 1$ it rewrites

$$\widetilde{\omega} \simeq -i \left(\widetilde{\omega}_c + \frac{\beta(4 - \widetilde{k}^2)}{A^2} (\widetilde{\omega}_b - \widetilde{\omega}_c) \right). \quad (20)$$

In the case where $A^2/\beta \ll 1$, more likely to be met in the ISM, the effect of the Alfvén wave depends both on the sign of $\widetilde{\omega}_c - \widetilde{\omega}_b$ and of that of $\widetilde{k} - 2$. In a typical region of the ISM with $T \simeq 1000$ K, $\widetilde{\omega}_c - \widetilde{\omega}_b \geq 0$ and therefore the waves stabilize (destabilize) the gas if $\widetilde{k} < 2$, (respectively $\widetilde{k} \geq 2$).

In the limit $\widetilde{k} \gg 1$ and/or for $A = 0$, one recovers the isobaric growth rate, the destabilizing effect of the Alfvén waves becoming asymptotically small as \widetilde{k} increases.

If $\widetilde{\omega}_b \ll \widetilde{k} \ll 1$, we find a growth rate similar to that given by Eq. (17) except for the factor 2 that divides v_A^2 . This is due to the magnetic tension that tends to unbend the magnetic field lines making the stabilization of the magnetic pressure less efficient.

Two different limits are obtained when $\widetilde{k} \ll \widetilde{\omega}_b$. When the isochoric criterion is not verified and $\widetilde{\omega}/\widetilde{k} \equiv \alpha$ remains finite, a situation where the growth rate vanishes with \widetilde{k} , one gets

$$(1 - \alpha)(\alpha^2 - \beta \frac{\widetilde{\omega}_b}{\widetilde{\omega}_c}) = (1 - 3\alpha) \frac{A^2}{4}. \quad (21)$$

In the absence of waves, the growth rate asymptotically approaches $\widetilde{\omega} = \pm \beta^{\frac{1}{2}} \widetilde{k} (\widetilde{\omega}_b / \widetilde{\omega}_c)^{\frac{1}{2}}$ (Meerson 1996). Equation (21) shows in general, assuming α and A small and thus $\alpha^2 \approx \beta \widetilde{\omega}_b / \widetilde{\omega}_c + A^2/4$, that the Alfvén waves have a stabilizing effect.

When $\tilde{\omega}_c < 0$, the growth rate for $\tilde{k} \ll |\tilde{\omega}_c|$ remains finite, equal to $\tilde{\omega} = -i\tilde{\omega}_c$, independently of the presence of Alfvén waves.

Thus, in the limit of very short and long wavelengths, Alfvén waves do not modify the growth rates of the thermal instability obtained by Field (1965).

For completeness, we now consider the case of adiabatic perturbations, corresponding to a wave mode with $\Re(\omega) \neq 0$. For this purpose, we restrict ourselves to the case of low amplitude waves, i.e $A \ll 1$ and we set $\tilde{\omega} = \tilde{\omega}_r + i\tilde{\omega}_i$. We therefore have $\tilde{\omega}_r \gg \tilde{\omega}_i$. Moreover, it is assumed that $\tilde{\omega}_c \ll 1$ and $\tilde{\omega}_b \ll 1$ so that they can be neglected when multiplied by $\tilde{\omega}_i$. With these assumptions, one finds that to the first order

$$\tilde{\omega} = \beta^{\frac{1}{2}}\tilde{k} + \frac{i}{2}(\tilde{\omega}_b - \tilde{\omega}_c) + \frac{A^2}{2\beta} \left(\frac{\beta^{\frac{1}{2}}\tilde{k} + i\tilde{\omega}_c}{\beta^{\frac{1}{2}} - 1} \right) \left(\frac{(\beta^{\frac{3}{2}} + \beta)\tilde{k}^2 + 1 - 3\beta^{\frac{1}{2}}}{(1 + \beta^{\frac{1}{2}})^2\tilde{k}^2 - 4} \right). \quad (22)$$

The real part, $\omega_r \simeq C_s k$ simply corresponds to a sonic wave.

When $A = 0$, one finds that the conditions for thermal stability of a sonic wave is $\tilde{\omega}_c - \tilde{\omega}_b \geq 0$, a criterion already obtained by Field (1965).

When $A \neq 0$, the stability criterion is modified according to Eq. (22), showing that the effect of the waves depends in a complex way on β and \tilde{k} .

2.4. Growth rate and physical discussion

We now numerically solve Eq. (15) which can be rewritten as a sixth order polynomial containing 4 parameters to be specified, namely β and A (characterizing the Alfvén wave) and $\tilde{\omega}_b$ and $\tilde{\omega}_c$ (function of the thermal processes). The value of $\tilde{\omega}_c = \omega_c/\omega_0$ represents the ratio of the temporal period of the Alfvén wave divided by the cooling time and can be arbitrarily chosen. However, once $\tilde{\omega}_c$ is specified, $\tilde{\omega}_b$ depends on the thermal function. In order to estimate this parameter we use the standard cooling function of the neutral atomic ISM (Wolfire et al. 1995, 2003) which is used in Audit & Hennebelle (2005) in the thermally unstable regime ($n = 3 \text{ cm}^{-3}$ and $T \simeq 500 \text{ K}$). To obtain the dispersion relation we integrate Eq. (14) for k/k_0 between 0.01 and 100 using logarithmic spacing. The roots of the polynomials are obtained using the *zroots* subroutine (Press et al. 1992). Here, we restrict our attention to the unstable branch only. In order to verify our method, we have reproduced the dispersion relation for the decay instability of an isothermal gas presented in Goldstein (1978).

Fig. 1 displays the results of the numerical integration of Eq. (14). First panel shows the adiabatic case for $\beta = 0.9$, $A = 0.5$ (dotted line), $\beta = 0.5$, $A = 0.5$ (short dashed line), $\beta = 0.5$, $A = 1$ (dot-dashed line), $\beta = 0.1$, $A = 0.5$ (double dot-dashed line), $\beta = 0.1$, $A = 1$ (long dashed line). As expected the circularly polarized Alfvén wave is unstable (decay instability) in a range of k extending to a few times k_0 . Both the growth rate and the largest unstable value of k , increase with β^{-1} and A .

The second panel shows results for $\tilde{\omega}_c = \omega_c/\omega_0 = 1$. The full line corresponds to the hydrodynamical case whereas the others correspond to the same values of β and A as

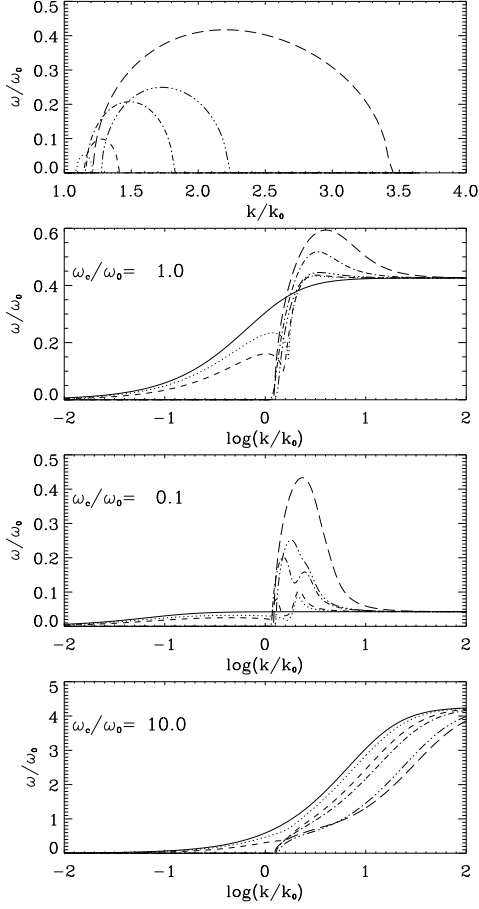


Fig. 1. Growthrate as a function of the wave number. First panel is for the adiabatic case, second, third and fourth panels display results for various values of ω_c/ω_0 . Solid line corresponds to the case $A = 0$, dotted line to $\beta = 0.9$, $A = 0.5$, short dashed line to $\beta = 0.5$, $A = 0.5$, dot-dashed line to $\beta = 0.5$, $A = 1$, double dot-dashed line to $\beta = 0.1$, $A = 0.5$ and long dashed line to $\beta = 0.1$, $A = 1$.

in the first panel. Various interesting features can be seen. i) When $k \rightarrow 0$ the effect of the Alfvén wave is to decrease the growth rate and therefore to stabilize these modes with respect to thermal instability. For $\beta = 0.5$, $A = 1$ and for $\beta = 0.1$, the modes whose wavenumber is smaller than $k \simeq 1$ are perfectly stable. ii) The intermediate modes (i.e $k \simeq k_0$) are more unstable when β is smaller and A is higher. This is due to the decay instability that the wave undergoes for these values of k . iii) When $k \rightarrow \infty$, the growth rate is independent of β and A . These features are in good agreement with the asymptotic limit $\omega \simeq 0$ studied in the previous section. Cases with a larger β , namely 1 and 1.5, have also been explored but are not exposed here for conciseness since they are not directly relevant for the regions of the ISM we consider in this paper. Although the decay instability disappears for $\beta \geq 1$ (for small enough amplitude), we find no qualitative difference with the cases $\beta \leq 1$. In particular the intermediate wavelengths

are still destabilized by the waves. This is in good agreement with the analytical study of the instability threshold (see Eq. (18)).

The third panel shows results for $\tilde{\omega}_c = 0.1$. In this case the cooling time is 10 times larger than the period of the Alfvén waves. The dispersion relation is qualitatively similar to the previous case. Quantitatively however, the intermediate wavelengths are much more unstable than the small wavelengths. This is due to the fact that in this range of parameters, the cooling time being larger than the dynamical time of the waves, the fastest growing instability is the decay instability. Note that since ω_0 is 10 times larger in this case than in the case displayed in panel 2, the value of ω/ω_0 in the hydrodynamical case (full line) is 10 times lower.

Fourth panel shows results for $\tilde{\omega}_c = 10$. In this case, the growth rate of the thermal instability is much shorter than the growth rate of the decay instability. Therefore the only effect of the Alfvén wave is to stabilize the gas with respect to thermal instability. This effect increases when β decreases and when A increases.

These results suggest that the presence of non-linear circularly polarized Alfvén waves in a thermally unstable medium like the neutral interstellar atomic gas can have two main effects. If the cooling time is short with respect to the temporal period of the waves, then the waves stabilize the gas. Therefore the gas can survive longer in the thermally unstable domain leading possibly in the ISM, to a larger fraction of thermally unstable gas. Since the short wavelengths are the most unstable the trend is that the CNM is very fragmented into several clouds. If the cooling time is larger than the wave period, then the decay instability makes the intermediate modes ($k \simeq k_0$) more unstable. In that case, the fraction of thermally unstable gas is not necessarily larger (depending on β and A) but the CNM should be fragmented in structures having a size of about $1/(k_0 \times \xi)$, where ξ is the density ratio between the CNM and the WNM.

2.5. Effect of thermal diffusivity

Here we briefly consider the effect of thermal diffusivity. When this term is taken into account, the dispersion relation (15) becomes:

$$\tilde{\omega}^2 - \beta \tilde{k}^2 \frac{\tilde{\omega} + i(\tilde{\omega}_b + \tilde{\kappa}_b \tilde{k}^2)}{\tilde{\omega} + i(\tilde{\omega}_c + \tilde{\kappa}_c \tilde{k}^2)} = \tilde{k}^2 A^2 \frac{\tilde{\omega}^3 + \tilde{k} \tilde{\omega}^2 - 3\tilde{\omega} + \tilde{k}}{(\tilde{\omega} - \tilde{k})(\tilde{\omega} + \tilde{k})^2 - 4}, \quad (23)$$

where $\tilde{\kappa}_c = \kappa(T_0)\omega_0\beta/(C_v\rho_0 C_s^2)$ and $\tilde{\kappa}_b = \tilde{\kappa}_c/\gamma$.

Fig. 2 displays the growth rate obtained from Eq. (23) using the fiducial value of $\kappa(T_0)$ given at the beginning of Sect. 2 and for $\omega_c = 0.3, 1, 3$. The different curves are associated with the same values of β and A as in Fig. (1) For small and intermediate values of \tilde{k} the shape and the values of $\tilde{\omega}$ are very similar to the case of vanishing thermal conductivity. As expected however, thermal conduction introduces a cut-off at small scale (Field 1965). The value of \tilde{k} for which $\tilde{\omega}$ vanishes depends on β and increases (by a factor

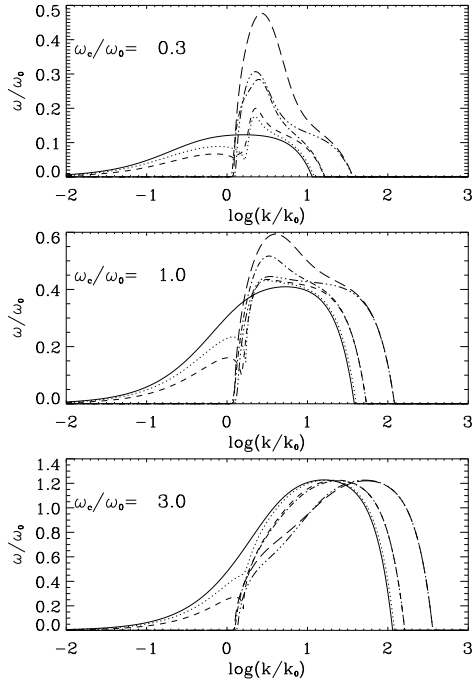


Fig. 2. Growthrate as a function of the wave number when the effect of the thermal diffusivity is taken into account. The curve styles are associated with the same values of β and A as in Fig. 1.

2 to 3 for the values considered here) when β decreases, confirming the trends inferred previously, i.e. the CNM should be more fragmented in the presence of Alfvén waves leading to smaller CNM structures.

3. Numerical study

In order to test the analytic results presented in the previous section and to investigate the non-linear regime, numerical simulations are performed in a slab geometry.

For this purpose we use the 1D adaptive mesh refinement (AMR) code presented in Hennebelle & P  rault (1999, 2000). The AMR technique is very helpful to simultaneously resolve the sharp thermal fronts ($\simeq 10^{-3}$ pc) and the larger scale (≥ 10 pc) involved in the problem. The code has been extensively tested and the results in the hydrodynamical case have been closely compared with high resolution simulations using a second order Godunov scheme. The growth rate for the parametric instability of an Alfvén wave in an adiabatic gas have been calculated and shown to match, within an accuracy of a few percents, the results of the first panel of Fig. 1.

Two numerical experiments are carried out. First, we consider a situation for which the gas is initially thermally unstable and we study the development of the thermal instability in the presence of Alfvén waves. Although these initial conditions are somewhat artificial, they are simple and close to the assumption of the analytic analysis, making comparisons easier. Second, we setup more realistic initial conditions corresponding to

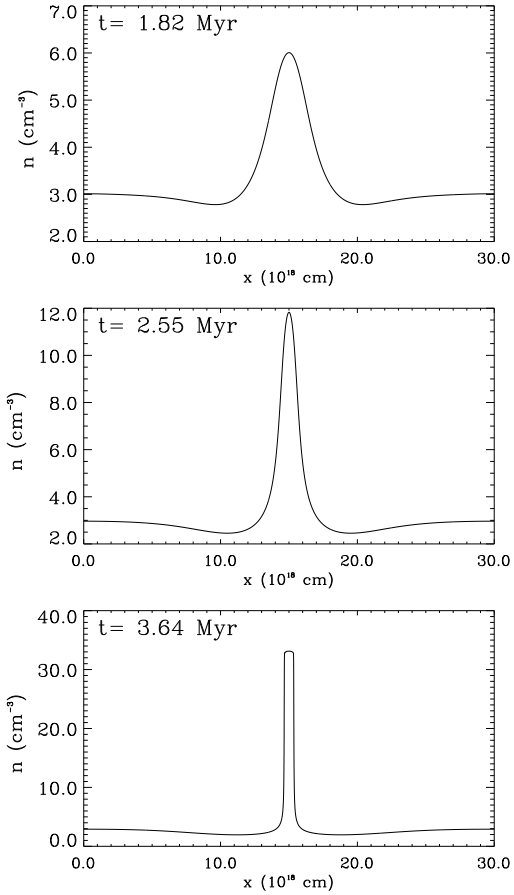


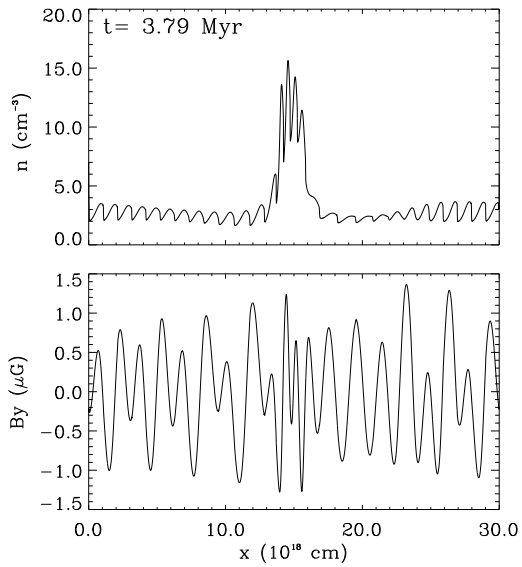
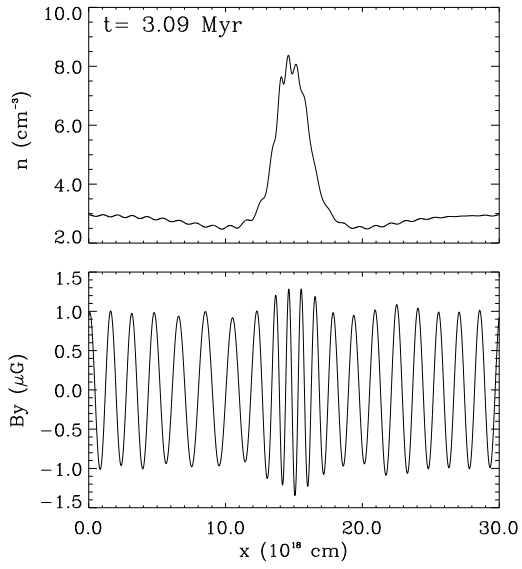
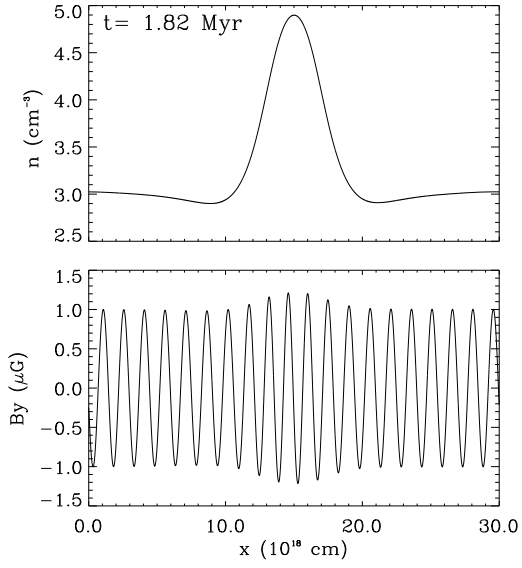
Fig. 3. Density field for 3 snapshots illustrating the development of the thermal instability in the hydrodynamical case. The density of the perturbation increases until the gas reaches thermal equilibrium.

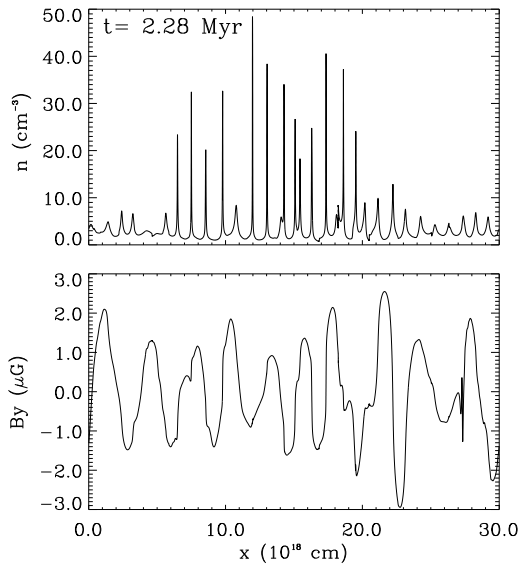
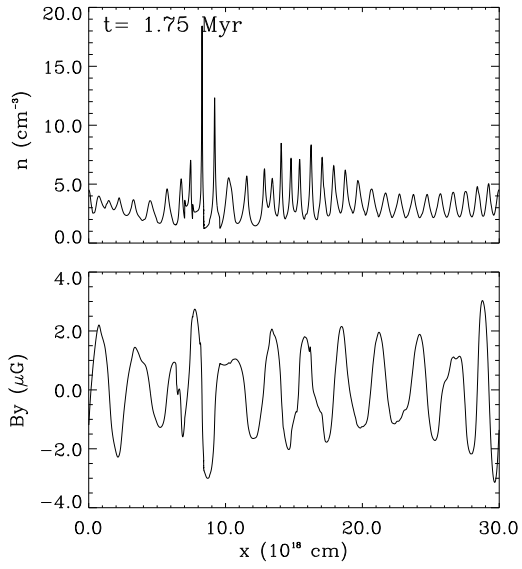
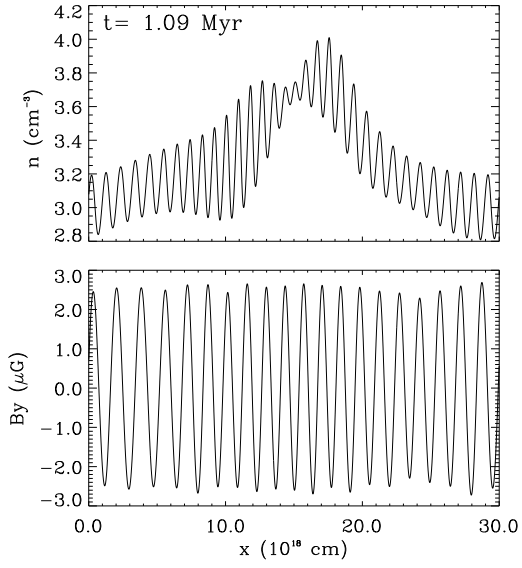
a converging flow of thermally stable WNM. In this case the ram pressure of the flow drives the thermal collapse dynamically.

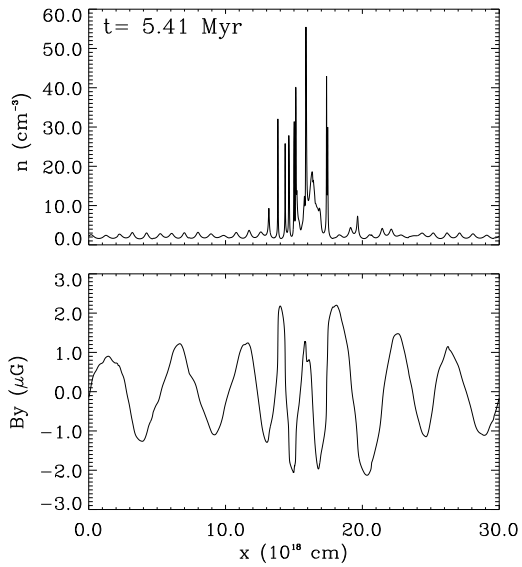
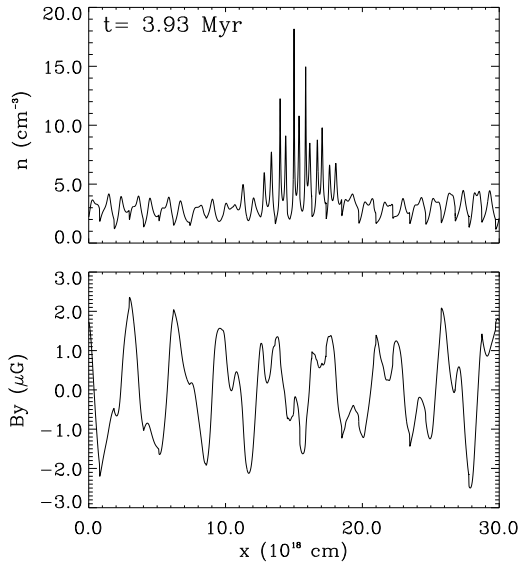
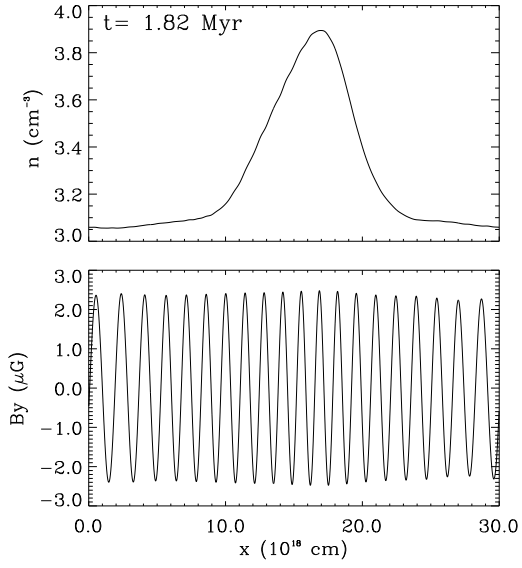
3.1. Case of gas initially thermally unstable

In order to study the effect of the circularly polarized Alfvén waves on the development of the thermal instability, we start the simulation with thermally unstable gas ($n = 3 \text{ cm}^{-3}$ and $T \simeq 500 \text{ K}$) with density fluctuations of amplitude 0.5. The cooling function is described in Audit & Hennebelle (2005). The computational domain, which initially contains 5000 pixels, has periodic boundary conditions and a length of $3 \times 10^{19} \text{ cm}$, corresponding to 20 wavelengths of the initial Alfvén wave.

Fig. 3 shows three snapshots of the density field in a purely hydrodynamic run (no MHD wave is present). The initial perturbation grows as a result of the thermal insta-







bility. At time $t = 2.55$ Myr the density is about three times its initial value. At time $t = 3.64$ Myr a cloud of CNM having a size of about 0.3 pc, has formed.

Fig. 4 displays the density and the y-component of the magnetic field for 3 snapshots showing the development of the thermal instability in the presence of Alfvén waves of amplitude $B_{\perp} = 1 \mu\text{G}$ and for $B_x = 5 \mu\text{G}$. In this situation the value of ω_c/ω_0 is about 0.03, $A = 0.2$ and $\beta = 0.17$. The peak density at time $t = 1.82$ Myr is about 4.9 whereas the initial peak density is 4.5. In the hydrodynamic case the peak density at the same time is about 6.2 showing that the waves have significantly slowed down the growth of the perturbation, by a factor of about $(6.2 - 4.5)/(4.9 - 4.5) \simeq 4$. Note that interestingly enough, this factor is significantly larger than what is predicted by the linear theory which predicts a difference of about 10% (in the case of a perturbation having an initial amplitude of 10^{-2} we verified that the growth agrees with the linear theory). After the central density has increased by a factor of about 2 (panel 2), the waves drastically change the structure of the gas and create significant density contrasts ($\simeq 10\%$). The resulting cloud (panel 3) contains density fluctuations of about $\simeq 50\%$ its maximum value, and is therefore very different from the uniform cloud formed in the hydrodynamical case. These large fluctuations are due to magnetic pressure variations. It is worth noting that due to the contraction, the waves inside the growing perturbation (panel 2 and 3) have a larger amplitude and a shorter wavelength than the waves in the surrounding medium. According to the analysis of the preceding sections, this effect tends to increase the influence of the waves.

Fig. 5 shows results for $B_{\perp} = 2.5 \mu\text{G}$ and for $B_x = 5 \mu\text{G}$. The waves strongly influence the gas evolution. The initial perturbation is totally stabilized by the waves and does not develop (second panel). On the contrary, the waves trigger the formation of structures having a wave number $k \simeq k_0$ (first and second panels). These structures keep condensing (panel 3) and finally about 12 CNM clouds form. Their size is about 0.03 pc and therefore about 10 times smaller than the size of the cloud that forms in the hydrodynamical case. It is worth noting that the formation of these clouds is significantly (50%-100%) faster than in the two previous cases. Therefore in this range of parameters, the waves destabilize the gas and accelerate the formation of CNM structures.

Fig. 6 shows results for $B_{\perp} = 2.5 \mu\text{G}$ and for $B_x = 2.5 \mu\text{G}$. In this situation the value of ω_c/ω_0 is about 0.06, $A = 1$ and $\beta = 0.34$. As can be seen on first panel, the initial perturbation does not grow (the peak density is smaller at time $t = 1.82$ Myr than the initial value). Unlike the previous case, the Alfvén waves do not efficiently trigger the formation of structures at $k \simeq k_0$ (see first panel). However since the waves are unable to stabilize small wavelengths, the initial perturbation breaks down in several structures which finally develop (panel 2). This nevertheless occurs after a significant delay showing that in this situation, the gas spent a longer amount of time in the thermally unstable

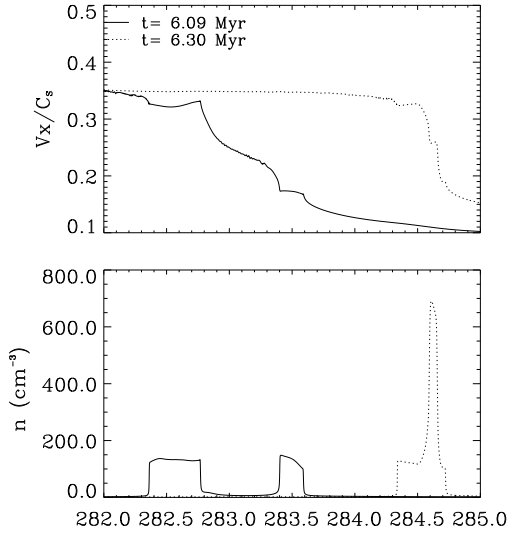


Fig. 7. Spatial zoom showing the thermal condensations which have been induced by the large scale converging flow in the hydrodynamical case. Two snapshots are displayed.

state. At time $t = 5.41$ Myr about 6 small structures of size $\simeq 0.03$ pc and one larger structure of size $\simeq 0.3$ pc have formed.

3.2. Case of thermal condensation dynamically induced

We now consider a converging flow of WNM (Hennebelle & Pérault 1999) in a simulation box of length 150 pc. The peak velocities are $2.2 C_{wnm}$ and $-2 C_{wnm}$ and the peak to peak distance is about 60 pc. Two simulations are performed. The first one is purely hydrodynamical, while the second one starts with an Alfvén waves of amplitude $2.5 \mu\text{G}$ with 100 spatial periods in the integration domain. The total magnetic intensity is $5 \mu\text{G}$ and the longitudinal one $B_x \simeq 4 \mu\text{G}$. An initial resolution of 25,000 pixels is used in order to ensure an accurate description of the Alfvén wave (it corresponds to 250 pixels per period).

Fig.7 shows the hydrodynamical result. At time $t = 6.09$ Myr, two clouds having a size of about 0.1 pc have formed. They present weak density gradients and have no significant internal velocity. The two clouds have a relative velocity of about 0.15 km/s and undergo a collision at time $t = 6.3$ Myr. A shock-compressed layer forms with a density of about $\simeq 700 \text{ cm}^{-3}$ and a length $\simeq 0.02$ pc. During the time of the collision, the structure presents a stiff velocity gradient.

Fig.8 displays four snapshots of the longitudinal velocity field, the density and the y-component of the magnetic field in the MHD case. The results displayed in the first panel confirm the trends observed in the numerical experiments of Sect. 3.1. The gas fragments into few small CNM structures having a physical length as small as few 0.01 pc (note that due to the AMR scheme, these structures are well described). This situation is very different from the hydrodynamical case for which the structures are much larger

and uniform. A comparison between the 2 times displayed in first panel of Fig. 8 reveals that all the structures do not form at the same time. The structure of the magnetic field deserves attention. It varies very rapidly in the new born condensations ($x = 242$ cm and $x = 243$ cm), therefore compressing them. It varies less stiffly near older structures ($x \simeq 244$ cm) since the field lines had time to unbend. Between the clouds, the magnetic field is much more uniform. This is a consequence of the fact that the Alfvén speed is about 10 times larger in the WNM than in the CNM. It is also clear that the intercloud magnetic pressure plays an important role in preventing the merging of the CNM structures therefore maintaining the complexity of the flow and organizing it into groups of structures rather than into a single cloud. In these groups of structures the longitudinal velocity dispersion is not negligible, unlike in the hydrodynamical case. It is about 0.1-0.2 km/s, i.e. few times the sound speed or the Alfvén speed of the CNM. This velocity dispersion is due to the transfer of magnetic energy into longitudinal motions because of the magnetic pressure fluctuations. We stress the fact that observing such group of structures with a low spatial resolution ($\simeq 0.2$ pc) may lead to a rather different picture, namely a broad, uniform and turbulent (having a Mach number $M \simeq 1 - 2$) CNM structure.

The second panel of Fig.8 shows two later snapshots of the same numerical experiment. The group of structures which is seen in the first panel is now located at $x \simeq 251.5$ pc. Large fluctuations ($\simeq 100\%$) of density and magnetic field are still present as well as a longitudinal velocity dispersion of about $0.1 - 0.2$ km/s. Another smaller group of structures ($x \simeq 253.5$ pc) has formed. At time $t = 9.11$ Myr (dotted line), the first cloud undergoes a large density fluctuation ($n_{\max} \simeq 600 \text{ cm}^{-3}$) at a scale of about 0.01 pc. At the same time the cloud is compressed, because of the (magnetic) interaction with the other cloud, so that its length is divided by a factor $\simeq 2$. An interpretation based on the previous analytic results is that the amplitude and wavenumber of the Alfvén wave in the cloud increasing as a result of the compression, the decay instability is triggered leading to a larger density fluctuations. Interestingly, in contrast with the stiff and large fluctuations undergone by B_y , the longitudinal velocity field remains relatively smooth.

4. Discussion and conclusion

The analysis presented in Sect.2 as well as the numerical experiments discussed in the previous section show that even modest amplitude Alfvén waves may have a strong impact on the structure of the multiphase ISM. This study focused on circularly polarized parallel propagating Alfvén waves, mainly to allow analytic calculations. These waves, which are exact solutions of the MHD equations, are very weakly dissipative and are therefore very likely to be present in the ISM.

Their effects depend on β , $\widetilde{\omega_c}$ and A , respectively the square ratio of the sound to the Alfvén speeds, the ratio between the wave temporal period and the cooling time and the wave amplitude. Depending on the values of these parameters, these waves may: i) stabilize the wavelengths larger than that of the Alfvén wave, λ_{AW} , that would otherwise be thermally unstable, therefore enhancing the fraction of thermally unstable gas in the ISM, ii) destabilize the wavelengths comparable to λ_{AW} and thus fragment the CNM into several spatially correlated small clouds, iii) induce strong density fluctuations within preexisting CNM structures (up to 10 times the mean density), iv) maintain an Alfvénic velocity dispersion within the CNM structures by pumping their energy into longitudinal motions. Finally magnetic pressure tends to prevent the merging between CNM clouds.

These effects are not observed in one-dimensional purely hydrodynamical simulations leading to larger and almost uniform structures with weak internal motions. In two dimensions (Koyama & Inutsuka 2002, Audit & Hennebelle 2005) the situation is more complex due to the role of turbulence, with coexistence of thermally unstable gas and small-scale structures, but the latter are still relatively uniform and do not contain significant velocity dispersion. According to the present analysis, MHD waves may enhance the thermal fragmentation found in these simulations, maintain an Alfvénic velocity dispersion and generate large density fluctuations within the CNM structures.

Recent observational progress has revealed the presence of interesting features and of a large quantity of thermally unstable gas (e.g. Heiles 2001, Heiles & Troland 2003, Miville-Deschênes et al. 2003). Heiles (1997) summarizes and discusses observations of tiny small-scale structures and more recently Braun & Kanekar (2004, 2005) and Staminorovic & Heiles (2005) report the detection of very low column density CNM clouds.

Qualitatively, the present study as well as the 2D simulations of Koyama & Inutsuka (2002) and Audit & Hennebelle (2005) show similar features including thermally unstable gas (also observed by Gazol et al. 2001 in simulations at larger scale), low column density structures (down to and even smaller than 10^{18} cm^{-2}) and large density fluctuations at small scale (up to 10^3 cm^{-3}). Small-scale structures and large density fluctuations appear to be a natural outcome of the two-phase nature of the flow. In the absence of turbulence or magnetic field, CNM structures have a typical length of about 0.1 pc (or a column density of $\simeq 10^{19} \text{ cm}^{-2}$) (Audit & Hennebelle 2005). In the presence of waves or turbulence, a growing structure can however fragment into smaller pieces. Moreover, since both the sound and the Alfvén speed change by a factor $\simeq 10$ between the WNM and the CNM, with a transition occurring on a short distance of the order of a Field length, supersonic or superalfvénic CNM motions are expected to be more frequent.

No systematic and quantitative study attempting to closely compare simulations and observations has been carried out yet. This is clearly a major challenge for the future.

Acknowledgements. This work has received partial financial support from the French national program PCMI.

References

- Audit E., Hennebelle P., 2005, *A&A* 1, 433
- Braun R., Kanekar N., 2004 in the IMF at 50 ed. E. Corbelli, F. Palla, & H. Zinnecker (Kluwer), astro-ph/0409427
- Braun R., Kanekar N., 2005 *A&A in press*, astro-ph/0505055
- Cho J., Lazarian A., 2003 *Mon. Not. R. Astron. Soc.*, 345, 325
- Cohen R.H., Kulsrud R.M., 1974, *Phys. Fluid*, 17, 2215
- Dewar R.L., 1970, *Phys. Fluid*, 13, 2710
- Falle S.A., Hartquist T.W., 2002, *MNRAS* 329, 195
- Ferraro, V. C. A 1955, *Proc. R. Soc. London, Ser. A*, 223, 310
- Field G., 1965, *ApJ* 142, 531
- Field G., Goldsmith D., Habing H., 1969, *ApJ Lett* 155, 149
- Gazol A., Vázquez-Semadeni E., Sánchez-Salcedo F., Scalo J., 2001, *ApJ* 557, L124
- Goldstein M., 1978, *ApJ* 219, 700
- Heiles C., 1987, *Interstellar processes*, ed. Hollenbach D., Thronson H. (Reidel)
- Heiles C., 1997, *ApJ* 481, 193
- Heiles C., 2001, *ApJ* 551, 105
- Heiles C., Troland T., 2003, *ApJ* 586, 1067
- Heiles C., Troland T., 2005, *ApJ in press*, astro-ph/0501482
- Hennebelle P., Pérault M., 1999, *A&A* 351, 309
- Hennebelle P., Pérault M., 2000, *A&A* 359, 1124
- Koyoma H., Inutsuka S., 2002, *ApJ* 564, L97
- Kulkarni S.R., Heiles C., 1987, *Interstellar processes*, ed. Hollenbach D., Thronson H. (Reidel)
- Loewenstein M., 1990, *ApJ* 349, 471
- Lou, Y. Q. 1996, *MNRAS*, 279, L67
- McKee C.F., Zweibel E.G., 1995, *ApJ* 440, 686
- Meerson B., 1996, *Rev. Mod. Phys.* 68, 215
- Miville-Deschênes M.-A., Joncas G., Falgarone E., Boulanger F., 2003, *A&A* 411, 109
- Passot T., Vázquez-Semadeni E., Pouquet A., 1995, *ApJ* 441, 702
- Passot T., Vázquez-Semadeni E., 2003, *A&A* 398, 845
- Piontek R.A., Ostriker E.C., 2004, *ApJ* 601, 905
- Piontek R.A., Ostriker E.C., 2005, *ApJ in press*, astro-ph/0504669
- Press W., Teukolsky S., Vetterling W., Flannery B., 1994, *Numerical Recipies*, Cambridge University Press
- Rogister A., 1971, *Phys. Fluids* 12, 2733
- Shu F., 1992, *Gas Dynamics* (University Science Books, Mill Valley CA)
- Spangler, S., Fuselier S., Fey A., Anderson G. 1988 *J. Geophys. Res.*, 93(A2), 845-857, 10.1029/88JA01034
- Stanimirović S., Heiles C., 2005, *ApJ in press*

Troland T. & Heiles C. 1986, ApJ 301, 339

Wolfire M.G., Hollenbach D., McKee C.F., 1995, ApJ 443, 152

Wolfire M.G., Hollenbach D., McKee C.F., 2003, ApJ 587, 278

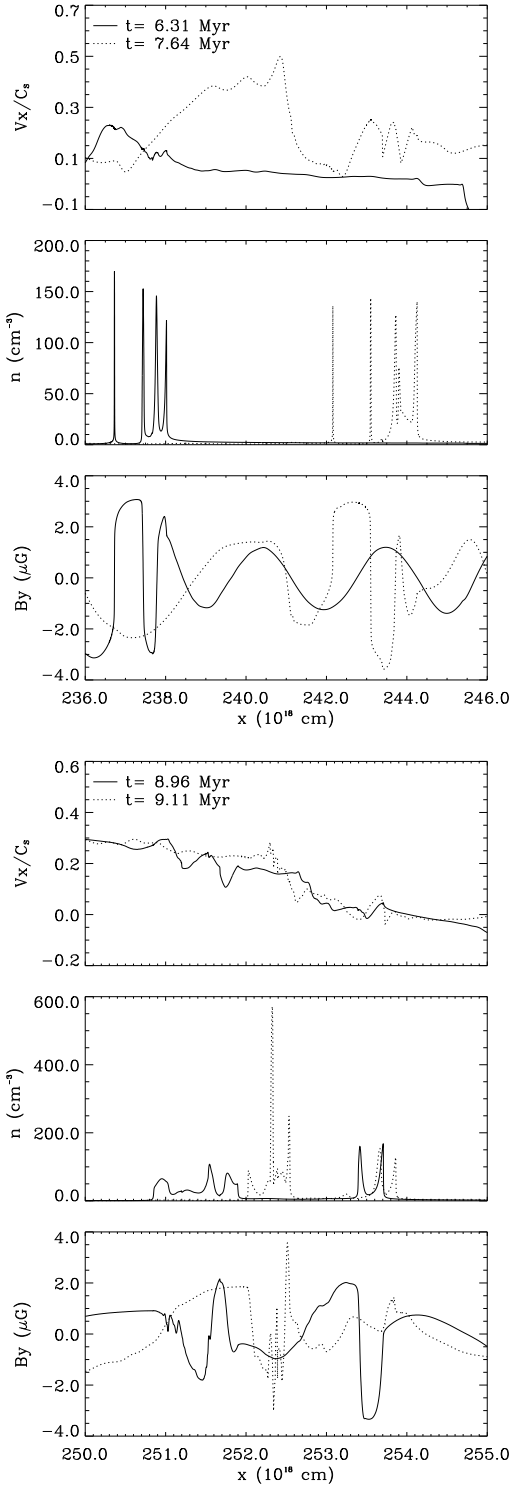


Fig. 8. Same as Fig. 7 in the presence of circularly polarized Alfvén waves (see text for detail). Four snapshots are displayed.

