

# Superlong GRBs

Ya. Yu. Tikhomirova<sup>1</sup> and B. E. Stern<sup>2,1</sup>

<sup>1</sup> *Astro Space Centre of Lebedev Physical Institute, Moscow, Russia*

<sup>2</sup> *Institute for Nuclear Research, Moscow, Russia*

**Abstract** We searched for anomalously long GRBs (GRBs) in the archival records of the Burst and Transient Sources Experiment (BATSE). Ten obvious superlong (>500 s) GRBs with almost continuous emission episodes were found. Nine of these events are known from the BATSE catalog, but five have no duration estimates; we found one burst for the first time. We also detected events with emission episodes separated by a long period of silence (up to 1000 s) with a total duration of 1000–2000 s. In the latter case, we cannot reach an unequivocal conclusion about a common origin of the episodes due to the BATSE poor angular resolution. However, for most of these pairs, the probability of a coincidence of independent GRBs is much lower than unity, and the probability that all of these are coincidences is  $\sim 10^{-8}$ . All of the events have a hardness ratio (the ratio of the count rates in different energy channels) typical of GRBs, and their unique duration is unlikely to be related to their high redshifts. Superlong bursts do not differ in their properties from typical long (>2 s) GRBs. We estimated the fraction of superlong GRBs (>500 s) among the long (>2 s) GRBs in the BATSE sample with fluxes up to  $0.1 \text{ phcm}^{-2} \text{ s}^{-1}$  to be between 0.3 and 0.5%, which is higher than the estimate based on the BATSE catalog.

## 1 INTRODUCTION

At present, it is well known that the events beginning as cosmic GRBs (GRBs), isolated nonrecurrent bursts with very different light-curve profiles commonly observed in the energy range from tens to hundreds of keV, are subsequently followed by optical and X-ray emission (Van Paradijs et al. 2000). The following important question remains: how long do these events last in the gamma-ray range (GRBs proper)? There is no universally accepted model of the physical GRB emission mechanism (although the question of their association with a certain class of supernovae seems to have been solved), and the existence of anomalously long GRBs can impose significant constraints on the model of this mechanism.

BATSE was the most sensitive among the experiments in which GRBs were observed (Fishman 1989). Furthermore, this was an experiment in which a continuous all-sky monitoring was performed in the energy range 25 keV–1 MeV during a uniquely long period of 9.1 yr (1991–2000). Before the beginning of this experiment, GRBs were considered to be a unified class of events with a duration of up to about 100 s (Mazets et al. 1981). According to the BATSE catalog (see Table 1), more than a hundred events with a duration of 100–500 s, three events with a duration of 500–1000 s, and one event with a record duration of 1300 s were detected during the BATSE experiment among  $\sim 2700$  bursts.

In addition, a subclass of short bursts with a duration of up to  $< 2$  s with harder spectra that account for a quarter of the total number of BATSE GRBs was revealed.

There are several types of BATSE records, in particular, records of the continuous all-sky monitoring by eight BATSE detectors with a time resolution of 1024 ms in four energy channels (DISCLA) and with a time resolution of 2048 ms in 16 channels (CONT) in the energy

Table 1: Statistics of superlong GRBs found from BATSE data.

GRB sample	Number of bursts with T > 500 s	
	500-1000s	1000-2000s
BATSE catalog* (according to table of durations)	3	1
UC catalog by Stern and Tikhomirova** (search in BATSE DISCLA records)	5	1
Superlong candidate pairs in UC catalog	1	6

\* Accessible at <http://gammaray.msfc.nasa.gov/batse/grb/catalog/current/>

\*\* Accessible at [http://www.astro.su.se/groups/head/grb\\_archive.html](http://www.astro.su.se/groups/head/grb_archive.html)

range 25–1000 keV. Recently, Connaughton (2002) searched for long-lived GRB emission in the CONT records. Having added up the episodes of records from the onset of bursts to thousands of seconds for hundreds of events, she found that the signal extends to  $\sim 1000$  s and is observable even longer. Since the bursts with an emission episode widely separated from the main peak were excluded from the analysis, this suggests that the emission of long GRBs on time scales of  $\sim 1000$  s could be their common feature.

Whereas Connaughton (2002) applied a statistical approach, we used an individual approach and searched for anomalously long bursts in the BATSE DISCLA records.

## 2 THE SEARCH FOR SUPERLONG (>500 s) GRBs

We scanned the records of the photon count rate in each of the eight BATSE detectors in two of the four energy channels, 50–100 and 100–300 keV (which coincides with the recorded spectral range in BATSE itself) with a time resolution of 1024 ms over the entire period of BATSE observations, 9.1 yr. The scanning was performed as part of our search for nontriggered GRBs (Stern et al. 2001, 2002). However, special attention was paid to the search for anomalously long bursts, including those with unusual profiles; additional runs of records with variations of the main search criteria were carried out.

By nontriggered bursts we mean events whose parameters did not satisfy the triggering criteria (most frequently due to a low intensity) in the main event-recording procedure; therefore, these events were missed and were not recorded during the experiment itself. However, being statistically significant and reliably classifiable, these can be found in the BATSE records. In contrast to the BATSE catalog, which contains GRBs with a peak flux down to  $0.2 \text{ phcm}^{-2} \text{ s}^{-1}$  (Paciesas et al. 1999), the search for nontriggered events by Stern et al. (2001) revealed bursts with a peak flux down to  $\sim 0.1 \text{ phcm}^{-2} \text{ s}^{-1}$ .

Our scans of the DISCLA records revealed a total of 3906 GRBs (see the catalog by Stern and Tikhomirova and Stern et al. 2001); 1838 of these are new, previously unknown, nontriggered events, and 2068 are GRBs known from the BATSE catalog. Among all the

detected GRBs, ten are obvious superlong events with a duration longer than 500 s (see Fig. 1 and Table 1). Nine of these are known triggered events from the BATSE catalog, but only four of these were known as superlong bursts, according to the table of durations in the catalog. Our estimates for the five remaining GRBs and one nontriggered GRB found for the first time are given in Table 2. Only one of these six bursts, GRB 910425, has an estimate of its duration in the BATSE catalog,  $t_{90} = 430$  s, which is clearly indicative of the loss of episodes and underestimation of the event duration.

Note that the parameter T90, the time in which from 5 to 95% of the total burst flux is radiated, is commonly used as the GRB duration. Here, however, we study the maximum duration of the gamma-ray emission, and it is inappropriate to use this parameter. Therefore, in this paper, we use mainly an estimate of the total burst duration by visually determining the beginning and the end of the event. In addition, it is more difficult to estimate T90 for superlong  $>500$  s bursts in the BATSE DISCLA records than for  $< 100$  s bursts, since the fluctuations of the high, strongly variable background are difficult to take into account on long time scales. Breaks are also occasionally encountered in the records, making this estimate impossible.

The longest of the six bursts whose duration was not estimated or underestimated in the BATSE catalog, GRB971208 (see Fig. 1), is known from Connaughton et al. (1997) and is unique in its own way. It has a classical single-peak profile with a rapid rise and an exponential decay. However, it has both an anomalously long rise time  $\sim 70$  s, and an anomalously long tail. This burst has a smooth profile and the longest duration,  $\sim 1000$  s, among the bursts with a classical profile (the second longest burst with a similar profile has a duration of  $\sim 250$  s). After  $\sim 1000$  s, the record is interrupted for  $\sim 500$  s, which does not allow us to estimate the duration of this burst more accurately.

An important point is that for an anomalously long burst, its episodes can be recorded as independent events, particularly if the interval of silence between the episodes is much longer than their duration. Therefore, we checked all of the GRBs found in the BATSE records for the presence of correlated pairs, which could be episodes of anomalously long events. We searched for bursts that were separated by no more than 2000 s and that had overlapping error regions. We found nine pairs of such events.

In view of the specific properties of gamma-ray detectors, the localization accuracy for these GRBs is very low,  $\sim 10^\circ$ . Therefore, we cannot reliably determine whether each of the pairs found is a superlong burst from the same source or independent bursts from different sources. Invoking data from the Ulysses interplanetary spacecraft (Hurley 2004), which operated simultaneously with BATSE in the same spectral range, for a triangulation attempt did not allow us to clarify the situation due to the low sensitivity (in all cases, Ulysses does not see one of the episodes), and we can estimate the confidence level only theoretically.

For each of the nine pairs, we estimated the expectation of the observation of two independent bursts in the sample of detected GRBs with a separation in angle and time no larger than a given value and with fluxes no lower than given values:

$$P = \frac{(1 - \cos\sigma)}{2} \Delta T \cdot R_{GRB} N(F_p),$$

where  $\sigma$  is the angular separation between the episodes,  $\Delta T$  is the time interval between them,  $R_{GRB}$  is the GRB detection rate ( $R_{GRB} = N/(T_{obsr}) = 1.75 \cdot 10^{-5} s^{-1}$ ,  $N =$

Table 2: Obvious superlong ( $>500$  s) GRBs found in the BATSE DISCLA archival records.

Date (TJD)	Seconds of Day	Catalog entry	T,s	$\alpha$ , deg	$\delta$ , deg	R <sup>a</sup> deg	F <sub>peak</sub> <sup>b</sup> , $phcm^{-2}s^{-1}$	HR <sup>c</sup> 2+3/1
<b>Superlong, with duration not (under)estimated in BATSE catalog</b>								
<b>971208</b> (10790)	<b>28085</b> 28092	<b>UC 10790a</b> BATSE 6526	<b>1000</b> None	<b>355.8</b> 356.5	<b>76.2</b> 77.9	<b>0.4</b> 1.2	<b>2.0</b> 1.8	<b>2.36</b>
<b>960425</b> (10198)	<b>1102</b> 1113	<b>UC 10198a</b> BATSE 5446	<b>740</b> None	<b>64.3</b> 59.9	<b>45.5</b> 40.8	<b>9.7</b> 5.1	<b>0.45</b> 0.44	<b>2.38</b>
<b>981104</b> (11121)	<b>8114</b> 8160	<b>UC 11121a</b> BATSE 7188	<b>730</b> None	<b>108.5</b> 104.3	<b>11.5</b> 12.4	<b>3.2</b> 2.8	<b>1.27</b> None	<b>2.26</b>
<b>990123</b> (11201)	<b>5838</b>	<b>UC 11201a</b>	<b>660</b>	<b>87.7</b>	<b>-4.4</b>	<b>9.7</b>	<b>0.33</b>	<b>4.1</b>
nontriggered								
<b>910425</b> (8371)	<b>20208</b> 20253	<b>UC 8371c</b> BATSE 110	<b>610</b> 430*	<b>341.8</b> 335.9	<b>25.0</b> 25.8	<b>7.9</b> 4.8	<b>0.45</b> 0.37	<b>3.11</b>
<b>981219</b> (11166)	<b>34133</b> 33948	<b>UC 11166b</b> BATSE 7270	<b>530</b> None	<b>216.0</b> 218.9	<b>-44.6</b> -43.6	<b>5.5</b> 2.0	<b>0.88</b> 0.9	<b>3.8</b>
<b>Superlong, already known from BATSE catalog</b>								
<b>970315</b> (10522)	<b>80021</b> 80022	<b>UC 10522d</b> BATSE 6125	<b>1360</b> 1307.	<b>129.9</b> 130.6	<b>-52.6</b> -52.4	<b>3.5</b> 0.99	<b>0.66</b> None	3.8
<b>950305</b> (9781)	<b>54303</b> 54305	<b>UC 9781b</b> BATSE 3458	<b>930</b> 674.	<b>195.5</b> 197.2	<b>-12.2</b> -11.1	<b>0.9</b> 0.3	<b>8.17</b> 8.1	<b>3.05</b>
<b>971029</b> (10750)	<b>22424</b> 22429	<b>UC 10750b</b> BATSE 6454	<b>730</b> 616.	<b>70.7</b> 66.9	<b>-40.5</b> -45.0	<b>1.5</b> 1.3	<b>1.73</b> 1.62	<b>3.27</b>
<b>950509</b> (9846)	<b>83719</b> 83766	<b>UC 9846b</b> BATSE 3567	<b>700</b> 590.	<b>41.6</b> 44.4	<b>27.0</b> 22.9	<b>6.8</b> 3.2	<b>1.26</b> 1.05	<b>1.71</b>

<sup>a</sup> Radius of the error circle.

<sup>b</sup> Peak flux in the BATSE spectral channels 2–3 (50–300 keV).

<sup>c</sup> Hardness as the ratio of the count rates in spectral channels 2–3 (50–300 keV) and 1 (25–50 keV).

\*  $t_{90}$

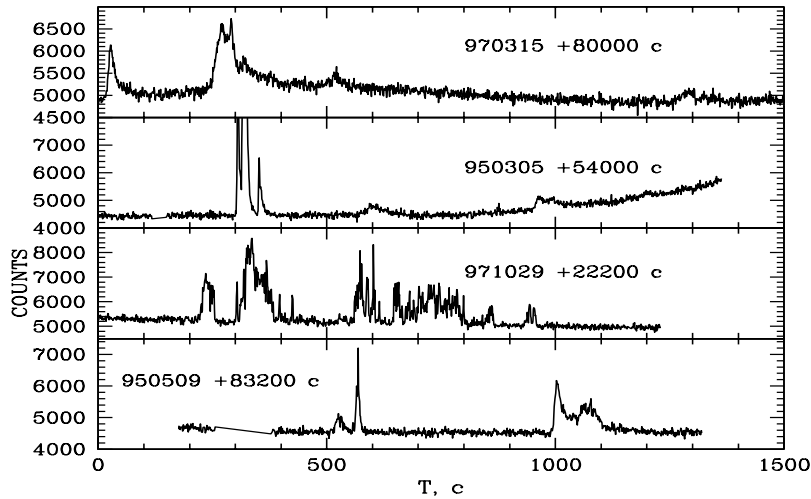
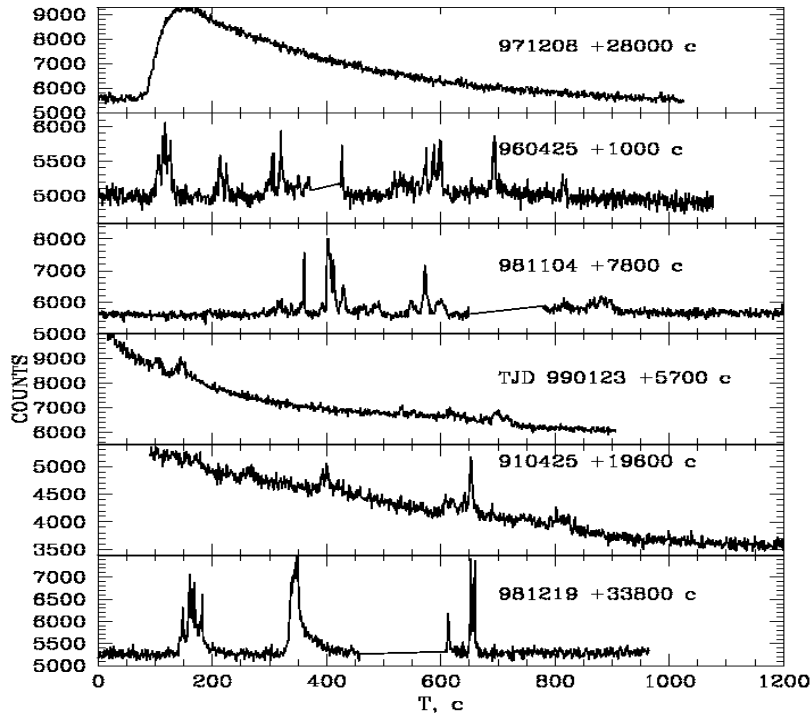


Figure 1: Fragments of the BATSE DISCLA records containing obvious superlong( $>500$  s) GRBs: (a) events whose duration was not estimated or underestimated in the BATSE catalog; and (b) superlong events known from the BATSE catalog. The sum of the photon count rates in two of the eight BATSE detectors in which the flux was at a maximum (the second and third energy channels, 50–300 keV) is shown. The date and duration are indicated for each burst.

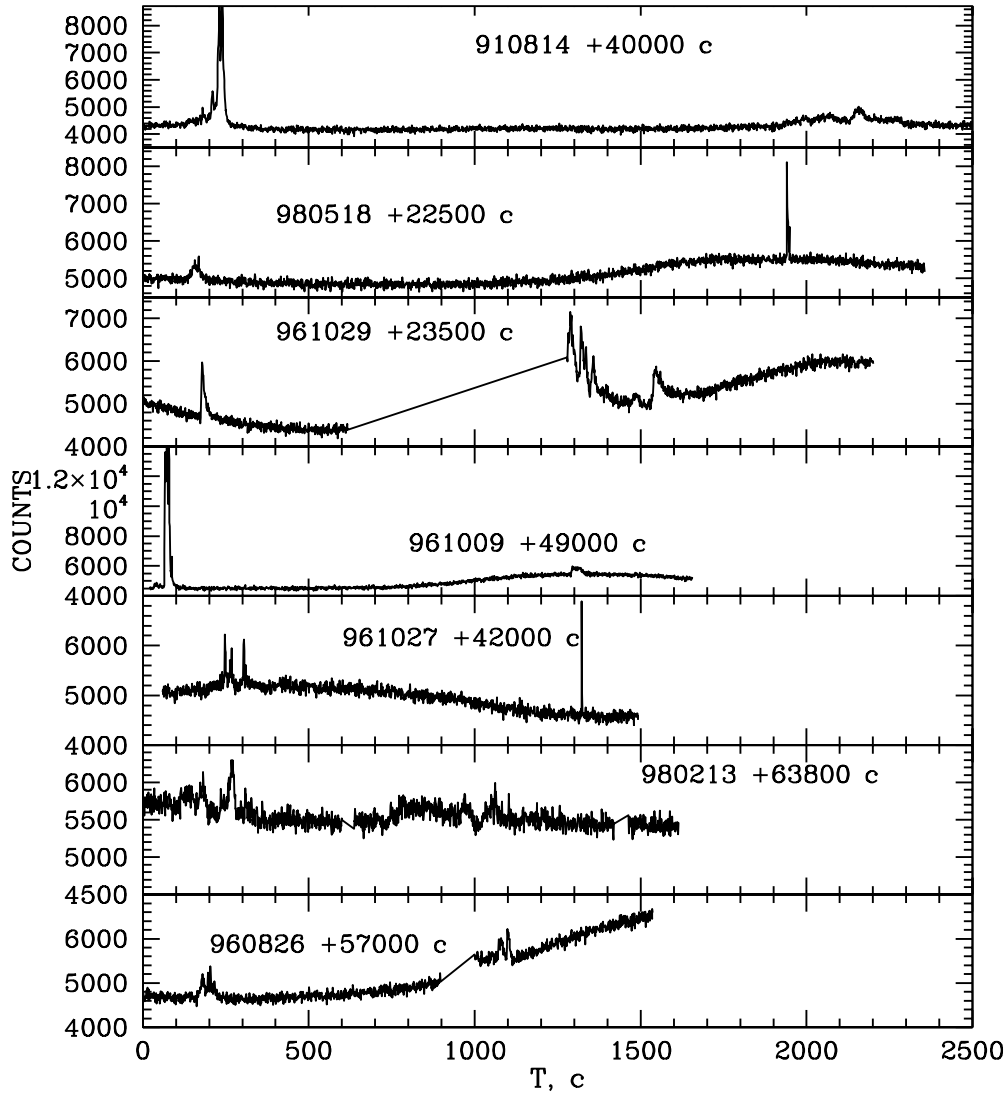


Figure 2: Fragments of the BATSE DISCLA records containing the detected pairs of GRBs that could be single superlong bursts. The sum of the photon count rates in two of the eight BATSE detectors in which the flux was at a maximum (the second and third energy channels, 50–300 keV) is shown. The date and duration are indicated for each event.

**3400** is the total number of detected long GRBs,  $T_{obs} = 9.1yr$  is the BATSE operation time,  $\eta = 0.7$  is the exposure factor that includes the gaps in the data and the periods of a high background), and  $N(F_p)$  is the number of detected bursts with fluxes no lower than a given value. We introduced the last factor in such a form, because the probability of detecting both episodes (if these have a common origin) depends on the brightness of the event.

For two pairs, this number was  $>1$ , and these were excluded from the analysis. We consider the remaining seven pairs as candidates for superlong GRBs. Their duration from the beginning of the first episode to the end of the last episode ranges from  $\sim 900$  s to  $\sim 2300$  s. The probability of a coincidence of seven such pairs of independent bursts in the sample is roughly equal to the product of their expectations,  $\sim 10^{-8}$ ; i.e., at least some of the pairs found could be superlong bursts with a high probability.

The light curves of the detected pairs are shown in Fig. 2, and some of their parameters, including the expectation of a coincidence, are listed in Table 3. Both events were triggered, recorded during BATSE and included in the catalog as independent events, only in two pairs. In two of the remaining pairs, both events were nontriggered; these were not recorded during BATSE (probably because of their low intensity). We detected them when scanning the BATSE DISCLA records. In the three remaining events, one burst is nontriggered and another is triggered.

It should be noted that the BATSE observational algorithm was not intended for the detection of superlong GRBs: from the detection time immediately after the accumulation of limited information, data were

It should be noted that the BATSE observational algorithm was not intended for the detection of superlong GRBs: from the detection time immediately after the accumulation of limited information, data were transmitted from the satellite to the Earth; during the data transmission, another event was recorded only if it was more intense than the previous one. Hence, the remote faint episodes of anomalously long bursts must have been lost, and it is possibly these events that we found in the BATSE records as pairs 910814 and 961009 (Fig. 2).

Note that we searched for pairs of bursts as possible episodes of superlong bursts separated by a time interval of  $\sim 2000$  s. For a longer interval, the expectation of a coincidence of two independent bursts in the sample is  $> 1$  for most pairs, and no possible candidates for superlong bursts can be identified. However, since no obvious superlong GRBs (with almost continuous emission) with a duration  $> 2000$  s were found over the long period of BATSE observations, such superlong bursts do not exist, because a wide morphology of light curves is typical of any duration.

Like obvious superlong bursts, no candidate pairs are identified in the class of long bursts by their parameters, except their duration (see Table 3). In general, their light curves (Fig. 2) reflect a wide morphology of the profiles typical of GRBs. These do not differ in hardness from typical GRBs either (Fig. 3). The second episode in a pair can be either harder or softer, more or less intense. There is no reason to believe that the second episode in a pair can be produced by a different physical mechanism, as is the case for the afterglow.

No emission was observed from these events in other spectral ranges. Given the broad distribution of the intrinsic GRB luminosities (Stern et al. 2002), it is difficult to draw a conclusion about the distance to the sources of these bursts from their brightness; however, these are clearly neither the nearest nor the farthest GRBs. If the time extension due to the

Table 3: Pairs of GRBs, candidates for single superlong (>500 s) bursts found in the BATSE DISCLA archival records.

Date (TJD)	Seconds of day	Catalog entry	$T_{total, s}$ $T_{event}$	$\alpha$ , deg	$\delta$ , deg	R deg	$F_{peak, phcm^{-2}s^{-1}}$	HR 2+3/1
			<b>2300</b>	<b>P=0.06</b>				
<b>910814</b> (08482)	<b>40132</b>	<b>UC 08482c</b>	<b>72.</b>	<b>62.2</b>	<b>46.8</b>	<b>0.8</b>	<b>4.29</b>	<b>3.46</b>
	40180	BATSE 676	78.	58.0	45.2	1.0	4.08	
	<b>41941</b>	<b>UC 08482d</b>	<b>324.</b>	<b>60.0</b>	<b>35.3</b>	<b>3.1</b>	<b>0.58</b>	<b>2.12</b>
	-	-	-	-	-	-	-	
			<b>1810</b>	<b>P=0.03</b>				
<b>980518</b> (10951)	<b>22649</b>	<b>UC 10951a</b>	<b>42.</b>	<b>160.3</b>	<b>-44 .5</b>	<b>11.1</b>	<b>0.35</b>	<b>1.69</b>
	-	-	-	-	-	-	-	
	<b>24441</b>	<b>UC 10951b</b>	<b>8.</b>	<b>164.2</b>	<b>-41.9</b>	<b>5.4</b>	<b>1.34</b>	<b>2.4</b>
	24441	BATSE 6762	8.	162.1	-42.5	2.0	1.46	
			<b>1500</b>	<b>P=0.02</b>				
<b>961029</b> (10385)	<b>23676</b>	<b>UC 10385b</b>	<b>24.</b>	<b>62.1</b>	<b>-53. 5</b>	<b>6.5</b>	<b>0.57</b>	<b>2.34</b>
	23677	BATSE 5648	40.	59.4	-52.6	3.3	0.84	
	<b>24781</b>	<b>UC 10385c</b>	<b>49.</b>	<b>56.4</b>	<b>-53.0</b>	<b>1.8</b>	<b>0.67</b>	<b>1.68</b>
	24350	BATSE 5649	None	59.8	-48.9	0.3	None	
			<b>1300</b>	<b>P=0.007</b>				
<b>961009</b> (10365)	<b>49065</b>	<b>UC 10365c</b>	<b>20.</b>	<b>135.5</b>	<b>-79 .0</b>	<b>1.1</b>	<b>6.69</b>	<b>2.91</b>
	49065	BATSE 5629	None	130.2	-80.2	0.4	6.4	
	<b>50292</b>	<b>UC 10365d</b>	<b>36.</b>	<b>110.2</b>	<b>-79.0</b>	<b>6. 6</b>	<b>0.25</b>	<b>2.57</b>
	-	-	-	-	-	-	-	
			<b>1150</b>	<b>P=0.2</b>				
<b>961027</b> (10383)	<b>42247</b>	<b>UC 10383d</b>	<b>75.</b>	<b>72.0</b>	<b>-43. 5</b>	<b>10.4</b>	<b>0.42</b>	<b>3.04</b>
	42247	BATSE 5646	109.	67.4	-42.4	5.6	109.	0.47
	<b>43323</b>	<b>UC 10383e</b>	<b>2.</b>	<b>84.4</b>	<b>-51.0</b>	<b>17.4</b>	<b>0.78</b>	<b>8.2</b>
	43322	BATSE 5647	1.	68.7	-54.3	5.8	0.85	
			<b>1000</b>	<b>P=0.7</b>				
<b>980213</b> (10857)	<b>63928</b>	<b>UC 10857c</b>	<b>198.</b>	<b>11.1</b>	<b>-23 .8</b>	<b>7.4</b>	<b>0.33</b>	<b>2.23</b>
	<b>64849</b>	<b>UC 10857d</b>	<b>104.</b>	<b>6.2</b>	<b>-10.6</b>	<b>13.1</b>	<b>0.25</b>	<b>2.7</b>
			<b>950</b>	<b>P=0.6</b>				
<b>960826</b> (10321)	<b>57175</b>	<b>UC 10321d</b>	<b>45.</b>	<b>191.1</b>	<b>15. 8</b>	<b>10.2</b>	<b>0.32</b>	<b>1.68</b>
	<b>58072</b>	<b>UC 10321e</b>	<b>34.</b>	<b>191.1</b>	<b>28.3</b>	<b>12.6</b>	<b>0.23</b>	<b>4.63</b>



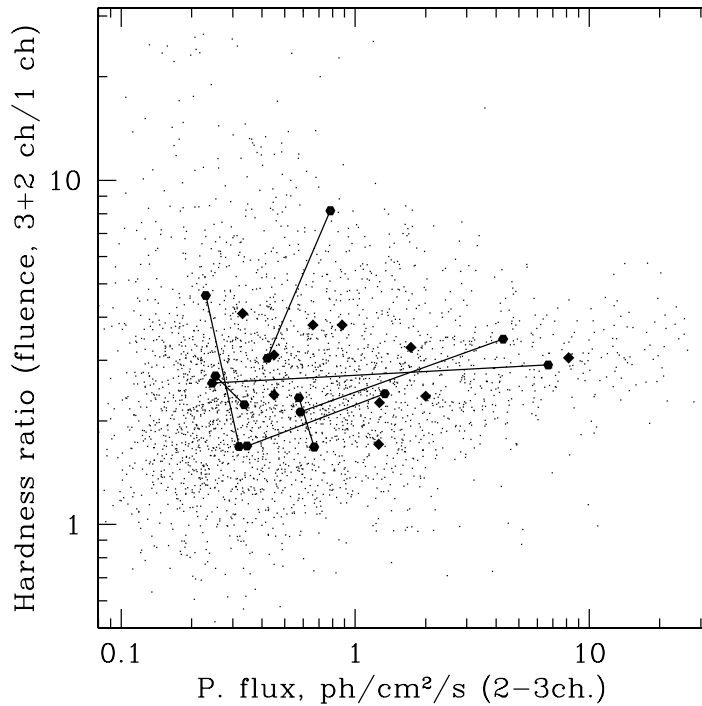


Figure 3: Hardness of the GRBs found in the BATSE DISCLA records as the ratio of the count rates in the energy ranges 50–300 keV (spectral channels 2 and 3) and 25–50 keV (channel 1). The peak photon flux in the energy range 50–300 keV is along the horizontal axis; the diamonds indicate the obvious superlong events from Table 2; the dumbbells indicate the correlated pairs of events that are candidates for superlong bursts; the dots indicate GRBs from the catalog by Stern and Tikhomirova (2002).

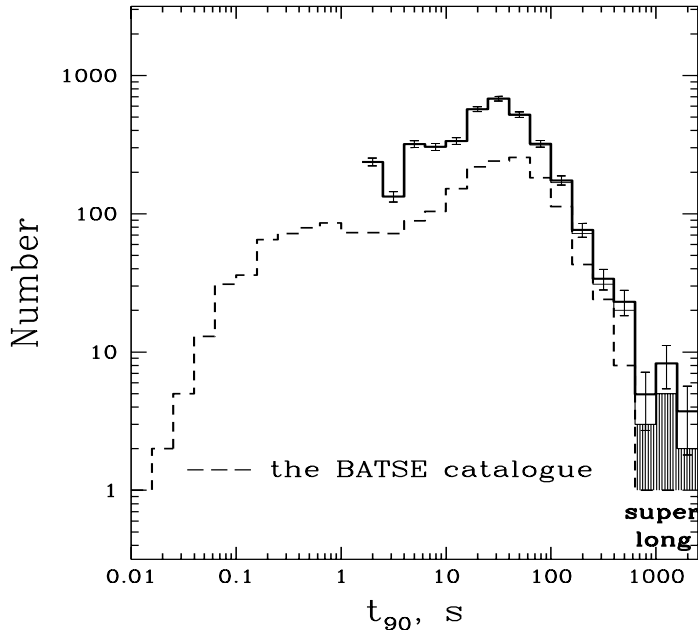


Figure 4: Distribution of GRB durations. The thin line indicates the GRBs found in the BATSE DISCLA records with the superlong bursts found here, including the correlated pairs; we use a visual estimate of the total duration for the superlong bursts and  $t_{90}$  for the remaining events; the thick line indicates the same distribution corrected for the probability of observing the total event duration; the dashed line indicates the distribution of durations according to the BATSE catalog.

unusually high redshift were responsible for the anomalous duration, this would affect the hardness of these GRBs, which is not observed.

We present the duration distribution for all the long GRBs found in the BATSE DISCLA records, including the detected obvious superlong bursts and superlong candidate pairs (Fig. 4). Since breaks are regularly encountered in the records and a considerable part of the sky is shielded by the Earth when observing from a satellite, the probability that superlong bursts could be identified as such in the records (without the loss of episodes) is lower than that for moderate-duration bursts. Therefore, we estimated the probability of identifying superlong GRBs in the records by the Monte Carlo method. For superlong bursts, we estimated the probability that no less than 90% of the duration of their emission will be seen in the records. The distribution of GRB durations corrected for this probability declines toward the longer durations, which roughly corresponds to a power-law  $dN/dT \propto T^{-1.5}$ .

### 3 CONCLUSIONS

We scanned the BATSE continuous all-sky monitoring records in the energy range 25 keV-1MeV for the entire observing period of 9.1 yr and found ten superlong ( $>500$  s) GRBs.

The two longest bursts have a duration of  $\sim 1000$ - $1360$  s. For four of the ten bursts, their duration is known from the BATSE catalog; for the remaining bursts, we give an estimate of their duration for the first time, including that for one newly detected, nontriggered GRBs. The fraction of obvious superlong ( $>500$  s) GRBs among all of the long ( $>2$  s) bursts found in the records is 0.3%, which is slightly higher than the estimate that follows from the BATSE catalog. Superlong bursts do not differ in their main properties from long bursts.

In addition, we detected bursts that could in pairs be episodes of superlong bursts with a duration of  $1000$ – $2300$  s. With these events, the fraction of superlong bursts in the class of long GRBs reaches 0.5%. The existence of such long bursts ( $\sim 2000$  s) requires confirmation (or disproof) by future experiments with a high GRB localization accuracy. The extension of the GRB emission on time scales  $>2500$  s is unlikely.

The extension of the gamma-ray emission to time scales of  $\sim 1000$  s and farther from the beginning of a GRB must be explained in terms of existing models and be taken into account when searching for an early X-ray afterglow.

## ACKNOWLEDGMENTS

This work was supported by a 2004 grant from the Foundation of Support for Russian Science for young scientists, the Russian Foundation for Basic Research (project no. 04-02-16987), and a NORDITA grant (Nordic project in high-energy astrophysics in the INTEGRAL era).

## REFERENCES

1. V. Connaughton, *Astrophys. J.* 567, 1028 (2002).
2. V. Connaughton, M. Kippen, R. Preece, and K. Hurley, *IAUCirc6785*, 1(1997).
3. G. J. Fishman, *The Gamma Ray Observatory Science Workshop* Ed. by W. N. Johnson (GSFC, Greenbelt, 1989), p. 3.
4. K. Hurley, (2004) (private communication).
5. C. Kouveliotou, C. Meegan, G. Fishman, et al., *Astrophys. J.* 413, L101 (1993).
6. E. Mazets, S. Golenetskii, V. Il'Inskii, et al., *Astrophys. Space Sci.* 80,85(1981).
7. W. Paciesas, C. Meegan, G. Pendleton, et al., *Astrophys. J. Suppl. Ser.* 122, 465 (1999).
8. B. E. Stern, Ya. Tikhomirova, D. Kompaneets, et al. *Astrophys. J.* 563, 80(2001).
9. B. E. Stern, Ya. Tikhomirova, M. Stepanov, et al. *Astrophys. J.* 540, L21 (2000).
10. B. E. Stern, Ya. Tikhomirova, and R. Svensson, *Astrophys. J.* 573, 75 (2002).
11. J. van Paradijs, C. Kouveliotou, and A.M.J. Wijers, *Ann. Rev. Astron. Astrophys.* 38, 379 (2000).