

New stellar members of the Coma Berenices open star cluster

S. L. Casewell*, R. F. Jameson, P. D. Dobbie

Department of Physics and Astronomy, University of Leicester, University Road, Leicester LE1 7RH, UK

ABSTRACT

We present the results of a survey of the Coma Berenices open star cluster (Melotte 111), undertaken using proper motions from the USNO-B1.0 and photometry from the 2MASS Point Source catalogues. We have identified 60 new candidate members with masses in the range $1.007 M_{\odot} < M < 0.269 M_{\odot}$. For each we have estimated a membership probability by extracting control clusters from the proper motion vector diagram. All 60 are found to have greater than 60 per cent probability of being clusters more than doubling the number of known cluster members. The new luminosity function for the cluster peaks at bright magnitudes, but is rising at $K \approx 12$, indicating that it is likely lower mass members may exist. The mass function also supports this hypothesis.

Key words: stars: open clusters and associations: Coma Berenices, Melotte 111

1 INTRODUCTION

During the last two decades there have been numerous deep surveys of young nearby open clusters focusing on the detection of very low mass stellar and substellar members (e.g. Jameson & Skillen 1989, Lodieu et al. 2005). Since these objects fade during their evolution, in these environments they are comparatively luminous, placing them comfortably within the reach of 2/4m class telescopes. Furthermore, numerical simulations suggest that in clusters with ages less than ~ 200 Myrs, dynamical evolution should not yet have led to the evaporation of a large proportion of these members (e.g. de la Fuente Marcos & de la Fuente Marcos 2000).

For these same reasons, there have been relatively few searches of this type undertaken in older open clusters. Indeed, the few, deep, large area surveys of the Hyades, the most extensively studied cluster of its type and the closest to the Sun (46.3pc; Perryman et al. 1998), have led to the identification of only a very small number of low mass stellar and substellar members (e.g. Reid 1993, Gizis et al. 1999, Moraux, priv. comm.). This finding is loosely in agreement with the predictions of N-body simulations which indicate that less than a fifth of the original population of substellar members remains tidally bound to a cluster at the age of the Hyades, 625 ± 50 Myrs (Perryman et al. 1998). However, despite this rough consistency, until the very low mass populations of more open clusters of similar age to the Hyades have been studied it seems premature to completely exclude other interpretations for the deficit of low mass members here e.g. differences in the initial mass function. Furthermore, additional investigations of this nature may also be of use in refining N-body simulations.

Therefore we have recently embarked on a survey of the Coma Berenices open star cluster (Melotte 111, RA = 12 23 00, Dec =

+26 00 00, J2000.0) to extend our knowledge of its luminosity function towards the hydrogen burning limit. At first glance this seems a prudent choice of target. It is the second closest open cluster to the Sun. Hipparcos measurements place it at $d = 89.9 \pm 2.1$ pc (van Leeuwen 1999), in agreement with older ground based estimates (e.g. $d = 85.4 \pm 4.9$ pc, Nicolet 1981). Furthermore, foreground extinction along this line of sight is low, $E(B-V) \approx 0.006 \pm 0.013$ (Nicolet 1981). The metallicity of the cluster is relatively well constrained. Spectroscopic examination of cluster members reveals it to be slightly metal poor with respect to the Sun. For example, Cayrel de Strobel (1990) determine $[Fe/H] = -0.065 \pm 0.021$ using a sample of eight F, G and K type associates, whereas Friel & Boesgaard (1992) determine $[Fe/H] = -0.052 \pm 0.047$ from fourteen F and G dwarf members. While estimates of the age of Melotte 111 vary considerably from 300 Myrs to 1 Gyr (e.g. Tsvetkov, 1989), more recent determinations, based on fitting model isochrones to the observed cluster sequence, are bunched around 400–500 Myrs (e.g. Bounatiro & Arimoto 1993, Odenkirchen 1998). Thus the Coma Berenices open cluster is probably marginally younger than the Hyades.

However, Melotte 111 is projected over a large area of sky (~ 100 sq. deg.) and contains considerably fewer bright stellar members than the Hyades. For example, Odenkirchen (1998) determines the cluster tidal radius to be ~ 5 –6 pc but finds only 34 kinematic members down to $V = 10.5$ within a circular area of radius 5° centred on the cluster. He estimates the total mass of Melotte 111 to lie in the range 30 – $90 M_{\odot}$, which can be compared to estimates of 300 – $460 M_{\odot}$ for the mass of the Hyades (e.g. Oort 1979, Reid 1992). Additionally, the small proper motion ($\mu_{\alpha} = -11.21 \pm 0.26$ mas yr^{-1} , $\mu_{\delta} = -9.16 \pm 0.15$ mas yr^{-1} ; van Leeuwen 1999) means that proper motion alone is not a suitable means by which to discriminate the members of Melotte 111 from the general field population. Fortunately, the convergent point for the cluster is sufficiently distant at $\alpha = 6 40 31.2$, $\delta = -41 33 00$ (J2000) (Masden et

* E-mail: slc25@star.le.ac.uk

al 2002), that we can expect all the cluster members to have essentially the same proper motion.

In the first detailed survey of Melotte 111, Trumpler (1938) used proper motion, spectrophotometric and radial velocity measurements to identify 37 probable members, $m_P < 10.5$, in a circular region of 7° diameter centered on the cluster. A significant additional number of fainter candidate members were identified by Artyukhina (1955) from a deep ($m_P < 15$) proper motion survey of ~ 7 sq. degrees of the cluster. Argue & Kenworthy (1969) performed a photographic UBV survey of a circular field, 3.3° in diameter, to a limiting depth of $m_P = 15.5$. They rejected all but 2 of her candidates with $m_P > 11$ but identified a further 2 faint objects with photometry and proper motion which they deemed to be consistent with cluster membership. Subsequently, De Luca & Weis (1981) obtained photoelectric photometry for 88 objects ($V > 11$), drawn from these two studies. They concluded that only 4 stars, 3 of which were listed in Argue & Kenworthy as probable members, had photometry and astrometry consistent with association to Melotte 111.

More recently, Bounatiro (1993) has searched an area of $6^\circ \times 6^\circ$ centered on Melotte 111, using the AGK3 catalogue, and has identified 17 new candidate members ($m_P < 12$). However, despite Randich et al. (1996) identifying 12 new potential low mass members ($V \approx 11.5-16$) from a ROSAT PSPC survey of the cluster, a detailed follow-up study has concluded that none of these are associates of Melotte 111 (Garcia-Lopez et al. 2000). Odenkirchen et al. (1998) have used the Hipparcos and ACT catalogues to perform a comprehensive kinematic and photometric study of 1200 sq. degrees around the cluster center complete to a depth of $V \approx 10.5$. They find a total of ~ 50 kinematic associates which appear to be distributed in a core-halo system. The core, which is elliptical in shape with a semi-major axis of 1.6° , is dominated by the more massive members while the halo contains proportionately more low mass associates. Odenkirchen et al. also find evidence of an extratidal 'moving group' located in front of the cluster in the context of its motion around the Galaxy. However, from a subsequent spectroscopic study, Ford et al. (2001), concluded that approximately half of the moving group were not associated with the cluster.

The ready availability of high quality astrometric and photometric survey catalogues (e.g. USNO-B1.0, 2MASS) have made a new deeper, wide area survey of the Coma Berenices open star cluster a tractable undertaking. In this paper we report on our efforts to use the USNO-B1.0 and 2MASS Point Source Catalogues to search for further candidate low mass members of Melotte 111. We identify 60 new candidates with proper motions and photometry consistent with cluster membership. State-of-the-art evolutionary models indicate some of these objects have masses of only $M \approx 0.269 M_\odot$.

2 THE PRESENT SURVEY

In ideal cases, membership of nearby open clusters can be ascertained by either photometry or proper motion. In the former approach, associates of a cluster are generally identified by insisting that they have magnitudes and colours which, within uncertainties, sit them on or close to an appropriate model isochrone (e.g. Bouvier et al. 1998). In the latter approach, as measurement errors usually dominate over the cluster velocity dispersion, selection of members simply requires that objects have astrometric motions consistent with known associates of a cluster. When combined, these two methods can yield candidates with a very high probability of cluster membership (e.g. Moraux et al. 2001)

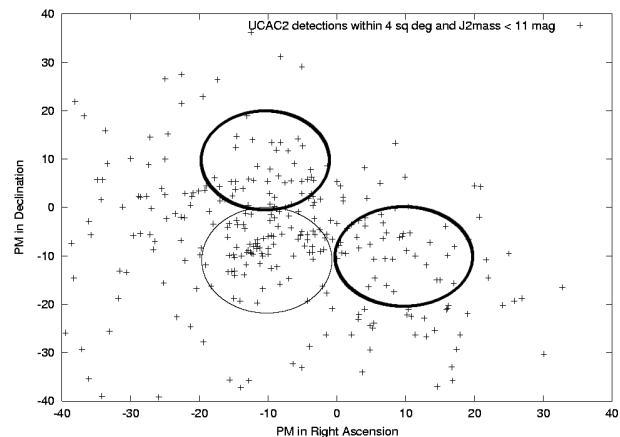


Figure 1. Plot of the UCAC (Zacharias et al. 2004) proper motions for 4 square degrees of the cluster centre. The thin line borders the cluster proper motion selection, and the thick line, the controls. The shallower UCAC catalogue is used here for illustration as the USNO B1.0 catalogue only provides quantized values of 2 mas yr^{-1} .

However, as discussed in §1, the proper motion of Melotte 111 is comparatively small and not suitable alone for the discrimination of cluster members. For example, members of the Pleiades open cluster, which can be readily identified astrometrically, have proper motions of $\mu_\alpha = 19.14 \pm 0.25 \text{ mas yr}^{-1}$, $\mu_\delta = -45.25 \pm 0.19 \text{ mas yr}^{-1}$ (van Leeuwen 1999). Nevertheless, because of the large epoch difference of approximately 50 years between the two Palomar Sky Surveys, if we restrict the search to $R < 18.0$, the proper motion measurements available in the USNO-B1.0 catalogue are sufficiently accurate that they can be used in conjunction with suitable photometry to identify candidates with a substantial probability of being members of Melotte 111. In principle the USNO-B1.0 catalogue provides B, R and I photometry but the significant uncertainties in the photographic magnitudes (~ 0.3 mags) severely limit its usefulness for this work (Monet et al. 2003). Therefore, to complement the astrometry, we choose to use J, H and K_S photometry from the 2MASS Point Source Catalogue which has $S/N \gtrsim 10$ down to $J = 15.8$, $H = 15.1$ and $K_S = 14.3$ (Skrutskie et al. 1997).

The survey was conducted as follows:-

(i) A circular area of radius 4 degrees centred on the cluster was extracted from the USNO B1.0 catalogue.

(ii) Stars were selected according to the criterion $(\mu_\alpha - X)^2 + (\mu_\delta - Y)^2 < 100$, where $X = -11.21$ and $Y = -9.16$, i.e. to lie within 10 mas yr^{-1} of the Hipparcos determined value for the proper motion of Melotte 111. This procedure was initially repeated for $X = -11.21$, $Y = +9.16$ and $X = +11.21$, $Y = -9.16$, to obtain two control samples (see Figure 1). Two more control samples were later extracted from two further circular regions of USNO B1.0 data. These data had a similar galactic latitude to the cluster but were offset by 10° from the centre of Melotte 111. Stars were selected from these latter regions by applying the first proper motion criterion above. The known members have errors, or velocity dispersions amounting to about $\pm 2.0 \text{ km s}^{-1}$, (Odenkirchen et al 1998). This corresponds to a proper motion of $\pm 4.8 \text{ mas yr}^{-1}$, and the USNO B1.0 catalogue astrometry errors, (see Tables 1 and 2) are small - typically less than $\pm 5 \text{ mas yr}^{-1}$ for our stars. Note the USNO B1.0 proper motion errors are quantized in units of 1 mas yr^{-1} and a zero error thus indicates an

error of less than 0.5 mas yr^{-1} . Thus if we selected a bounding circle of 10 mas yr , and the total quadratically added error is 7 mas yr^{-1} , we have selected all stars to a completeness level of 1.4σ , which means our survey is complete to $\approx 90\%$.

(iii) Stars passing the above sets of criteria were cross-referenced against the 2MASS point source catalogue using a match radius of 2 arcseconds.

(iv) Subsequently the sample of candidate cluster members and the four control samples were plotted in K_S , $J-K_S$ colour-magnitude diagrams as illustrated in Figures 2a and 2b respectively.

A cursory glance at the CMDs in Figure 2 reveals that our method appears to be rather successful in finding new associates of Melotte 111. An obvious cluster sequence can be seen extending to $K \approx 12$ beyond which it is overwhelmed by field star contamination. To perform a quantitative selection of candidate members we restrict ourselves to $K_S < 12$. We use as a guide to the location of the cluster sequence the previously known members and a 400Myr NEXTGEN isochrone for solar metallicity (Baraffe et al. 1998), scaled to the Hipparcos distance determination for Melotte 111. In the magnitude range where they overlap, the previously known cluster members of the single star sequence, congregate around the theoretical isochrone (all previously known cluster members are listed in Table 1). Furthermore, the model isochrone appears to continue to follow closely the excess of objects in Figure 2a, relative to Figure 2b, suggesting that it is relatively robust in this effective temperature regime.

The location of the theoretical isochrone at $J-K_S < 0.8$ is insensitive to the uncertainties in the age of the cluster. The cluster would have to be much younger to significantly shift the isochrone. The bulk of the observed dispersion in the single star sequence here likely stems from the finite depth of the cluster ($\sim 0.15 \text{ mags}$). Nevertheless, in this colour range we choose to select objects which lie no more than 0.3 magnitudes below the theoretical isochrone as this ensures that all previously known cluster members are recovered (filled squares in Figure 2a). As binary members can lie up to 0.75 magnitudes above the single star sequence, only objects which also lie no more than 1.05 magnitudes above the theoretical sequence are deemed candidate members.

Redward of $J-K_S = 0.8$, the main sequence becomes very steep in this CMD. We have tried using various combinations of 2MASS and USNO-B1.0 photometry (e.g. colours such as $R-K$) to circumvent this. However, as mentioned previously, the poorer quality of the photographic magnitudes provided by the USNO-B1.0 catalogue results in a large amount of scatter in optical+IR CMDs rendering them of little use for this work. Nonetheless, the finite depth of the cluster and a small error in cluster distance determination have a negligible effect in this part of the K_S , $J-K_S$ CMD. Based on previous experience gained from our investigations of the low mass members of the Pleiades and Praesepe open clusters, we estimate an uncertainty in the model $J-K$ colour of ± 0.05 magnitudes. Hence for $J-K_S > 0.8$, we have selected all objects which overlap a region 0.1 magnitudes wide in $J-K$, centered on the theoretical isochrone.

To assess levels of contamination in our list of candidate members, we have imposed these same colour selection criteria on the control samples. The resulting sequences were divided into one magnitude bins (in K_S) for $J-K_S > 0.8$, and in bins of 0.2 in $J-K_S$ for $J-K_S < 0.8$ and the number of objects in each for both the cluster and control samples counted. Subsequently, the membership probability

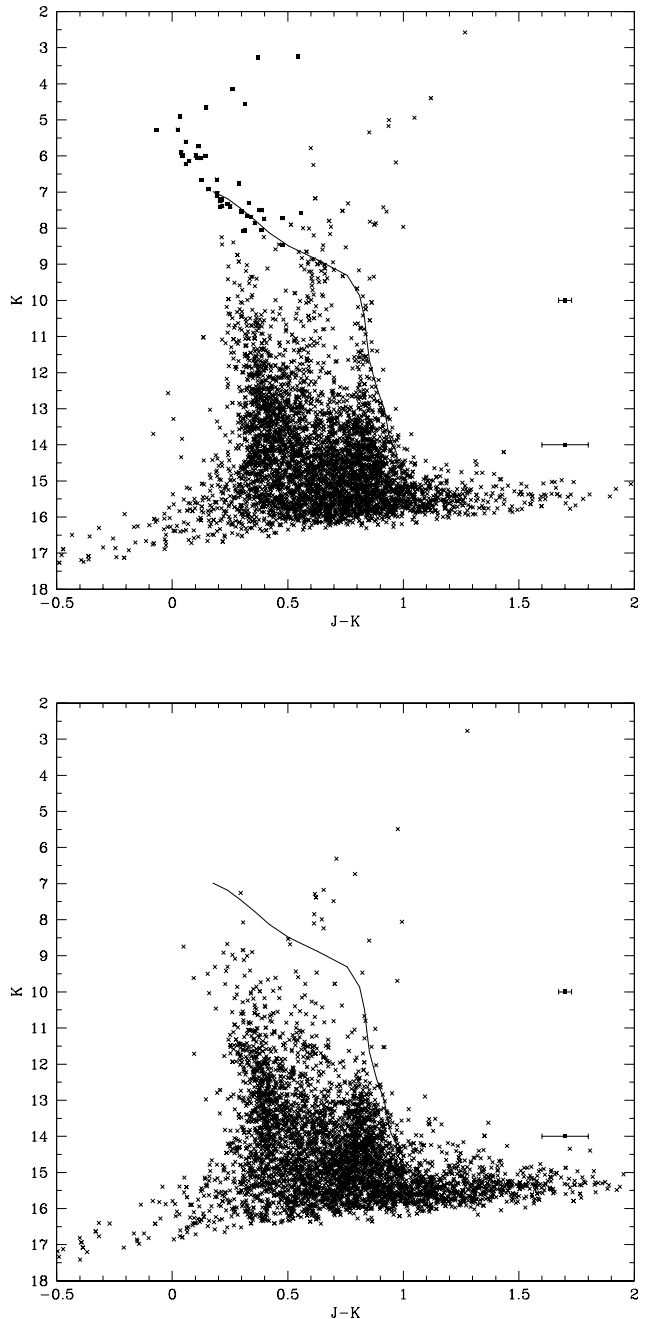


Figure 2. The CMD for the cluster (top) and a control sample with $\mu_\alpha = +11.21$ $\mu_\delta = -9.16$ (bottom). Previously known members of the cluster are highlighted in the upper plot (solid squares). A 0.4Gyr NEXTGEN isochrone is overplotted from Baraffe et al (1998) (solid line). This was converted into the 2MASS system using the transforms of Carpenter(2001).

ity for each candidate cluster member, $P_{\text{membership}}$, was estimated using equation 1,

$$P_{\text{membership}} = \frac{N_{\text{cluster}} - N_{\text{control}}}{N_{\text{cluster}}} \quad (1)$$

where N_{cluster} is the number of stars in a magnitude bin from the cluster sample and N_{control} is the mean number of stars in the same magnitude range but drawn from the control samples. Our list of

Table 1. Name, coordinates, proper motion measurements, R, I, J, H and K magnitudes for the known cluster members as detailed in Bounatiro and Arimoto (1992) and Odenkirchen et al. (1998) for the area we surveyed. The masses were calculated by linearly interpolating the models of Girardi et al (2002) $M \geq 1 M_{\odot}$ or Baraffe et al (1998), $M < 1 M_{\odot}$.

Name	RA J2000.0	Dec.	μ_{α}	μ_{δ}	error μ_{α}	error μ_{δ}	R	I	J	H	K_S	Mass M_{\odot}
BD+26 2337	12 22 30.31	+25 50 46.1	-12.0	-10.0	0.0	0.0	4.54	4.28	3.78	3.40	3.23	2.709
BD+28 2156	12 51 41.92	+27 32 26.5	-10.0	-10.0	0.0	0.0	4.55	4.20	3.62	3.36	3.26	2.709
BD+28 2115	12 26 24.06	+27 16 05.6	-14.0	-10.0	0.0	0.0	4.79	4.65	4.40	4.23	4.14	2.685
BD+24 2464	12 29 27.04	+24 06 32.1	-18.0	0.0	0.0	0.0	5.25	5.02	4.86	4.57	4.54	2.595
BD+27 2134	12 26 59.29	+26 49 32.5	-14.0	-10.0	0.0	0.0	4.91	4.88	4.79	4.72	4.64	2.568
BD+26 2344	12 24 18.53	+26 05 54.9	-14.0	-14.0	0.0	0.0	5.11	5.08	4.93	4.94	4.89	2.496
BD+25 2517	12 31 00.56	+24 34 01.8	-12.0	-10.0	0.0	0.0	5.41	5.39	5.29	5.30	5.26	2.363
BD+26 2354	12 28 54.70	+25 54 46.2	-24.0	-16.0	0.0	0.0	5.24	5.28	5.22	5.29	5.28	2.356
HD 105805	12 10 46.09	+27 16 53.4	-12.0	-12.0	0.0	0.0	5.92	5.86	5.65	5.66	5.60	2.216
BD+26 2345	12 24 26.79	+25 34 56.8	-14.0	-14.0	0.0	0.0	6.59	6.46	5.84	5.77	5.73	2.150
BD+23 2448	12 19 19.19	+23 02 04.8	-14.0	-10.0	0.0	0.0	6.14	6.04	5.94	5.96	5.90	2.057
BD+26 2326	12 19 02.02	+26 00 30.0	-14.0	-10.0	0.0	0.0	6.36	6.27	6.08	6.00	5.98	2.018
BD+25 2523	12 33 34.21	+24 16 58.7	-12.0	-10.0	0.0	0.0	6.19	6.13	6.03	5.98	5.98	2.014
BD+27 2138	12 28 38.15	+26 13 37.0	-16.0	-8.0	0.0	0.0	6.40	6.30	6.13	6.02	5.99	2.011
BD+26 2343	12 24 03.46	+25 51 04.4	-14.0	-10.0	0.0	0.0	6.59	6.47	6.17	6.07	6.05	1.978
BD+26 2353	12 28 44.56	+25 53 57.5	-22.0	-18.0	0.0	0.0	6.52	6.40	6.16	6.10	6.05	1.977
BD+29 2280	12 19 50.62	+28 27 51.6	-12.0	-10.0	0.0	0.0	6.52	6.42	6.20	6.19	6.13	1.931
BD+26 2352	12 27 38.36	+25 54 43.5	-14.0	-12.0	0.0	0.0	6.57	6.48	6.28	6.22	6.22	1.879
BD+30 2287	12 31 50.55	+29 18 50.9	-12.0	-10.0	0.0	0.0	7.37	7.20	6.84	6.74	6.65	1.607
BD+25 2495	12 21 26.74	+24 59 49.2	-12.0	-10.0	0.0	0.0	7.23	7.08	6.79	6.74	6.66	1.600
BD+26 2347	12 25 02.25	+25 33 38.3	-14.0	-8.0	0.0	0.0	7.83	7.55	7.05	6.85	6.76	1.540
BD+26 2323	12 17 50.90	+25 34 16.8	-12.0	-12.0	0.0	0.0	7.66	7.47	7.08	6.98	6.92	1.451
BD+26 2321	12 16 08.37	+25 45 37.3	-12.0	-10.0	0.0	0.0	7.87	7.66	7.23	7.11	7.03	1.399
BD+28 2087	12 12 24.89	+27 22 48.3	-12.0	-12.0	0.0	0.0	7.85	7.64	7.27	7.13	7.08	1.380
BD+28 2095	12 16 02.50	+28 02 55.2	-24.0	-6.0	0.0	0.0	8.03	7.80	7.41	7.22	7.20	1.331
BD+27 2129	12 25 51.95	+26 46 36.0	-14.0	-10.0	0.0	0.0	8.09	7.86	7.41	7.30	7.20	1.331
BD+27 2122	12 23 41.00	+26 58 47.7	-14.0	-10.0	0.0	0.0	8.10	7.87	7.46	7.33	7.25	1.313
BD+23 2447	12 18 36.17	+23 07 12.2	-14.0	-10.0	0.0	0.0	8.39	8.13	7.63	7.38	7.30	1.294
BD+28 2109	12 21 56.16	+27 18 34.2	-10.0	-12.0	0.0	0.0	8.22	7.96	7.56	7.39	7.32	1.285
HD 107685	12 22 24.75	+22 27 50.9	-12.0	-10.0	0.0	0.0	8.23	8.00	7.60	7.39	7.38	1.263
BD+24 2457	12 25 22.49	+23 13 44.7	-14.0	-10.0	0.0	0.0	8.30	8.06	7.64	7.48	7.39	1.261
BD+28 2125	12 31 03.09	+27 43 49.2	-16.0	-8.0	0.0	0.0	8.27	8.01	7.61	7.46	7.40	1.256
BD+25 2488	12 19 28.35	+24 17 03.2	-12.0	-12.0	0.0	0.0	8.69	8.40	7.86	7.55	7.49	1.224
HD 109483	12 34 54.29	+27 27 20.2	-12.0	-10.0	0.0	0.0	8.67	8.40	7.89	7.58	7.51	1.217
BD+25 2486	12 19 01.47	+24 50 46.1	-12.0	-10.0	0.0	0.0	8.53	8.27	7.83	7.55	7.53	1.207
BD+27 2130	12 26 05.48	+26 44 38.3	-8.0	-14.0	0.0	0.0	9.44	9.04	8.13	7.68	7.58	1.193
HD 107399	12 20 45.56	+25 45 57.1	-12.0	-8.0	0.0	0.0	8.68	8.42	7.97	7.74	7.65	1.171
BD+26 2340	12 23 08.39	+25 51 04.9	-12.0	-10.0	0.0	0.0	8.80	8.52	8.02	7.76	7.68	1.160
BD+25 2511	12 29 40.92	+24 31 14.6	-10.0	-10.0	0.0	0.0	9.26	8.80	8.20	7.84	7.72	1.148
BD+27 2121	12 23 41.82	+26 36 05.3	-16.0	-12.0	0.0	0.0	8.85	8.49	8.13	7.79	7.73	1.143
BD+27 2117	12 21 49.02	+26 32 56.7	-12.0	-8.0	0.0	0.0	8.89	8.57	8.21	7.86	7.85	1.109
TYC1991-1087-1	12 27 48.29	+28 11 39.8	-12.0	-10.0	0.0	0.0	9.26	8.94	8.43	8.05	8.05	1.051
HD 105863	12 11 07.38	+25 59 24.6	-12.0	-10.0	0.0	0.0	9.14	8.84	8.38	8.11	8.07	1.043
BD+30 2281	12 29 30.02	+29 30 45.8	10.0	0.0	0.0	0.0	9.41	9.12	8.38	8.16	8.07	1.043
BD+36 2312	12 28 21.11	+28 02 25.9	-14.0	-12.0	0.0	0.0	9.92	9.54	8.94	8.47	8.46	0.915

candidate associates of Melotte 111 is presented in Table 2, along with these estimates of membership probability.

We note that there is a slight increase in the level of contamination in the range $0.55 < J - K_S < 0.7$. A similar increase in the number of field stars was seen by Adams et al. (2002) when studying the Praesepe open cluster, which, like Melotte 111, has a relatively high galactic latitude, $b = 38^\circ$. We believe this is due to K giants located in the thick disc.

3 RESULTS

Our survey of the Coma Berenices open cluster has recovered 45 previously known members in total, 38 listed by Bounatiro and Arimoto (1992) and 7 unearthed by Odenkirchen et al (1998). Furthermore, it has identified 60 new candidate cluster members with magnitudes down to $K_S = 12$. Beyond this magnitude, no statistically significant difference between the cluster and the control samples was found, as the contamination by field stars is too great. We believe that our survey is reasonably complete to this limit; we tried proper motion search radii of 7 and 5 mas yr^{-1} , but in both cases found increasing numbers of likely members were excluded. Ex-

Table 2. Coordinates, proper motion measurements, R,I,J,H and K magnitudes. Mass calculated from linearly interpolating the NEXTGEN model and the absolute K magnitude. The probability of membership for each of our 60 possible members.

RA J2000.0	Dec.	μ_α	μ_δ	error μ_α	error μ_δ	R	I	J	H	K _S	Mass M _☉	Membership probability
				mas yr ⁻¹								
12 24 17.15	+24 19 28.4	-18.0	-14.0	0.0	0.0	9.44	9.08	8.42	7.95	7.90	0.880	0.64
12 38 14.94	+26 21 28.1	-6.0	-2.0	0.0	0.0	9.57	9.13	8.56	8.07	8.00	0.836	0.64
12 23 28.69	+22 50 55.8	-14.0	-10.0	0.0	0.0	9.77	9.23	8.60	8.09	8.01	0.815	0.64
12 31 04.78	+24 15 45.4	-8.0	-4.0	0.0	0.0	9.76	9.19	8.81	8.28	8.20	0.798	0.79
12 27 06.26	+26 50 44.5	-12.0	-8.0	0.0	0.0	9.59	9.31	8.64	8.33	8.25	1.007	0.94
12 27 20.69	+23 19 47.5	-14.0	-10.0	0.0	0.0	9.83	9.46	8.91	8.54	8.45	0.936	0.64
12 23 11.99	+29 14 59.9	-2.0	-6.0	0.0	0.0	10.29	9.84	9.13	8.58	8.47	0.764	0.79
12 33 30.19	+26 10 00.1	-16.0	-10.0	0.0	0.0	10.59	10.14	9.24	8.72	8.59	0.766	0.79
12 39 52.43	+25 46 33.0	-20.0	-8.0	0.0	0.0	10.79	10.49	9.23	8.74	8.65	0.824	0.64
12 28 56.43	+26 32 57.4	-14.0	-8.0	0.0	0.0	10.53	10.25	9.21	8.77	8.66	0.852	0.64
12 24 53.60	+23 43 04.9	-4.0	-8.0	0.0	0.0	10.73	10.34	9.39	8.86	8.82	0.840	0.64
12 28 34.29	+23 32 30.6	-8.0	-14.0	0.0	0.0	10.40	9.97	9.47	8.93	8.86	0.798	0.79
12 33 00.62	+27 42 44.8	-14.0	-14.0	0.0	0.0	10.42	9.80	9.47	8.94	8.87	0.805	0.79
12 35 17.03	+26 03 21.8	-2.0	-10.0	0.0	0.0	10.69	10.35	9.51	9.01	8.93	0.818	0.64
12 25 10.14	+27 39 44.8	-6.0	-12.0	0.0	0.0	10.69	10.10	9.57	9.07	8.93	0.777	0.79
12 18 57.27	+25 53 11.1	-12.0	-12.0	3.0	1.0	10.80	10.30	9.64	9.08	8.94	0.728	0.79
12 21 15.63	+26 09 14.1	-10.0	-8.0	0.0	0.0	10.87	10.41	9.62	9.09	8.97	0.773	0.79
12 32 08.09	+28 54 06.5	-10.0	-4.0	0.0	0.0	10.74	10.30	9.62	9.09	8.99	0.785	0.79
12 12 53.23	+26 15 01.3	-12.0	-12.0	0.0	0.0	10.54	9.72	9.58	9.11	8.99	0.819	0.64
12 23 47.23	+23 14 44.3	-12.0	-16.0	0.0	0.0	10.36	9.54	9.68	9.13	9.02	0.759	0.79
12 18 17.77	+23 38 32.8	-6.0	-14.0	0.0	0.0	10.77	10.28	9.76	9.20	9.10	0.759	0.79
12 22 52.37	+26 38 24.2	-8.0	-10.0	0.0	0.0	11.42	11.12	9.78	9.26	9.11	0.756	0.79
12 26 51.03	+26 16 01.9	-14.0	-2.0	0.0	0.0	11.07	10.56	9.85	9.27	9.16	0.725	0.79
12 09 12.44	+26 39 38.9	-16.0	-6.0	0.0	0.0	10.60	9.78	9.83	9.27	9.18	0.770	0.79
12 27 00.81	+29 36 37.9	-4.0	-6.0	0.0	0.0	11.07	10.70	9.80	9.33	9.20	0.806	0.79
12 23 28.21	+25 53 39.9	-10.0	-12.0	1.0	1.0	11.43	11.00	9.92	9.35	9.26	0.758	0.79
12 24 10.37	+29 29 19.6	-6.0	-2.0	0.0	0.0	10.77	10.27	10.06	9.50	9.33	0.683	0.79
12 34 46.93	+24 09 37.7	-12.0	-4.0	2.0	5.0	11.38	10.87	10.06	9.53	9.39	0.749	0.79
12 15 34.01	+26 15 42.9	-12.0	-6.0	0.0	0.0	11.08	10.26	10.13	9.57	9.47	0.757	0.79
12 26 00.26	+24 09 20.9	-10.0	-4.0	2.0	2.0	13.85	12.51	10.98	10.36	10.14	0.558	0.80
12 28 57.67	+27 46 48.4	-14.0	-2.0	3.0	2.0	13.04	11.37	10.99	10.35	10.19	0.552	0.80
12 16 00.86	+28 05 48.1	-12.0	-4.0	2.0	2.0	14.15	11.43	11.07	10.52	10.24	0.543	0.80
12 30 57.39	+22 46 15.2	-12.0	-4.0	3.0	1.0	14.37	12.13	11.24	10.65	10.42	0.514	0.80
12 31 57.42	+25 08 42.5	-10.0	-12.0	0.0	1.0	14.22	12.94	11.40	10.79	10.55	0.492	0.80
12 31 27.72	+25 23 39.9	-8.0	-6.0	1.0	2.0	14.07	12.96	11.44	10.84	10.63	0.478	0.80
12 25 55.76	+29 07 38.3	-8.0	-18.0	2.0	3.0	13.81	11.78	11.56	10.95	10.75	0.460	0.80
12 23 55.53	+23 24 52.3	-10.0	-4.0	1.0	0.0	14.37	12.64	11.59	10.99	10.77	0.455	0.80
12 25 02.64	+26 42 38.4	-8.0	-4.0	0.0	3.0	14.22	11.85	11.62	11.03	10.79	0.452	0.80
12 30 04.87	+24 02 33.9	-10.0	-8.0	3.0	0.0	14.76	13.27	11.77	11.18	10.94	0.428	0.80
12 18 12.77	+26 49 15.6	-8.0	0.0	1.0	1.0	15.61	12.78	12.02	11.46	11.15	0.392	0.60
12 15 16.93	+28 44 50.0	-12.0	-14.0	4.0	1.0	14.11	0.0	12.00	11.35	11.17	0.389	0.60
12 23 12.03	+23 56 15.1	-8.0	-6.0	2.0	1.0	15.40	13.31	12.20	11.61	11.38	0.352	0.60
12 31 00.28	+26 56 25.1	-16.0	-14.0	3.0	1.0	14.04	12.52	12.25	11.56	11.39	0.351	0.60
12 33 31.35	+24 12 09.1	-4.0	-16.0	1.0	2.0	14.76	13.45	12.29	11.59	11.40	0.348	0.60
12 16 37.30	+26 53 58.2	-10.0	-6.0	2.0	3.0	15.13	12.94	12.23	11.68	11.42	0.346	0.60
12 24 10.89	+23 59 36.4	-6.0	-4.0	4.0	1.0	15.60	13.67	12.27	11.66	11.45	0.340	0.60
12 28 38.70	+25 59 13.0	-6.0	-2.0	1.0	2.0	14.31	13.94	12.36	11.69	11.53	0.326	0.60
12 16 22.84	+24 19 01.1	-12.0	-2.0	2.0	4.0	14.78	13.96	12.39	11.73	11.55	0.323	0.60
12 27 08.56	+27 01 22.9	-16.0	-2.0	2.0	3.0	14.14	12.52	12.38	11.73	11.57	0.319	0.60
12 28 04.54	+24 21 07.6	-12.0	-10.0	1.0	3.0	15.75	14.29	12.39	11.84	11.58	0.318	0.60
12 38 04.72	+25 51 18.5	-16.0	-6.0	4.0	0.0	14.96	13.43	12.46	11.84	11.64	0.308	0.60
12 14 19.78	+25 10 46.6	-6.0	-12.0	3.0	3.0	14.81	13.92	12.50	11.80	11.65	0.305	0.60
12 28 50.08	+27 17 41.7	-20.0	-12.0	1.0	2.0	14.46	12.84	12.55	11.84	11.70	0.297	0.60
12 36 34.30	+25 00 38.3	-14.0	-2.0	4.0	6.0	15.59	13.43	12.51	11.96	11.70	0.298	0.60
12 26 37.32	+22 34 53.4	-12.0	-8.0	1.0	1.0	15.19	13.34	12.60	11.97	11.77	0.288	0.60
12 33 30.31	+28 12 55.9	-12.0	-14.0	2.0	11.0	14.06	13.59	12.65	12.07	11.84	0.279	0.60
12 16 29.21	+23 32 32.9	-12.0	-8.0	6.0	1.0	15.08	14.55	12.77	12.13	11.91	0.270	0.60
12 30 46.17	+23 45 49.0	-10.0	-6.0	1.0	9.0	15.43	13.83	12.72	12.17	11.91	0.269	0.60
12 19 37.99	+26 34 44.7	-6.0	-8.0	4.0	2.0	16.46	14.03	12.78	12.24	11.92	0.269	0.60
12 14 23.97	+28 21 16.6	-4.0	-8.0	2.0	1.0	15.52	0.0	12.83	12.14	11.92	0.269	0.60

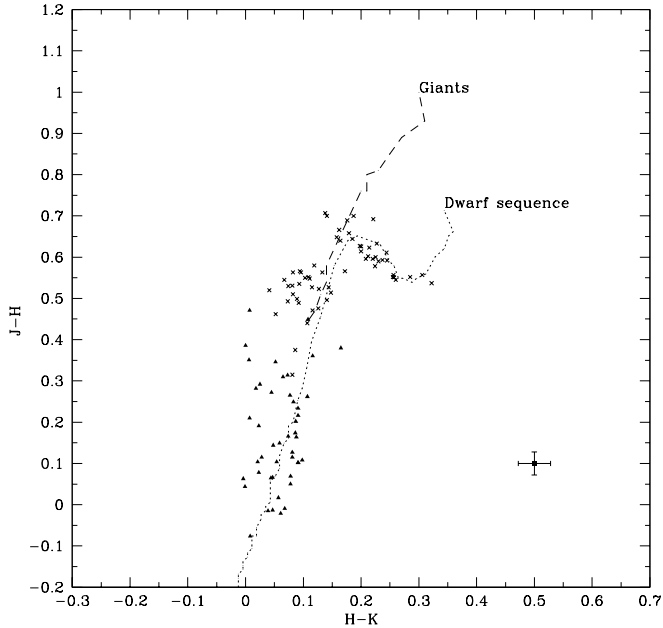


Figure 3. A JHK colour-colour diagram for candidate (crosses) and previously known (solid triangles) cluster members. Empirical dwarf (dotted line) and giant (dashed line) sequences of Koornneef (1983), are overlaid. The diagram has been plotted using the 2MASS system. The colour transformations of Carpenter (2001) were used to convert the model colours.

panding the search radius to greater than 10 mas yr^{-1} unearthed no statistically significant increase in the number of candidate members, as the candidates and control stars increased proportionally, leading to many candidates with extremely small probabilities of being cluster members. Our survey is complete to 90% at this radius, as explained earlier. As the stars get fainter however, the errors in their proper motion do increase - which is to be expected. It is entirely possible that the completeness is less than 90% for the faint stars.

We have estimated the masses of our candidates and the previously known cluster members using the evolutionary tracks of Girardi et al. (2002), for masses $\geq 1 M_{\odot}$, and the NEXTGEN models of Baraffe et al. (1998) for $M < 1 M_{\odot}$. The stars were binned according to K magnitude or J-K colour, for the vertical and diagonal portions of the main sequence. We then linearly interpolated between the model masses to estimate the masses of the cluster stars and our candidates. These masses are shown in the final columns of Tables 1 and 2, and illustrated in Figure 5. By multiplying the estimated masses of the stars by their membership probabilities (we assume $P_{\text{membership}}=1.0$ for previously known members) and summing, we determine a total cluster mass of $\sim 102 M_{\odot}$. This in turn allows us to derive a tidal radius of 6.5 pc or 4.1° at 90 pc. Thus we find that within our adopted survey radius of 4° we should expect to find 99 per cent of the gravitationally bound proper motion selected cluster members. Indeed, increasing the search radius to 5° , led to a near equal increase in both candidate cluster members and stars in the control.

Figure 3 shows the J-H, H-K two colour diagram for all new candidate and previously known cluster members. The colours of our candidates show a clear turnover at $H-K \approx 0.15$, consistent with

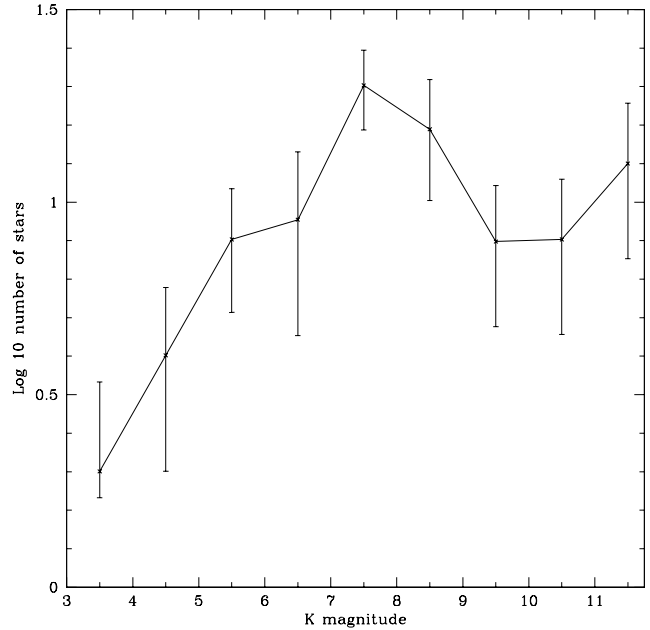


Figure 4. Luminosity function for the cluster, taking into account probability of membership. The error bars indicate the Poisson error.

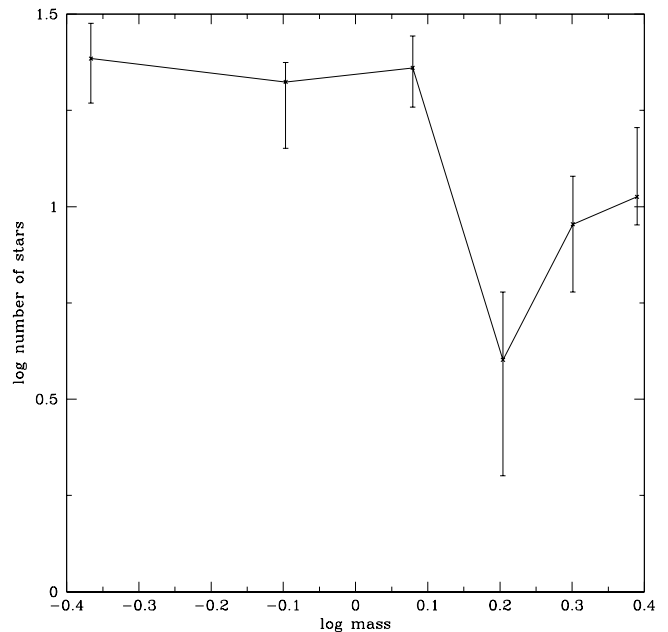


Figure 5. Mass function for the cluster, taking into account probability of membership. The error bars indicate the Poisson error.

them being dwarfs and supporting our conclusion that these are low mass members of Melotte 111. Therefore, we have constructed a K_S luminosity function, and mass function for the cluster (Figures 4, 5). The luminosity function is seen to peak at $K_S = 7.5$, $M_{K_S} = 2.7$ and to gradually decline towards fainter magnitudes. Superimposed on this decline is the Wielen dip (Wielen 1971) at $K_S = 10.5$.

The peaking of the luminosity function at this comparatively bright magnitude strongly suggests that a large proportion of the lower mass members, which are normally more numerous than the higher mass members (e.g. Hambly et al. 1991), have evaporated from the cluster. This should not come as a great surprise since at ages $\tau \gtrsim 200$ Myrs, dynamical evolution of a typical open cluster is expected to lead to the loss of a significant and increasing fraction of the lowest mass members (e.g. de la Fuente Marcos & de la Fuente Marcos 2000). The mass function also supports this conclusion. Thus despite having found low mass stars in the cluster our study does not contradict the conclusion of previous authors that the cluster is deficient in low mass stars. Odenkirchen et al. (1998) found that the luminosity function of extratidal stars associated with the cluster rises towards lower masses. This can be considered to be indicative of the ongoing loss of low mass members. Ford et al (2001) however, determined that \approx half of these stars did not belong to the cluster. A more in depth study of lower mass members would be required to determine a more accurate luminosity function at fainter magnitudes.

Our faintest candidate member has an estimated mass of $0.269 M_{\odot}$. There are some 18 stars in the magnitude range $K_S=11-12$, the lowest luminosity bin, thus it seems a distinct possibility that the Coma Berenices open cluster will have members right down to the limit of the hydrogen burning main sequence and possibly into the brown dwarf regime. This conclusion is also confirmed by the rising mass function at lower masses.

4 CONCLUSIONS

We have performed a deep, wide area survey of the Coma Berenices open star cluster, using the USNO-B1.0 and the 2MASS Point Source catalogues, to search for new candidate low mass members. This has led to the identification of 60 objects with probabilities of cluster membership, $P_{\text{membership}} \gtrsim 0.6$. Our lowest mass new candidate member has $M \approx 0.269 M_{\odot}$ in contrast to the previously known lowest mass member, $M \approx 0.915 M_{\odot}$. Thus we have extended considerably the cluster luminosity function towards the bottom of the main sequence. As reported by previous investigations of Melotte 111, the luminosity function is observed to decline towards fainter magnitudes, indicating that the cluster has probably lost and continues to lose its lowest mass members. This is not surprising for a cluster whose age is 400-500 Myrs. Nevertheless, as the cluster luminosity function remains well above zero at $K_S=12$, we believe the cluster probably has members down to the bottom of the hydrogen burning main sequence and possibly some brown dwarfs. Thus a deeper IZ survey of the cluster could prove a fruitful undertaking.

5 ACKNOWLEDGEMENTS

This research has made use of the USNOFS Image and Catalogue Archive operated by the United States Naval Observatory, Flagstaff Station (<http://www.nofs.navy.mil/data/fchpix/>). This publication has also made use of data products from the Two Micron All Sky Survey, which is a joint project of the University of Massachusetts and the Infrared Processing and Analysis Center/California Institute of Technology, funded by the National Aeronautics and Space Administration and the National Science Foundation. SLC and PDD acknowledge funding from PPARC.

This paper has been typeset from a $\text{\TeX}/\text{\LaTeX}$ file prepared by the author.

REFERENCES

- Adams J. D., Stauffer J. R., Skrutskie, M. F., Monet, D. G., Portegies Zwart S. F., Janes K. A., Beichman C. A., 2002, *AJ*, 124, 1570
- Argue A. N., Kenworthy C. K., 1969, *MNRAS*, 146, 479
- Artyukhina, N. M., 1955, *TrSht*, 26, 3
- Baraffe I., Chabrier G., Allard F., Hauschildt P. H., 1998, *A&A*, 337, 403
- Bounatiro L., Arimoto N., 1993, *A&A*, 268, 829
- Bouvier J., Stauffer J. R., Martin E. L., Barrado y Navascues D., Wallace B., Bejar V. J. S., 1998, *A&A*, 336, 490
- Carpenter J. M., 2001, *AJ*, 121, 2851
- Cayrel de Strobel G., 1990, *MnSAI*, 61, 613
- de la Fuente Marcos R., de la Fuente Marcos C., 2000, *Ap&SS*, 271, 127
- Deluca E. E., Weis E. W., 1981, *PASP*, 93, 32
- Ford A., Jeffries R. D., James D. J., Barnes J. R., *A&A*, 2001, 369, 871
- Friel E. D., Boesgaard A. M., 1992, *ApJ*, 387, 107
- Garcia-Lopez R. J., Randich S., Zapatero Osorio M. R., Pallavicini R., 2000, *A&A*, 363, 958
- Girardi L., Bertelli G., Bressan A., Chiosi C., Groenewegen M. A. T., Marigo P., Salasnich B., Weiss A., 2002, *A&A*, 391, 195
- Gizis J. E., Reid I. N., Monet D. G., 1999, *AJ*, 118, 997
- Hambly N. C., Hawkins M. R. S., Jameson R. F., 1991, *MNRAS*, 253, 1
- Jameson R. F., Skillen I., 1989, *MNRAS*, 239, 247
- Koornneef J., 1983, *A&A*, 128, 84
- Lodieu N., McCaughrean M. J., Barrado Y Navascus D., Bouvier J., Stauffer J. R., 2005, *A&A*, 436, 853
- Madsen S., Dravins D., Lindgren L., 2002, *A&A*, 381, 446
- Monet D. G., et al., 2003, *ApJ*, 125, 984
- Moraux E., Bouvier J., Stauffer J. R., 2001, *A&A*, 367, 211
- Nicolet B., 1981, *A&A*, 104, 185
- Odenkirchen, M., Soubiran, C., Colin, J., 1998, *New Astron.*, 3, 583
- Oort J. H., 1979, *A&A*, 78, 312
- Perryman M. A. C., et al., 1998, *A&A*, 331, 81
- Randich S., Schmitt J. H. M. M., Prosser C., 1996, *A&A*, 313, 815
- Reid I. N., 1992, *MNRAS*, 257, 257
- Reid I. N., 1993, *MNRAS*, 265, 785
- Skrutskie M. F., et al., 1997, in Garzon F. et al., eds, *The Impact of Large Scale Near-IR Sky Surveys*, Kluwer, Dordrecht, p.25
- Trumpler R. J., 1938, *Lick Observatory Bull.*, 18, 167
- Tsvetkov T. G., *AP&SS*, 1989, 151, 47
- van Leeuwen F., 1980, in *Star Clusters. Proc. Symp.*, Victoria, British Columbia. Canada, August 27-30, 1979. Reidel, Dordrecht, p. 157
- van Leeuwen F., 1999, *A&A*, 341, L71
- Wielen R., 1971, *A&A*, 13, 309
- Zacharias N., Urban S. E., Zacharias M. I., Wycoff G. L., Hall D. M., Monet D. G., Rafferty T. J., 2004, *AJ*, 127, 3043