

Exploring uncharted territory in particles physics using pulsating white dwarfs: Prospects

Agnes Kim, D.E. Winget, M.H. Montgomery

*The University of Texas at Austin, Astronomy Department, 1
University Station, C1400, Austin, TX 78712, USA*

and

D.J. Sullivan

*School of Chemical and Physical Sciences, Victoria, and University of
Wellington, P. O. Box 600, Wellington, New Zealand*

Abstract.

Pulsating white dwarfs, especially DBVs, can be used as laboratories to study elusive particles such as plasmon neutrinos and axions. In the degenerate interiors of DBVs, plasmon decay is the dominant neutrino producing process. We can measure the neutrino luminosity using asteroseismology and constrain plasmon neutrino rates. In the same way, we can measure any additional loss of energy due to other weakly interacting particles, such as axions. Depending upon their (theoretically largely unconstrained) mass, axions could be a significant source of energy loss for DAVs as well. We are looking at what the uncertainties in the observables are, and what mass and temperature range minimizes them.

1. Introduction

Above a temperature of about 26000 K, more than half of the luminosity of a white dwarf comes from neutrino emission (Fig. 1). In that temperature range, the neutrinos are mainly produced by the decay of plasmons. So if we measure a neutrino luminosity in hot white dwarfs, we are measuring plasmon neutrino rates. O'Brien & Kawaler (2000) tried to apply this idea to pulsating pre-white dwarf stars, which have the highest neutrino luminosities. Because of difficulties involved in modeling pre-white dwarf stars, they were not able to disentangle the effect of neutrino energy loss from the effect of the contraction of those stars.

Following the discovery of pulsating DBs as hot as 28000K, Winget et al. (2004) demonstrated that one could use hot DBVs to measure neutrino rates, without having to worry about contraction. At these temperatures, white dwarfs have cooled to a point where they have become nearly fully degenerate and contraction no longer has a large effect on the rate of change of pulsation periods (\dot{P}).

One can use the change in the pulsation periods over time to measure the neutrino luminosity. As a white dwarf cools, the period of a given mode increases. The faster the cooling, the faster the period increases. Mestel theory (Mestel 1952) predicts \dot{P} if the white dwarf is leaking energy exclusively through

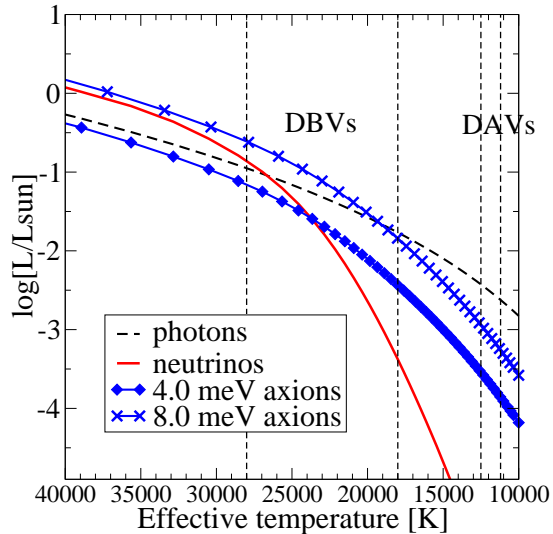


Figure 1. Time evolution of different sources of energy loss for a $0.59 M_{\odot}$ fiducial model. The vertical dashed lines mark the DBV and DAV instability strips. The neutrino luminosity remains significant near the blue edge of the DBV instability strip.

photons. A higher \dot{P} than expected means that the star is cooling faster than expected, and indicates an extra source of energy loss. \dot{P} provides therefore a measure of the neutrino luminosity.

Axions, if they exist, would have an effect qualitatively similar to neutrinos, in the sense that they too would escape the interior without interacting very much and constitute an extra source of energy loss. An axion luminosity may be determined from the rate of period change in the same way. One may ask at this point how to tell apart the contributions from neutrinos and axions. We address this question in section 3.2.

2. Plasmon neutrinos

In this section, we give a brief summary of the physics of plasmon neutrinos. For a more detailed treatment, we recommend Winget et al. (2004) and references therein. Plasmon neutrinos result from the decay of a plasmon into a neutrino-antineutrino pair. A plasmon of frequency ω is made up of an oscillating electromagnetic field coupled with electrons oscillating with the same frequency. Classically, one thinks of a plasmon as an electromagnetic wave propagating through a dielectric medium. The frequency of such a wave obeys the dispersion relation

$$\omega^2 = \omega_0^2 + k^2 c^2.$$

Quantizing the field, the equation above gives

$$E^2 = p^2 c^2 + \hbar^2 \omega_0^2.$$

In effect, a plasmon is a particle similar to a photon, except it has a non-zero rest mass.

In free space, photons cannot decay into a neutrino-antineutrino pair without violating conservation of four-momentum. In a plasma, the electrons coupled to the photon allow conservation of energy and momentum and so plasmons can decay into a neutrino-antineutrino pair.

2.1. Detectability in DBVs

To constrain the neutrino luminosity, one needs to make a certain number of observations and construct a good model. The observables are the mass, the effective temperature, the pulsation spectrum, and \dot{P} . In order to use that information to constrain the physics under study (i.e. the plasmon neutrino rates), we need to make sure that we input the correct mass and effective temperature. Uncertainties in the stellar parameters lead to uncertainties in the plasmon neutrino rates. There are other sources of uncertainties to explore as well, such as surface layer masses and core composition, but the present work focuses on the effects of uncertainties in mass and effective temperature.

Figure 2 shows the expected \dot{P} for different k modes of an $l=1$ mode of a GD358-like fiducial model (in other words, a typical hot DBV). To obtain the error bars, we ran a grid of models around the fiducial model differing in effective temperature by $\pm 5\%$ and in mass by $\pm 10\%$. For each model, we plotted \dot{P} versus k , and considered the largest departure from the fiducial model's curve.

We used the analytical fits to the neutrino rates from Itoh et al. (1996). It is clear from the figure that if plasmon neutrinos do exist and the actual rates are accurately predicted by theory, then we should see a clear signature in the \dot{P} s. Quantitatively, the above uncertainties in the mass and effective temperature translate to uncertainties in neutrino luminosity of about 50%.

We have established that hot DBVs offer us a way to place meaningful constraints on plasmon neutrino rates. To do this in practice, we need to find stable pulsating DBs and measure their \dot{P} . So far, we have one promising candidate, EC20058 (Koen et al. 1995; Sullivan & Sullivan 2000). With our current instruments, we could probably get a \dot{P} for EC20058 with a 5 year baseline.

3. Axions

Axions were 'invented' to solve the strong charge-parity violation in Quantum Chromodynamics. According to their quark structure, neutrons should have a measurable dipole moment, and they do not. The problem is solved if one introduces a new symmetry, the breaking of which gives rise to the axion. The question of the existence of axions is made more important since they are one of the current best candidates for dark matter.

In the DFSZ model (Dine et al. 1981), the axion luminosity in a white dwarf is given by

$$\epsilon_{ax} = 1.08 \times 10^{23} \text{ ergs g}^{-1} \text{ s}^{-1} \frac{g_{ae}^2}{4\pi} \frac{Z^2}{A} T_7^4 F$$

where T_7 is in units of $10^7 K$ and F is a function of the local density and temperature. Nakagawa et al. (1988) give analytical fits for F . For much of the

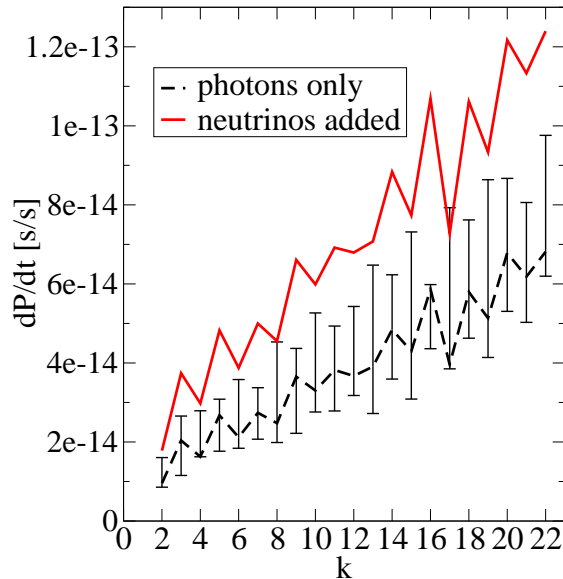


Figure 2. Expected \dot{P} for different k modes of an $l=1$ mode of a GD358-like fiducial model ($0.65 M_{\odot}$, 22600 K)

interiors of white dwarfs in the range of temperatures considered in this paper, F is of order unity. g_{ae} represents the strength of the coupling of the axions with the electrons, on which the mass of the axion depends ($g_{ae} \propto m_a \cos^2 \beta$). By measuring the axion luminosity, we can constrain g_{ae} . In the astronomical community, g_{ae} is commonly called 'axion mass', and we shall adopt this terminology here.

3.1. Mass limits

The lowest limit cosmology places on the mass of the axion is currently around 10^{-5} eV (Raffelt 1990). A number of astrophysical constraints and particle physics experiments place upper limits on the axion mass. Microwave cavity experiments probe narrow ranges in the μeV domain (see for instance Bradley et al. 2003). They have been unsuccessful so far, but are very slowly eliminating possible ranges for the axion mass. Solar axion telescopes are sensitive to axions as small as 1 eV in mass (Irastorza et al. 2003). Telescope searches, which look for a characteristic emission line from galactic clusters have a similar sensitivity to axions (Raffelt 1990). So far, both types of searches have failed to detect any axions, and place an upper limit on the axion mass of $\sim 1\text{eV}$.

The tightest constraints, however, come from astrophysical observations. One is based on the arrival times of neutrinos from SN1987A. Neutrinos from SN1987A provide information on the cooling of the exploding core. Axions more massive than ~ 10 meV would have accelerated the cooling in a way that was inconsistent with the observations (Raffelt 1990) Another one is based on horizontal branch stars. The lifetime of those stars would be shortened by a loss of energy due to axions. By requiring that their lifetime be consistent with the

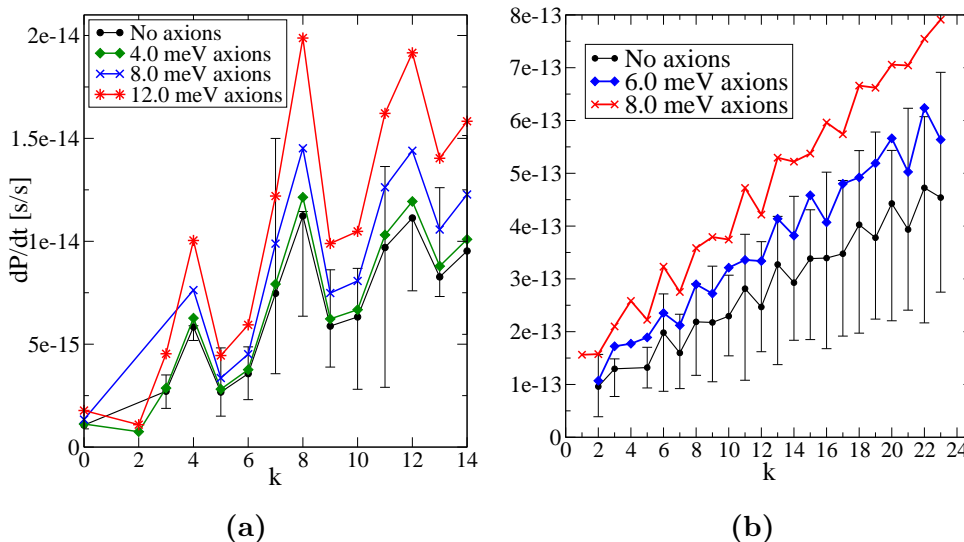


Figure 3. a) Expected \dot{P} for different k modes of an $\ell=1$ mode of an R548-like fiducial model ($0.54 M_{\odot}$, 11990 K) and for varying axion masses. b) Same thing, for a hot DBV ($0.60 M_{\odot}$, 28000 K).

observed structure of horizontal branches in clusters, an upper limit of ~ 10 meV may be placed on the axion mass (Raffelt & Weiss 1995).

Pulsating white dwarf stars offer a way to place an even tighter upper mass limit. Figure 1 shows that unlike the neutrino luminosity, the axion luminosity declines slowly. This means that axions may still play a role down into the DAV temperature range, while neutrinos are not expected to. While we yet have to measure a \dot{P} for DBVs, we already have a solid measurement for G117-B15A (Kepler et al. 2000). Using this result, Corsico et al. (2001) have placed an upper limit on the axion mass of 4 meV.

3.2. Detectability in DAVs and DBVs

Figure 3a shows the expected \dot{P} for different k modes of an $\ell = 1$ mode of an R548-like fiducial model (model parameters from Bradley 1998). The error bars were obtained in the same way as in figure 2, except that the uncertainties in mass and temperature considered were both $\pm 5\%$. We used analytical fits for the neutrino luminosity from Nakagawa et al (1988).

Considering the uncertainties, axions could be as massive as ~ 8 meV and not have a clear effect on the measured \dot{P} . That is, the difference between the expected \dot{P} and the measured one could be due entirely to the uncertainties in mass and temperature, as opposed to an extra source of energy loss. In that respect, the limit of 4 meV found by Corsico et al. (2001) may be somewhat optimistic.

A tighter limit can be placed on the axion mass by looking at DBVs (Fig. 3b). For a hot DBV (28000 K), 8 meV axions leave a clear signature. At that temperature, however, neutrinos are still a significant source of energy loss

as well. How does one distinguish between the two? Winget et al. (2004) have shown that for a given effective temperature, the plasmon neutrino rates depended strongly on white dwarf mass (for a given effective temperature). For instance, according to predictions, massive DBs are no longer cooling through neutrinos. Any additional source of energy loss for those stars around 28000 K would be the result of axions.

4. Conclusions

Hot DBVs offer us a way to place meaningful constraints on plasmon neutrino rates and a tighter upper limit on the axion mass, assuming we can distinguish between the effects of neutrinos and axions. Looking at different mass DBVs is one answer. A more immediate answer is to use DAVs.

Unlike neutrinos, axions (if massive enough) should still be a source of energy loss for DAVs. Even though they do not allow us to place as tight a limit on the axion mass, DAVs have two advantages. First, we already have a measurement of \dot{P} for one of them (G117-B15A). Second, they are no longer cooling through neutrinos. For DAVs, theory tells us that any additional source of energy loss can only come from axions, not neutrinos. This has allowed Corsico et al. (2001) to place an upper mass limit of 4 meV. Even a more conservative limit of ~ 8 meV constrains the axion mass better than other observations and experiments do.

The work was supported in part by ARP-0543 from the Texas Advanced Research Program.

References

- Bradley, P. A. 1998, *ApJS*, 116, 307
 Bradley, R., Clarke, J., Kinion, d., Rosenberg, L.J., van Bibber, K., Matsuki, S., Mück, M., & Sikivie, P. 2003, *Rev. Mod. Phys.*, 75, 777
 Corsico, A. H., Benvenuto, O. G., Althaus, L. G., Isern, J., & Garcia-Berro, E. 2001, *New Astron.*, 6, 197
 Dine, M., Fischler, W., & Srednicki, M. 1981, *Phys. Lett. B*, 104, 199
 Irastorza, I.G., Andriamonje, S., Arik, E. et al. 2003, *Nucl. Phys. B (Proc. Suppl)* 114, 75
 Isern, J., Hernanz, M., & Garcia-Berro, E. 1992, *ApJ*, 392, L23
 Itoh, N., Hayashi, H., & Nishikawa, A. 1996, *ApJS*, 102, 411
 Kepler, S. O., Mukadam, A., Winget, D. E., Nather, R. E., Metcalfe, T. S., Reed, M. D., Kawaler, S. D., & Bradley, P. A. 2000, *ApJ*, 534L, 185
 Koen, C., O'Donoghue, D., Stobie, R.S., Kilkeny, D., & Ashley, R. 1995, *MNRAS*, 277, 913
 Mestel, L. 1952, *MNRAS*, 112, 583
 Metcalfe, T. S., Nather, R. E., & Winget, D. E. 2000, *ApJ*, 545, 974
 Nakagawa, M., Adachi, T., Kohyama, Y., & Itoh, N. 1988, *ApJ*, 326, 241
 O'Brien, M. S., & Kawaler, S. D., 2000, *ApJ*, 539, 372
 Raffelt, G., & Weiss, A. 1995, *PhRvD*, 51, 1495
 Raffelt, G. 1990, *Phys. Rep.*, 198, 1
 Sullivan, D.J., Sullivan, T. 2000, *Balt. Ast.* 9, 81
 Winget, D. E., Sullivan, D. J., Metcalfe, T. S., Kawaler, S. D., & Montgomery, M. H. 2004, *ApJ*, 602L, 109