

Formation of intracluster globular clusters

Hideki Yahagi^{1*} and Kenji Bekki^{2†}

¹*Department of Astronomy, University of Tokyo, 7-3-1 Hongo, Bunkyo ward, Tokyo 113-0033, Japan*

²*School of Physics, University of New South Wales, Sydney 2052, NSW, Australia*

Accepted, Received 2005 May 13; in original form

ABSTRACT

We first present the results of numerical simulations on formation processes and physical properties of old globular clusters (GCs) located within clusters of galaxies (“intracluster GCs”) and in between clusters of galaxies (“intercluster GCs”). Our high-resolution cosmological simulations with models of GC formation at high redshifts ($z > 6$) show that about 30 % of all GCs in a rich cluster can be regarded as intracluster GCs that can freely drift being trapped by gravitational potential of the cluster rather than by the cluster member galaxies. The radial surface density profiles of the simulated intracluster GCs are highly likely to be flatter than those of GCs within cluster member galaxies. We also find that about 1% of all GCs formed before $z > 6$ are not located within any virialized halos and can be regarded as “intercluster” (or “intergalactic”) GCs. We discuss the dependences of physical properties of intracluster and intercluster GCs on the initial density profiles of GCs within low-mass dark matter halos at high redshifts ($z > 6$).

Key words: globular clusters: general – galaxies: star clusters – galaxies: evolution – galaxies: stellar content

1 INTRODUCTION

Recent observational studies of globular clusters (GCs) in clusters of galaxies have suggested that there can be a population of GCs that are bounded by cluster gravitational potentials rather than those of cluster member galaxies (e.g., West et al. 1995; Bassino et al. 2002, 2003; Jordán et al. 2003), though the existence of these intracluster GCs (ICGCs) in the Coma cluster is observationally suggested to be highly unlikely (e.g., Marín-Franch & Aparicio 2003). Structural and kinematical studies of a population of very bright star clusters – known as “ultra-compact dwarfs (UCDs)” – have also suggested that these clusters can be also freely floating intracluster objects (Mieske et al. 2004; Drinkwater et al. 2005; Jones et al. 2005). Physical properties of intracluster stellar objects such as ICGCs and PNe are considered to be sensitive to dark matter properties and cluster-related physical processes (e.g., tidal stripping of GCs and hierarchical growth of clusters) and thus provide some fossil information on formation of galaxies and clusters of galaxies (e.g., Arnaboldi 2004 for a recent review).

Although there have been developments on the observational front, there has been little theoretical and numerical

works carried out as to how ICGCs are formed in clusters environments (e.g., Forte et al. 1982; Muzzio et al. 1987; Bekki et al. 2003). These previous models showed that tidal stripping of GCs from cluster member galaxies though galaxy-galaxy and galaxy-cluster interaction is a mechanism for ICGC formation. These previous works however used *fixed* gravitational potentials of already virialized clusters and accordingly could not discuss *how ICGCs in a cluster are formed as the cluster grows through hierarchical merging of smaller groups and clusters*. Thus it remains unclear (1) how ICGC are formed under the currently favored cold dark matter (CDM) theory of galaxy formation and (2) what physical properties ICGCs can have if their formation is closely associated with hierarchical formation of clusters.

The purpose of this Letter is thus to demonstrate, for the first time, how ICGCs are formed during hierarchical formation of clusters of galaxies, based on high-resolution cosmological simulations that can follow both hierarchical growth of clusters through merging of smaller subhalos and dynamical evolution of old GCs. We also discuss physical properties of GCs that were formed within subhalos at $z > 6$ yet are not within any virialized halos at $z = 0$: These GCs can be regarded as “intergalactic” (van den Bergh 1958) or “intercluster” GCs. For convenience and clarity, GCs within any virialized halos with the masses larger than $3 \times 10^9 M_\odot$

* E-mail: hyahagi@astron.s.u-tokyo.ac.jp

† E-mail: bekki@bat.phys.unsw.edu.au

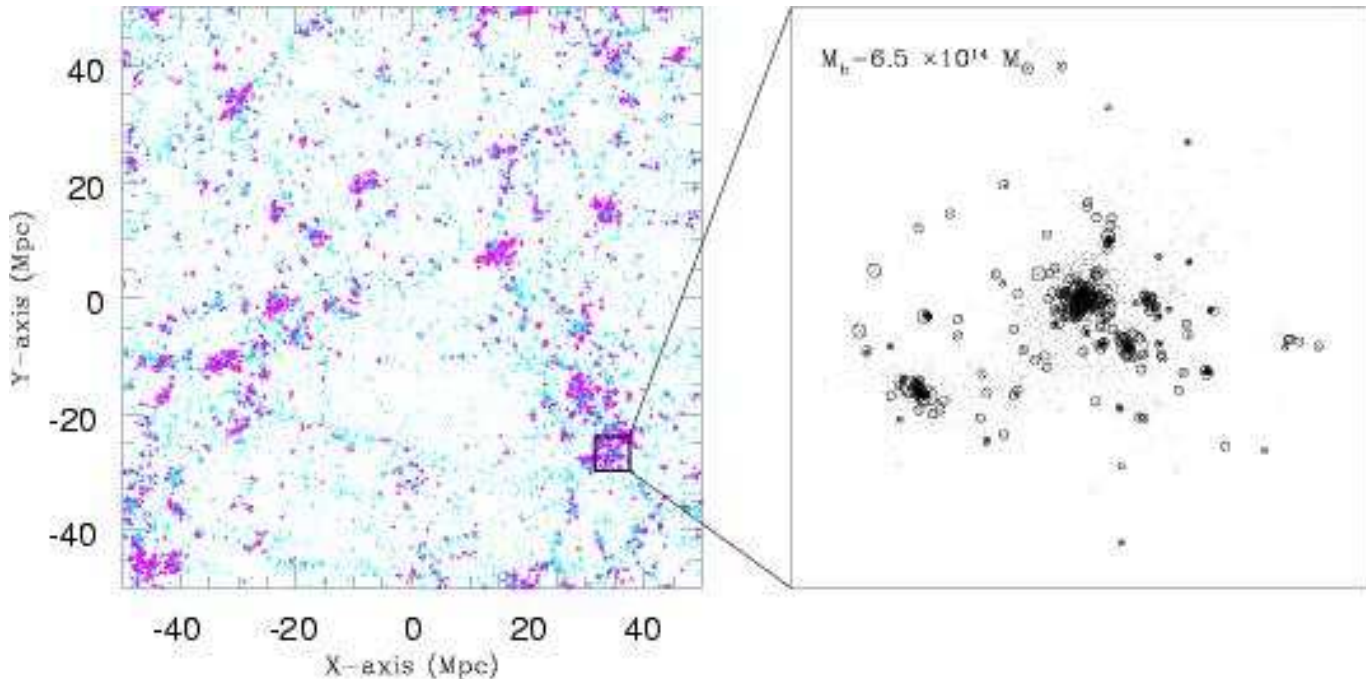


Figure 1. *Left:* The large scale distributions of INGCs (magenta big dots) and HGCs (cyan dots) projected onto the x - y plane at $z = 0$ in the fiducial model. Here INGCs represent GCs that are not within any virialized halos at $z = 0$ and thus include intergalactic and intercluster GCs. HGCs are GCs that are within virialized halos at $z = 0$. *Right:* Distributions of GCs projected onto the x - y plane at $z = 0$ for a cluster-scale halo with the total mass of $6.5 \times 10^{14} M_{\odot}$. GCs within circles represent those within tidal radii of galaxy-scale halos and the radii of the circles represent the tidal radii. GCs that are not within any circles are regarded as INGCs.

are referred to as Halo Globular Clusters (HGCs) and the meanings of these acronym are given in Table 1.

2 THE MODEL

We simulate the large scale structure of GCs in a Λ CDM Universe with $\Omega = 0.3$, $\Lambda = 0.7$, $H_0 = 70 \text{ km s}^{-1} \text{ Mpc}^{-1}$, and $\sigma_8 = 0.9$ by using the Adaptive Mesh Refinement N -body code developed by Yahagi (2005) and Yahagi et al. (2004), which is a vectorized and parallelized version of the code described in Yahagi & Yoshii (2001). We use 512^3 collisionless dark matter (DM) particles in a simulation with the box size of $70h^{-1} \text{ Mpc}$ and the total mass of $4.08 \times 10^{16} M_{\odot}$. We start simulations at $z = 41$ and follow it till $z = 0$ in order to investigate physical properties of old GCs outside and inside virialized dark matter halos at $z = 0$. We used the COSMICS (Cosmological Initial Conditions and Microwave Anisotropy Codes), which is a package of fortran programs for generating Gaussian random initial conditions for non-linear structure formation simulations (Bertschinger 1995, 2001).

The way of investigating GC properties is described as follows. Firstly we select virialized dark matter subhalos at $z = z_{\text{form}}$ by using the friends-of-friends (FoF) algorithm (Davis et al. 1985) with a fixed linking length of 0.2 times the mean DM particle separation. The minimum particle number N_{min} for halos is set to be 10. For each individual virialized subhalo with the half-mass radius of R_h , some fraction (f_{gc}) of particles within $R_h/3$ are labeled as “GC” particles. This procedure for defining GC particles is based on the assumption that energy dissipation via radiative cool-

ing allows baryon to fall into the deepest potential well of dark-matter halos and finally to be converted into GCs. The value of the truncation radius ($R_{\text{tr,gc}} = R_h/3$) is chosen, because the size of the very old GCs in the Galactic GC system (i.e., the radius within which most Galactic old GCs are located) is similar to $R_h/3$ of the dark matter halo in the dynamical model of the Galaxy (Bekki et al. 2005). We assume that old, metal-poor globular cluster formation is truncated after $z = z_{\text{form}}$, because previous theoretical studies demonstrated that such truncation of GC formation by some physical mechanisms (e.g., reionization) is necessary for explaining the color bimodality of GCs, very high specific frequency (S_N) in cluster Es, and structural properties of the Galactic old stars and GCs (e.g., Beasley et al. 2002; Santos 2003; Bekki 2005; Bekki & Chiba 2005).

Secondly we follow the dynamical evolution of GC particles formed before $z = z_{\text{form}}$ till $z = 0$ and thereby derive locations ((x, y, z)) and velocities ((v_x, v_y, v_z)) of GCs at $z = 0$. We then identify virialized halos at $z = 0$ with the FoF algorithm and investigate whether each of GCs is within the halos. If a GC is found to be within a halo, the mass of the host halo (M_h) and the distance of the GC from the center of the halo (R_{gc}) are investigated. If a GC is not in any halos, it is regarded as an INGC and the distance (R_{nei}) between the INGC and the nearest neighbor halo and the mass of the halo ($M_{h,\text{nei}}$) are investigated. If a GC is found to be within a cluster-size halo ($M_h > 10^{14} M_{\odot}$), we investigate which galaxy-scale halo in the cluster-scale halo contains the GC. We examine local mass densities around particles in a cluster and thereby select galaxy-scale halos that have high densities enough to be identified as galaxy-scale halos (BY).

Table 1. Meaning of acronym

INGC	Intergalactic GCs
ICGC	IntraCluster GCs
GGC	Galactic GCs
HGC	Halo GCs

If we find the GC within the tidal radius (R_t) of one of galaxy-scale halos in the cluster-scale halo, it is regarded as a galactic GC (GGC): Otherwise it is regarded as an ICGC. R_t is assumed to be the radius where the slope α in the GCS density profile of $\rho(r) \propto r^\alpha$ in a galaxy-scale halo becomes smaller than -5 (i.e., much steeper than the outer profile of the dark matter halo).

Thus, the present simulations enable us to investigate physical properties only for old GCS owing to the adopted assumptions of collisionless simulations: Physical properties of metal-rich GCs lately formed during secondary dissipative galaxy merger events at lower redshifts (e.g., Ashman & Zepf 1992) can not be predicted by this study. We present the results of the model with $z_{\text{form}} = 6$, and the dependences of the results on z_{form} will be given in Bekki & Yahagi (2005, BY). If z_{form} is closely associated with the completion of cosmic reionization, z_{form} may well range from 6 (Fan et al. 2003) to 20 (Kogut et al. 2003). Physical properties of hypothetical GC particles for ICGCs in a rich cluster with $M_h = 6.5 \times 10^{14} M_\odot$ are described for the model with $f_{\text{gc}} = 0.2$ in which the number ratio of GC particles to all particles is 1.5×10^{-3} at $z = 0$. We adopt $f_{\text{gc}} = 0.2$ so that typical subhalos at $z = 6$ can contain at least one GC particle. The present results does not depend on f_{gc} at all as long as $f_{\text{gc}} \geq 0.1$. Physical properties of ICGCs in groups and clusters with different masses will be given in our forthcoming papers (BY).

We assume that the initial radial (r) profiles of GCSs ($\rho(r)$) in subhalos at $z = 6$ are the same as those of the simulated dark matter halos that can have the universal ‘‘NFW’’ profiles (Navarro, Frenk, & White 1996) with $\rho(r) \propto r^{-3}$ in their outer parts. The mean mass of subhalos at $z=6$ in the present simulations is roughly $1.8 \times 10^{10} M_\odot$, which is similar to the total mass of bright dwarf galaxies. Minniti et al. (1996) found that the projected (R) density profiles of GCSs in dwarfs is approximated as $\rho(R) \propto R^{-2}$, which is translated roughly as $\rho(r) \propto r^{-3}$ by using a canonical conversion formula from $\rho(R)$ into $\rho(r)$ (Binney & Tremaine 1987). Therefore, the above assumption on $\rho(r)$ can be regarded as reasonable. Thus we mainly show the fiducial model with $\rho(r)$ similar to the NFW profiles and $R_{\text{tr,gc}} = R_h/3$.

Although we base our GC models on *observational results of GCSs at $z=0$* , we can not confirm whether the above $\rho(r)$ and $R_{\text{tr,gc}}$ of the fiducial model are really the most probable (and the best) for GCSs *for low-mass subhalos at $z=6$ owing to the lack of observational studies of GCSs at high redshifts*. Therefore we investigate how the numerical results depend on initial $\rho(r)$ and $R_{\text{tr,gc}}$ of subhalos at $z = 6$. Since the dependences on $\rho(r)$ and $R_{\text{tr,gc}}$ are given in details by BY, we briefly describe the dependence on $R_{\text{tr,gc}}$, which is the most important dependence for physical properties of GCSs at $z = 0$ (BY).

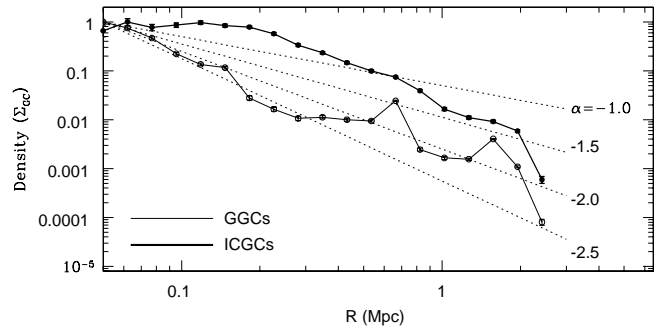


Figure 2. Projected radial density profiles ($\Sigma_{\text{GC}}(R)$) of ICGCs (thick) and GGCs (thin). Here GGCs represent ‘‘galactic GCs’’ that are GCs within any galaxy-scale halos in a cluster-scale halo. Accordingly GGCs are *not* GCs of the Milky Way: We here use this term in order to distinguish these GC populations (i.e., GGCs) from ICGCs. For clarity, $\Sigma_{\text{GC}}(R)$ normalized to the maximum value in each GC population is shown. For comparison, the power-law density profiles with $\Sigma_{\text{GC}}(R) \propto R^\alpha$ for $\alpha = -1.0, -1.5, -2.0,$ and -2.5 are shown by dotted lines.

3 RESULT

3.1 ICGCs

Figure 1 shows the large scale (~ 100 Mpc) structure of INGCs and HGCs and the distributions of GCs in a halo with the total mass (M_h) of $6.5 \times 10^{14} M_\odot$ corresponding to a rich cluster of galaxies at $z = 0$. It is clear from Figure 1 that there exists ICGCs that are not bounded in any cluster member galaxy-scale halos, though most GCs are within the galaxy-scale halos. About 29 % of all GCs in this cluster can be classified as ICGCs with the number fraction of ICGCs ranging from 0.28 at $R_{\text{cl}} < 1$ Mpc (where R_{cl} is the distance between a GC and the center of the cluster) to 0.35 at $1 \leq R_{\text{cl}} < 2$ Mpc. Although the number fraction of ICGCs in the central 200 kpc of the cluster is only 0.02, the presence of such central ICGCs may well support the scenario by West et al. (1995) that very high S_N of ICGCs in the central giant Es in some clusters can be due to ICGCs.

Figure 2 shows that the projected number density distributions (Σ_{GC}) within the central few hundreds kpc are quite different between ICGCs and GCs within any galaxy-scale halos in the cluster (‘‘galactic GCs’’ referred to as ‘‘GGCs’’) in the sense that Σ_{GC} is significantly flatter in ICGCs than in GGCs. This is because most GCs in the central few hundreds kpc of the cluster can be identified as GCs within galaxy-scale halos (i.e., smaller number of ICGCs). If GCs that are freely drifting under the influence of the cluster potential are located close to the central giant halo(s) of the cluster (e.g., at their pericenter passages of orbital evolution), they can be identified as GGCs in the present selection method of ICGCs. Therefore we suggest that Σ_{GC} of ICGCs in the central region of the cluster can be somewhat underestimated in Figure 2.

The number fraction of ICGCs ranges from ~ 0.2 to ~ 0.4 for the simulated clusters with $1.0 \times 10^{14} M_\odot \leq M_h \leq 6.5 \times 10^{14} M_\odot$. The power-law slopes of Σ_{GC} range from ≈ -1.5 to ≈ -2.5 for the clusters with the above mass range. About 10–20% of all GCs are located in the central 50 kpc of the simulated rich clusters, which implies that these inner GCs formed at high redshifts ($z > 6$) can be responsible for

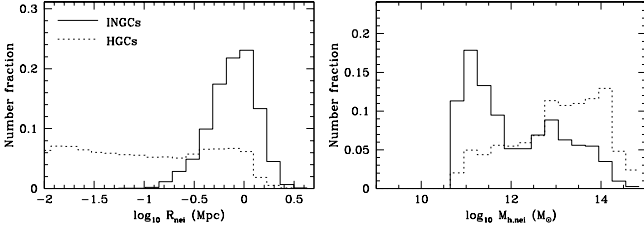


Figure 3. Distributions of R_{nei} (left) and $M_{\text{h,nei}}$ (right) for INGCs (solid) and for HGCs (dotted). Here R_{nei} represents the distance between a GC and the center of a halo that is nearest to the GC, and $M_{\text{h,nei}}$ is the mass of the nearest neighbor halo. Therefore, R_{nei} and $M_{\text{h,nei}}$ for HGCs are those of their host halos.

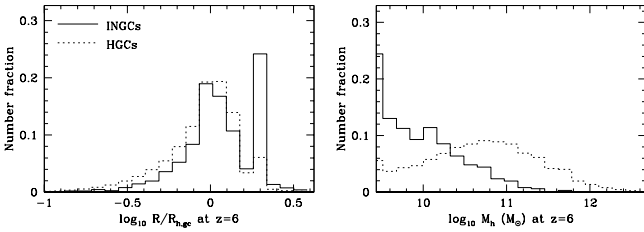


Figure 4. Distributions of $R/R_{\text{h,gc}}$ (left) and M_{h} (right) for INGCs (solid) and HGCs (dotted) at $z = 6$. Here R , R_{nei} , and M_{h} represent the distance of a GC from the center of its host halo at $z = 6$, the half-number radius of the GC system in the host halo, and the mass of the host halo, respectively.

high S_{N} of the central cD galaxies. The more details on the parameter dependences of ICGC properties will be discussed in our forthcoming papers (BY).

3.2 INGCs

INGCs in the fiducial model comprises about 1% of all GCs formed in subhalos before $z = 6$ (See Figure 1). Although these INGCs are formed as a result of tidal stripping of

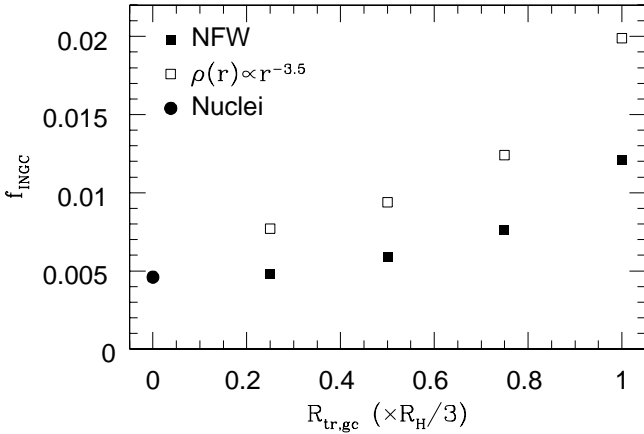


Figure 5. Dependences of the number fraction of INGCs (f_{INGC}) on the truncation radii of GCSs at $z = 6$ ($R_{\text{tr,gc}}$) for the models with initial GC profiles similar to density profiles of dark matter halos (filled squares) and power-law ones with the slope of -3.5 (open squares). For comparison, the model in which only the very central particle in each subhalo is regarded as a GC (represented by “nuclei”) is shown by a filled circle.

GCs from subhalos during hierarchical structure formation through interaction and merging of subhalos between $z = 0$ and $z = 6$, there appears to be no remarkable differences in the large scale distributions between INGCs and HGCs at $z = 0$ (See Figure 1). Figure 3 however indicates clear differences in R_{nei} and $M_{\text{h,nei}}$ distributions between INGCs and HGCs. For example, the number fraction of INGCs with $R_{\text{nei}} > 1$ Mpc is 0.46 whereas that of HGCs with $R_{\text{nei}} > 1$ Mpc is 0.09. The derived higher fraction in INGCs strongly suggests that INGCs are truly “free-floating” GCs in intergalactic/group/cluster regions. The $M_{\text{h,nei}}$ distribution of INGCs shows two peaks around $M_{\text{h,nei}} \approx 10^{11} M_{\odot}$ and $\approx 10^{13} M_{\odot}$ and the number fraction of $M_{\text{h,nei}} > 10^{13} M_{\odot}$ is 0.27 for INGCs, which is significantly smaller than that (0.61) for HGCs. These results imply that the fraction of intercluster GCs among all INGCs can be observed to be small.

Figure 4 describes (1) where progenitor GCs of INGCs were located with respect to the centers of their host subhalos at $z = 6$ and (2) what the mass ranges of their host subhalos were at $z = 6$. The number fraction of GCs in the outer parts ($R/R_{\text{h,gc}} > 2$) of their host subhalos at $z = 6$ is 0.17 for INGCs and 0.06 for HGCs in Figure 4. This result suggests that GCs in the outer parts of subhalos, where GCs are more strongly influenced by external tidal force, are more likely to become INGCs and thus confirms that tidal stripping of GCs during interaction and merging of subhalos between $z = 0$ and $z = 6$ is a major mechanism for INGC formation. The mean masses of host subhalos of INGCs and HGCs at $z = 6$ are $2.5 \times 10^{10} M_{\odot}$ and $1.8 \times 10^{11} M_{\odot}$, respectively, in Figure 4. This is also consistent with the above formation process of INGCs, because less massive subhalos are more strongly influenced by tidal stripping. If there are negative metallicity gradients of GC systems and positive relations between halo masses and GC mean metallicities in subhalos at $z = 6$, as observed for nearby GC systems (e.g., Ostrov et al. 1993; Côte et al. 1998), the results shown in Figure 4 imply that INGCs can be significantly more metal-poor than HGCs.

Figure 5 describes how the number fraction of INGCs among all GCs (f_{INGC}) depends on initial density profiles of GCSs at $z = 6$. It is clear from this figure that (1) f_{INGC} is higher for larger $R_{\text{tr,gc}}$ and (2) this $R_{\text{tr,gc}}$ dependence can be seen both in the NFW profile and the power-law one with the slope of -3.5 (i.e., the observed profile of the Galactic GCS). Figure 5 also shows that only $\sim 0.5\%$ of GCs that were initially in the nuclear regions of subhalos at $z = 6$ can finally become INGCs. These results imply that f_{INGC} can range from ~ 0.005 to ~ 0.02 for a reasonable set of model parameters on initial density profiles of GCSs.

f_{INGC} also depends on the methods to identify halos and GCs. f_{INGC} is 0.0121, 0.0075, 0.0043, and 0.0024 for $N_{\text{min}} = 10, 20, 50,$ and 100 , respectively. The number fraction of INGCs that were nuclei at $z = 6$ ($f_{\text{INGC,N}}$) are 0.0046, 0.0014, 0.0003, and 0.0001 for $N_{\text{min}} = 10, 20, 50,$ and 100 , respectively. This $f_{\text{INGC,N}}$ might well depend on the resolution of simulations. f_{INGC} is 0.0067 in the model with the FoF linking length of 0.025. About 80 % of GCs that are identified as INGCs are *not bounded gravitationally* by any closest halos. These dependences imply that f_{INGC} can range from an order of 0.1% to 1%, given some uncertainties in the best

possible parameter values of the methods (e.g., FoF linking length).

4 DISCUSSIONS AND CONCLUSIONS

Although van den Bergh (1958) already suggested the existence of INGCs in the local universe, the present study first showed that (1) INGCs can be formed during hierarchical formation processes of galaxies and clusters, (2) these INGCs are about 1 % of all GCs formed before $z = 6$, and (3) they can be *typically* more metal-poor than those within virialized galaxy-scale halos at $z = 0$. These INGCs are highly unlikely to suffer destruction processes by strong galactic tidal fields that are suggested to be important for understanding the origin of the observed mass function of GCs (e.g., Fall & Zhang 2001). Therefore, we suggest that (1) the mass function of INGCs can be significantly different from that of GCs in galaxies and (2) INGCs possibly retain fossil information on GC mass function at the epoch of GC formation.

Then how many INGCs are expected to be observed in the intergalactic regions close to the Galaxy? We can provide an answer for this question by using the present result on the number fraction of INGCs and the initial GC number of the Galactic GCS before GC destruction. McLaughlin (1999) showed that total number of initial GCs in a galaxy can decrease by a factor of 25 within the Hubble time owing to GC destruction by the combination effect of galactic tidal fields and internal GC evolution (e.g., mass loss from massive and evolved stars). This means that the initial GC number is about 4000 for the Galaxy with the observed GC number of 160 at $z = 0$ (van den Bergh 2000). By using the present result that $\sim 1\%$ of all GCs can become INGCs, the expected number of INGCs in the intergalactic regions close to the Galaxy can be ~ 40 . We thus suggest that some bright objects of these ~ 40 intergalactic GCs can be found in currently ongoing “all-objects” spectroscopic surveys for targeted areas (e.g., 6dF).

Since White (1987) pointed out that clusters of galaxies might contain ICGCs, several authors have suggested some observational evidences for or against the existence of ICGCs (e.g., West et al. 1995; Blakeslee 1997; Harris et al. 1998). Our future more extensive numerical studies of ICGC formation will provide observable predictions on some correlations between number of ICGCs and global properties (e.g., mass and X-ray temperature of hot gas) in their host clusters and thus help observers to confirm the existence of ICGCs. Furthermore, if physical properties of ICGCs strongly depend on z_{form} after which GC formation was severely suppressed by some physical processes (e.g., cosmic reionization), they can provide some observational constraints on z_{form} .

ACKNOWLEDGMENTS

We are grateful to the anonymous referee for valuable comments, which contribute to improve the present paper. The numerical simulations reported here were carried out on Fujitsu-made vector parallel processors VPP5000 kindly made available by the Astronomical Data Analysis Center (ADAC) at National Astronomical Observatory of Japan

(NAOJ) for our research project why36b. H.Y. acknowledges the support of the research fellowships of the Japan Society for the Promotion of Science for Young Scientists (17-10511). K.B. acknowledges the financial support of the Australian Research Council throughout the course of this work.

REFERENCES

- Arnaboldi, M. 2004, in “Baryons in Dark Matter Halos”. Edited by R. Dettmar, U. Klein, P. Salucci. Published by SISSA, Proceedings of Science. p.26.1
- Ashman, K. M., Zepf, S. E., 1992, ApJ, 384, 50
- Bassino, L. P., Cellone, S. A., Forte, J. C., & Dirsch, B. 2003, A&A, 399, 489
- Bassino, L. P., Cellone, S. A., & Forte, J. C. 2002, in Extragalactic Star Clusters, IAU Symposium 207, Edited by D. Geisler, E.K. Grebel, and D. Minniti. San Francisco: Astronomical Society of the Pacific. p.345
- Bekki, K. 2005, ApJ, 626, L93
- Bekki, K., & Chiba, M. 2005, ApJ, 625, L107
- Bekki, K., Forbes, D. A., Beasley, M. A., & Couch, W. J. 2002, MNRAS, 344, 1334
- Bekki, K., Beasley, M. A., Brodie, J. P., & Forbes, D. A. 2005, accepted by MNRAS
- Bekki, K., & Yahagi, H. 2005, in preparation (BY)
- Bertschinger, E. 1995, astro-ph/9506070
- Bertschinger, E. 2001, ApJS, 137, 1
- Binney, J., Tremaine, S., 1987 in Galactic Dynamics.
- Blakeslee, J. P., 1997, ApJ, 481, L59
- Côte, P., Marzke, R. O., West, M. J. 1998, ApJ, 501, 554
- Davis, M., Efstathiou, G., Frenk, C. S., & White, S. D. M. 1985, ApJ, 292, 371
- Drinkwater, M. J., Evstigneeva, E., Jurek, R., Bridges, T., Gregg, M. D., Karick, A., Bekki, K., Couch, W. J., Jones, J. B., & Phillipps, S., 2005, submitted to AJ.
- Evans, N. W., Wilkinson, M. L., Guhathakurta, P., Grebel, Eva K., & Vogt, S. S. 2000, ApJ, 540, L9
- Fall, S. M., & Zhang, Q. 2001, ApJ, 561, 751
- Fan, X. et al. 2003, AJ, 125, 1649
- Forte, J. C.; Martinez, R. E., Muzzio, J. C., 1982, AJ, 87, 1465
- Jones, J. B., Drinkwater, M. J., Jurek, R., Phillipps, S., Bekki, K., Couch, W. J., Karick, A., Parker, Q. A., Smith, R. M., 2005, submitted to AJ.
- Jordán, A., West, M. J., Côte, P., & Marzke, R. O. 2003, AJ, 125, 1642
- Harris, W. E., Harris, G. L. H., & McLaughlin, D. E. 1998, AJ, 115, 1801
- Kogut, A. et al. 2003, ApJs, 148, 161
- McLaughlin, D. E. 1999, AJ, 117, 2398
- Marin-Franch, A., & Aparicio, A. 2003, ApJ, 585, 714
- Mieske, S., Hilker, M., & Infante, L. 2004, A&A, 418, 445
- Minniti, D., Meylan, G., & Kissler-Patig, M. 1996, A&A, 312, 49
- Muzzio, J., 1987, PASP, 99, 245
- Ostrov, P., Geisler, D., & Forte, J. C. 1993, AJ, 105, 1762
- Santos, M. R. 2003, in Extragalactic Globular Cluster Systems, Proceedings of the ESO Workshop, p. 348
- van den Bergh, S. 1958, The Observatory, Vol. 78, p85.
- van den Bergh, S. 2000, The Galaxies of the Local Group, Cambridge: Cambridge Univ. Press.
- West, M. J., Côte, P., Jones, C., Forman, W., & Marzke, R. O. 1995, ApJ, 453, L77
- White, R. E. III. 1987, MNRAS, 227, 185
- Yahagi, H. 2005, PASJ, in press
- Yahagi, H., & Yoshii, Y. 2001, ApJ, 558, 463
- Yahagi, H., Nagashima, M., & Yoshii, Y., 2004, ApJ, 605, 709

This figure "f1.jpg" is available in "jpg" format from:

<http://arxiv.org/ps/astro-ph/0509744v1>