

Mergers of close primordial binaries

N. Andronov, M. H. Pinsonneault, and D. M. Terndrup

The Ohio State University, Department of Astronomy, Columbus, OH 43210

andronov, pinsono, terndrup@astronomy.ohio-state.edu

ABSTRACT

We study the production of main sequence mergers of tidally-synchronized primordial short-period binaries. The principal ingredients of our calculation are the angular momentum loss rates inferred from the spindown of open cluster stars and the distribution of binary properties in young open clusters. We compare our results with the expected number of systems that experience mass transfer in post-main sequence phases of evolution and compute the uncertainties in the theoretical predictions. We estimate that main-sequence mergers can account for the observed number of single blue stragglers in M67. Applied to the blue straggler population, this implies that such mergers are responsible for about one quarter of the population of halo blue metal poor stars, and at least one third of the blue stragglers in open clusters for systems older than 1 Gyr. The observed trends as a function of age are consistent with a saturated angular momentum loss rate for rapidly rotating tidally synchronized systems. The predicted number of blue stragglers from main sequence mergers alone is comparable to the number observed in globular clusters, indicating that the net effect of dynamical interactions in dense stellar environments is to reduce rather than increase the blue straggler population. A population of subturnoff mergers of order 3-4% of the upper main sequence population is also predicted for stars older than 4 Gyr, which is roughly comparable to the small population of highly Li-depleted halo dwarfs. Other observational tests are discussed.

Subject headings: stars: binaries, stars: blue stragglers, stars:evolution

1. Introduction

About half of all stars are found in binaries, and about 30% of binary stars will interact at some point in their lifetime. Interacting binaries can therefore represent a significant fraction

of all stars, and the consequences of interactions can be important for understanding stellar populations. In fact, studies of star clusters often reveal examples of “stellar anomalies” not explainable by single-star evolution, but which can be attributed to interacting binaries (Bailyn 1995).

Nature provides a variety of ways that binary stars can interact, with many possibilities depending upon the relative masses and evolutionary states of the components (see Paczynski 1971; Iben & Livio 1993). In particular, binary interaction or merger may be responsible for the existence of blue stragglers (BSs). They are stars which appear on the color-magnitude diagram of a cluster on a natural extension of the main sequence above the turn-off point. The existence of BSs was discovered by Sandage (1953) in the globular cluster M3. Over the years blue stragglers have been identified in many globular and open clusters, as reviewed by Stryker (1993), and they are numerous in some systems; the number of BSs found in individual globular clusters ranges from 10 to 400 (Bailyn 1995; Davies, Piotto, & de Angeli 2004).

Binary mergers are by no means the only way to produce blue stragglers, and not all mergers would manifest themselves as blue stragglers. Many mechanisms for the origin of BSs have been proposed; a summary can be found in Abt (1985). There are two general categories: those in which BSs were formed later than the general stellar population of a cluster, or those in which the some mechanism prolongs the main sequence lifetime of a minority of stars. In the former category are proposals that blue stragglers may arise from stellar mergers or collisions (see Davies, Piotto, & de Angeli (2004) for a discussion). In sufficiently dense stellar environments, collisions between stars can be an important production mechanism.

Alternatively or concurrently, binaries with a wide range of orbital periods can either merge or experience mass transfer. Binary systems with orbital periods above 5 days but with initial separations below 3 AU may overfill their Roche lobes after one of the members leaves the main sequence. The ensuing mass transfer would produce a variety of unusual stellar objects such as common envelope systems, X-ray binaries, binary pulsars, and Blue Stragglers (Bailyn 1995). Shorter period systems, however, can even interact on the main sequence, and because of angular momentum loss complete mergers are more likely (see section 3.3).

There are two main mechanisms that can cause angular momentum loss in close binaries. Binary orbits decay from gravitational radiation. In addition, angular momentum loss from the magnetized winds of late-type stars (e.g., Weber & Davis 1967) results in a slowing of stellar rotation rates with time (Skumanich 1972). In tidally synchronized systems of short initial period, such angular momentum loss would lead to a reduction of the size of the orbit

and produce contact systems or eventual mergers. Although short-period binaries are rare in the field, they are substantially more common in young open clusters, which supports the idea that such systems eventually merge. For example, 11% of Hyades binaries have orbital periods between 0.5 and 5 days (Duquennoy & Mayor 1991). The “collision” and “merger” categories are not completely distinct; close stellar encounters can form tight binaries which subsequently merge. Following the conventional naming (e.g., Davies, Piotto, & de Angeli 2004), we would call the first type dynamical BSs, and the second type primordial BSs.

Although most work on the origin of BSs has focused on mergers, recent theoretical work on rotational mixing has revived the possibility that some BSs are “normal” stars that have had their lifetime increased relative to other stars of the same initial mass. The most promising candidate for main sequence lifetime extension is mixing induced by rapid rotation in some massive stars (see Maeder & Meynet 2000, for a review). This is probably not a major channel for producing lower mass blue stragglers (below about 1.5 solar masses) because extensive angular momentum loss in lower main sequence stars makes rotational mixing relatively inefficient (Pinsonneault 1995). However, it may be important in explaining the presence of blue stragglers in open clusters too young for the effective production of dynamical or primordial BSs (Mermilliod 1982).

Determining the relative importance of these different channels can provide important insights into a number of related fields in stellar astrophysics. Are star clusters valid templates for stellar population studies, or do dynamical effects significantly modify their global properties relative to field stars? How important are blue stragglers for the integrated light of stellar populations? In addition, the production rate for stellar mergers can potentially be used as a test of the angular momentum loss rate for tidally synchronized binaries.

There may also be interesting consequences of stellar mergers for our understanding of surface abundance anomalies. There is no *a priori* reason why all stellar mergers or mass transfer events must manifest themselves as blue stragglers. Some merger products will appear below the main sequence turnoff. Such objects would be slightly less evolved than their single counterparts, but might have unusual rotation rates and surface abundances. There is an interesting subpopulation of highly over-depleted stars found in lithium studies in open clusters (e.g., Thorburn et al. 1993) and halo field samples (Thorburn 1994). Because lithium is destroyed at low temperatures in stellar interiors, either internal mixing or mergers could produce low surface lithium abundances. Ryan et al. (2001) have argued that the highly lithium depleted halo stars may have experienced mass transfer from a companion, and found that some such stars close to the turnoff rotate significantly more rapidly than their lithium-normal counterparts. The frequency of mergers, needs to be quantified, however, to distinguish between the merger and mixing hypotheses.

In this paper we use recent prescriptions of angular momentum loss to compute the rates of mergers of main-sequence tidally synchronized binaries with short initial periods ($\lesssim 5$ days). Our paper is organized as follows. We describe recent observational advances in the study of BSs and potential subturnoff merger products in section 2.1. In section 2.2 we outline our motivation for studying BSs formed from primordial binaries in open clusters. Section 3 gives an overview of our model, then we proceed with discussion of observational data and selection in section 4. We present our results in section 5, and section 6 contains our summary and conclusions.

2. Background on the population of blue stragglers

2.1. Stragglers in different environments

A considerable amount of ground-based data on blue stragglers in globular clusters has been collected (e.g., Stryker 1993). With the use of HST the amount and quality of the data has increased, which has provided additional clues about the origins of BSs.

Most globular clusters have a centrally concentrated radial distribution of Blue Stragglers (e.g., Stryker 1993). There are two known exceptions to date. The first is M3; it has been studied both from the ground (Ferraro, Fusi, & Pecci 1993) and subsequently from space Guhathakurta et al. (1994), and it was found that it has a peculiar bimodal radial distribution of BSs. Ferraro et al. (2004) also found that 47 Tuc has a bimodal radial distribution of BSs similar to M3. The existence of two radial peaks is suggestive that environmental effects are important. It is plausible that dynamical effects could be important for BSs produced in globular clusters (e.g., Bailyn 1992). In high density stellar environments (i.e., globular cluster cores) collisional mergers maybe created. The other production mechanism (MS mergers and post-MS mass transfer in primordial binaries) would dominate when the stellar density is low (e.g., McCrea 1964). This would be the case in the outer parts of globular clusters, open clusters and in the Galactic halo. This idea is somewhat supported by differences in the luminosity functions of BSs in the inner and outer regions of M3 (Bailyn & Pinsonneault 1995).

The similarities in the M3 and 47 Tuc BS populations are, however, problematic for models that rely on collisions alone, because the two clusters are very different dynamically (Ferraro et al. 2004). The central density of 47 Tuc is about 40 times larger than that of M3 (see Pryor & Meylan 1993); also, other tracers of dynamical interactions, such as X-ray binaries are relatively abundant in 47 Tuc but not in M3 (Ferraro et al. 2001). Ferraro et al. (2003) argued that the BSs frequency cannot be parameterized uniquely by the collision

rate. This result has been strengthened to some extent recently by Piotto et al. (2004), who summarized data on about 3000 BSs in 56 globular clusters and found that there is no statistically significant correlation between BSs frequency and the collision rate of stars in the cluster cores.

Blue Stragglers have also been found in open clusters; for a summary, see Ahumada & Lapasset (1995). Open clusters have much lower central stellar densities than globular clusters do, and therefore dynamical effects are less important in open clusters than in globular clusters. Field populations provide another potential test of environmental effects. Blue stragglers are more difficult to discover in the field, which contains stars with a wide range of ages. It is possible, however, to look in the Galactic halo for field analogs of the blue stragglers seen in clusters. High velocity, blue metal poor (BMP) stars in the Galactic halo have been studied by Preston & Sneden (2000) and by Carney et al. (2001). Both groups found that a large fraction of BMP stars (50 - 60%) are members of binaries with orbital periods from half year up to a few years. The unseen companions are consistent with being white dwarfs of mass $\approx 0.55M_{\odot}$. Preston & Sneden (2000) found that such systems are about four times more abundant than HB stars in the same field (in globulars, by comparison, the number of blue stragglers and HB stars are approximately equal). They have associated BMP stars with Blue Stragglers, and argued that mass transfer from an expanding giant on to a main sequence star would be the dominant mechanism of formation of BSs in low density stellar environments.

Most of the arguments above are indirect. However, there is recent observational support for the idea that some close MS binaries become contact systems and therefore might be associated with BSs (by their position on a color-magnitude diagram) or produce single-stars above turn-off, if coalescence is sufficiently rapid. Studying the BSs population of NGC 5466, Mateo et al. (1990) have discovered that three of the BSs are close binaries, two of them being full contact systems. Eclipsing and/or contact binaries have later been found in NGC4372 (Kaluzny & Krzeminski 1993), M71 (Yan & Mateo 1994), NGC6791 (Rucinski, Kaluzny, & Hilditch 1996), NGC2354 (Lapasset & Ahumada 1996), NGC 6752 (Thompson et al. 1999), and NGC 6362 (Mazur, Kaluzny, & Krzeminski 1999). Finally, van den Berg (2001) studied a blue straggler in the old open cluster M67 and found that it is a triple system with inner binary having a mass more than twice of the cluster's turn-off. This implies that at least one of the stars has a mass greater than the turn-off mass and is therefore a BS. In addition, the third star is also a BS. BSs production can therefore be linked firmly to at least some close binary systems.

2.2. Prior theory

The numerous theoretical possibilities for BSs production have naturally stimulated a number of theoretical papers. Some have included elaborate dynamical and evolutionary calculations for specific interesting systems that we do not include. A good example is the work of Hurley et al. (2001). They combined dynamical N-body simulations with simplified models of stellar and binary evolution (Hurley, Pols, & Tout 2000). Dynamical effects can increase the production of BSs, explain the existence of those in binaries, and quantify the number of other stellar exotica observed (such as RS CVns and post-mass transfer BSs). The authors claimed that binary evolution alone can not account for the number of observed BSs in open clusters, or the binary properties of these BSs. These models are potentially much more powerful than the relatively simple treatment of binary population used in this work. However, they suffer from difficult-to-quantify effects related to the choice of initial conditions (including the spatial distribution of stars) and their impact on the subsequent dynamical phenomena. There are also numerical challenges such integrating binary trajectories during encounters with sufficient precision.

A simple treatment of binary population seems to be much more transparent as a test for the initial properties of the stellar population and magnetic braking for a larger sample of systems. It is also straightforward to estimate the theoretical uncertainties involved. Even if dynamical phenomena are required in M67, such massive open clusters are rather unusual in the galactic open cluster population. Numerous low mass clusters, where dynamical effects can be neglected, provide a wealth of data on BSs whose formation should not be influenced by dynamical effects. A comparison of the number of open cluster BSs with the predictions of our model can in principle provide stronger constraints than the study of one cluster on the initial period distribution, mass function, and angular momentum loss rate of close binaries.

In addition, there have been fewer papers devoted to computing the MS binary merger rates, which is our primary concern. Vilhu (1982) and Stepien (1995) concluded that contact systems can form from a population of close binaries (with period below about 4-6 days), and that orbital decay of primordial binaries is sufficient to explain the existence of contact systems. Their models were restricted to the study of small set of initial binary parameters. The theoretical uncertainties were also only roughly estimated. We take the next logical step, assuming that the formation of a rapidly rotating single star will result from the formation of such contact binaries. Then, given the lifetime of a merged product, we can compute the abundance of such mergers and compare them to much more numerous population of BSs in open clusters.

Our work therefore extends prior studies and in a few aspects differs from previous models. We use a much more realistic model of angular momentum loss, motivated by re-

cent studies on the spindown of low mass MS stars. We model merger production from a distribution of masses, rather than calculating a few representative mass ratios. We also investigate the effects of choosing different stellar mass functions and initial period distribution of binaries, supported by the latest available empirical data. We calculate the total number of mergers, taking into account the lifetime of a merged product for different assumptions about its physics. A constant lifetime for the contact binary phase was used in Vilhu (1982). We also compute the expected number of subturnoff mergers. We compare predictions of our model with observed BSs in open clusters with a variety of ages, where the statistics are better than those for the sparse population of contact MS binaries. We investigate the impact of observational selection criteria.

3. The model

Observational studies of BSs usually concentrate on inferring the relative number of blue stragglers relative with respect to the number on the upper main sequence or the horizontal branch population. The theoretical models presented here, therefore, reduce to the problem of determining the rate of merger production relative to the lifetimes in the other evolutionary states. We begin with an overview of the ingredients of the theoretical models, which can be divided into three broad categories. We then follow with detailed discussions of the individual components of the models.

The initial conditions (distribution of primary masses, relative primary and secondary masses, binary fraction, and the starting binary period distribution) are considered in section 3.1, while section 3.2 discusses the rate mergers take place; this depends primarily on the rate of angular momentum loss and the time scale for tidal synchronization. Finally, the physics of the merger process itself will have a significant impact on the lifetimes and predicted positions of merger products in the HR diagram, as discussed in section 3.3. In section 3.4 we compute the relative number of BS stars and of sub-turnoff mergers.

3.1. Properties of stellar population

We first assume that all stars in an open cluster have the same age and metallicity. Then we assume that the mass function of stars, binary fraction, and binary period distribution are independent of the age, mass, metallicity of a cluster. Evaporation of stars via dynamical effects (e.g., de la Fuente Marcos 1995; Kim et al. 1999) is not included in the model, since evaporation will mainly remove low-mass stars. Such objects do not have the combined mass

to appear as BSs after merging, and because BSs counts are expressed relative to the upper MS population, the loss of low mass stars does not impact the observational interpretation. Finally, we assume that collisions do not alter the binary period distribution.

Each model cluster initially consists of N stars. Let N_1 be the number of single stars and N_2 the number of binary systems; then $N = N_1 + 2N_2$.

The binary fraction may be characterized by

$$\epsilon \equiv \frac{N_2}{N_1 + N_2}.$$

Typically, ϵ has the value $0.2 - 0.5$ (e.g., Duquennoy & Mayor, 1991). In terms of the binary fraction, the number of binaries is then given by

$$N_2 = N \left(\frac{\epsilon}{1 + \epsilon} \right),$$

and the number of single stars is

$$N_1 = N \left(\frac{1 - \epsilon}{1 + \epsilon} \right).$$

We model the binary population by a distribution function over primary mass m_1 , secondary mass m_2 and orbital period P ; here m_1 and m_2 are in solar units, and $m_1 \geq m_2$. The number of binaries in the interval between (m_1, m_2, P) and $(m_1 + dm_1, m_2 + dm_2, P + dP)$ is given by

$$dN = F(m_1, m_2, P) dm_1 dm_2 dP.$$

We assume that the distribution function $F(m_1, m_2, P)$ can be decomposed as a product of distribution functions over m_1 , m_2 and P , namely

$$F(m_1, m_2, P) = \xi_1(m_1) \xi_2(m_2) f(P),$$

where $f(P)$ is an initial period distribution, and $\xi_1(m_1)$ and $\xi_2(m_2)$ are mass functions for the primary and the secondary stars, respectively, which are not necessarily identical.

The mass distribution of single stars is generated from a variety of mass functions (MFs). Our base case is the Miller & Scalo (1979) function, which can be expressed as

$$\xi(m) \propto m^{-2-0.5 \log(m)}.$$

In addition, we also explored the effect of including an IMF that is much steeper at lower masses, namely the Salpeter (1955) function

$$\xi(m) \propto m^{-2.35},$$

and a shallower IMF which characterizes the distribution of stars in the open cluster M35 as obtained by Barrado et al. (2001). Recent observations of the Pleiades down to the hydrogen burning boundary showed that the cluster also has a mass function similar to that of M35 (Moraux et al. 2003). Our examination of their data yields approximately

$$\xi(m) \propto m^{-1.5-\log(m)}.$$

These three IMFs are shown in Figure 1, all normalized at the solar mass. We treat the Salpeter and M35 mass functions as limiting cases. We will demonstrate that model is mostly sensitive to the slope of the IMF in the interval $0.4 - 1.0M_{\odot}$, so our results are relatively insensitive to the primary star IMF.

We assume that the masses of the primary stars are distributed according to the same IMF as the single stars. For the secondaries, we test two possibilities: that they have the same IMF as the primaries, or that they have a flat mass function $\xi_2(m_2) = \text{const}$. The second choice is dictated by accumulating observational evidence that the relative masses of close binary stars are more equal than would be expected if they were drawn from the same IMF as the primary masses (Abt & Willmarth 2004).

For the binary period distribution we use an empirical fit to the data summarized by Duquennoy & Mayor (1991) for G-dwarfs in the solar neighborhood, which is characterized by a Gaussian in $\log P$. The period distribution of dwarf stars in the Hyades (Griffin 1985) is consistent with this form for periods over 10 days, but has more binaries with shorter periods. Duquennoy & Mayor (1991) speculate that since the Hyades field is significantly younger than the field population (the age of Hyades is about 600 Myrs), the excess at short periods is a characteristic feature of young populations, which evolves away with time due to the coalescence of short period binaries. We will demonstrate below that short-period systems must be frequent relative to the field distribution in order produce a significant number of BSs from mergers.

We therefore assume that period distribution of binaries is given by

$$\frac{dN}{d(\log P)} \propto \exp\left[-\frac{(\log P - \alpha)^2}{2\sigma_1^2}\right] + \frac{2}{3} \exp\left[-\frac{(\log P)^2}{2\sigma_2^2}\right],$$

where P is orbital period in days. The first term describes the field distribution from Duquennoy & Mayor (1991), who derived $\alpha = 4.8$ and $\sigma_1 = 2.3$; we adopted these values in our model. The second term describes short period systems which we assume exist in young stellar systems. An inspection of the Hyades data from Griffin (1985) yielded $\sigma_2 \approx 0.6$ and gave us the 2/3 term characterizing the relative normalization of the distributions of short and long periods. We truncate this distribution at short periods, setting the boundary

at either 0.5 days or the initial period the binary would immediately be a contact system, whichever is longer.

3.2. Orbital decay of close binaries

3.2.1. Tidal synchronization

Loss of orbital angular momentum will result in a reduction of the orbital size in binaries, leading eventually to contact and merger. There are two mechanisms for angular momentum loss. The first is gravitational radiation (e.g., Landau & Lifshitz 1962), which is inefficient for periods above about 0.5 days. The second is loss by magnetized winds from main sequence stars, discussed below.

Each binary is assumed to begin already in tidal synchronization. This assumption is valid if the time scale for synchronization is shorter than any other time scale involved in the problem. According to Zahn (1977), the time to synchronization at any given orbital period P may be approximated by

$$\tau[\text{yr}] \approx 10^4 \left[\frac{1+q}{2q} \right]^2 P^4,$$

where P is in days and $q = m_2/m_1$.

As will be discussed below, our prescription for angular momentum loss means that the longest initial orbital period which would produce a contact binary in 10 Gyr is about 5-6 days; this is valid mainly for cases where $m_2 \approx m_1 > M_\odot$. In these circumstances, $\tau \approx 10^7$ yr. If the secondary is considerably less massive than the primary, the synchronization time for the primary increases significantly, proportional to the square of the mass ratio q . For $m_1 = 1.0$ and $m_2 = 0.1$, τ is about 1 Gyr for an initial period of 6 days. In this case, the angular momentum loss from the primary would not be removed from the orbital angular momentum and instead the primary would simply spin down as it loses angular momentum. To take this effect into account, we introduce a synchronization parameter, as discussed below.

In the case where both stars are in synchrony with the orbit, the total angular momentum in the binary system is given by

$$J = M_\odot^{5/3} G^{2/3} m_1 m_2 m^{-1/3} \omega^{-1/3} + [I(m_1) + I(m_2)]\omega, \quad (1)$$

Here M_\odot is the solar mass, G the gravitational constant, $m = (m_1 + m_2)$, ω is the angular rate of the orbit, and I_1 and I_2 are the stellar moments of inertia for the primary and secondary,

respectively. The first term represents the orbital angular momentum, while the term in brackets is the rotational angular momentum of two stars.

To account for the longer time scale for synchronization when $m_1 \gg m_2$, we modify equation 1 by assuming that the secondary is always tidally locked, but the primary is locked only when the secondary is sufficiently massive. We define a parameter $q_{\text{lock}} = m_2/m_1$ to represent the binary mass ratio above which the primary will be locked. Then the angular momentum of the binary system, is

$$J = M_{\odot}^{5/3} G^{2/3} m_1 m_2 m^{-1/3} \omega^{-1/3} + [\chi I(m_1) + I(m_2)] \omega, \quad (2)$$

where $\chi = 1$ for $q > q_{\text{lock}}$ and $\chi = 0$ otherwise. The value of q_{lock} should, formally, be some function of age of the cluster but for simplicity we set it to be a constant in the range between 0.1 and 0.5. As shown below, the rate of mergers is only slightly sensitive to the adopted χ , mainly because binaries with $q \approx 1$ contribute most to the production of BSs.

3.2.2. Prescription for angular momentum loss

For the magnetic braking, we use an empirical prescription derived from studies of the rotation rates of stars in young open clusters (Keppens, MacGregor, & Charbonneau 1995; Krishnamurthi et al. 1997; Terndrup et al. 2000). The total angular momentum extracted from the orbit for a fully synchronized system per unit time can be written as

$$\dot{J}_{\text{tot}}(m_1, m_2, \omega) = \dot{J}_{\text{wind}}(m_2, \omega) + \dot{J}_{\text{wind}}(m_1, \omega). \quad (3)$$

The empirical data requires a mass dependent saturation of the loss rate compared to the Skumanich (1972) law which simply scales as ω^3 . This is usually written as ¹

$$\dot{J}_{\text{wind}} = -K_w \left(\frac{r}{m}\right)^{1/2} \times \begin{cases} \omega^3 & \omega \leq \omega_{\text{crit}} \\ \omega \omega_{\text{crit}}^2 & \omega > \omega_{\text{crit}} \end{cases} \quad (4)$$

The saturation threshold ω_{crit} is the critical angular speed at which the magnetic field saturates, and is a function of mass. We chose the same mass dependence as Andronov & Pinsonneault (2004). K_w is a constant calibrated to reproduce the solar rotation at the age of the Sun, and has the value 2.59×10^{47} g cm s² (see Krishnamurthi et al. 1997). In addition, we also investigated the case where dynamo saturation was neglected, i.e., $\dot{J} \propto \omega^3$.

¹See Andronov & Pinsonneault (2004) for an application of this braking law to the evolution of cataclysmic variables.

A main sequence star can generate a magnetic field only if it has a sufficiently thick convective envelope (Durney & Latour 1978). Hotter stars do not experience magnetic braking, and for spectral types type earlier than F8 the average rotational velocity is independent of age (Wolff & Heasley 1987). We model this by setting a parameter M_c , above which we take $\dot{J}_{wind} = 0$. The value of M_c was taken in the range between 1.2 and $1.4M_\odot$. The lower bound corresponds to the mass below which rotation decreases with time on the MS. The upper bound allows for the possibility that intermediate mass stars may be losing internal angular momentum while their surface rates are constant. We differ in this aspect from earlier studies (Stepien 1995, for example) that chose a much higher mass threshold (up to $3M_\odot$) in order to produce BSs in young systems. In our view there is no necessity for such a high mass threshold. Massive BSs are more likely to be produced by other mechanisms, such as rotational mixing or accretion from post-MS companion.

Now we can calculate the initial period from which a binary with masses m_1 and m_2 and an angular momentum loss rate given by equation 3 will spiral in to the point when one of the stars overfills its Roche lobe. Equations 2 and 3 together can be written as

$$\begin{cases} J = A\omega^{-1/3} + B\omega, \\ \dot{J} = \dot{J}_{wind}(m_2, \omega) + \chi\dot{J}_{wind}(m_1, \omega) \end{cases} \quad (5)$$

where A and B are constants determined by the masses of the stars. These are given by

$$\begin{aligned} A &= \frac{m_1 m_2}{m^{1/3}} M_\odot^{5/3} G^{2/3}, \\ B &= \chi I(m_1) + I(m_2). \end{aligned}$$

We take the time derivative of the first equation of system 5 and set it equal to the second equation, which yields

$$\dot{\omega} \left(B - \frac{1}{3} A \omega^{-4/3} \right) = \dot{J}_{tot}(m_1, m_2, \omega). \quad (6)$$

Then the time required to form a contact binary τ_x can be found by integrating this equation backwards in time, starting from the contact period at which one of the stars overfills its Roche lobe. If ω_x is the spin rate initially, and ω_c is the rate at contact, then

$$\tau_x(m_1, m_2) = - \int_{\omega_c}^{\omega_x} \frac{B - \frac{1}{3} A \omega^{-4/3}}{\dot{J}_{tot}(m_1, m_2, \omega)} d\omega. \quad (7)$$

The evolution of orbital period as a function of time for representative cases is shown in Figure 2 for a variety of binaries; it is analogous to Figure 2 from Stepien (1995). We examined three mass combinations: $(1 + 1)M_\odot$, $(1 + 0.6)M_\odot$, $(0.6 + 0.6)M_\odot$. The initial periods were 2, 4, and 6 days. Given either the Stepien (1995) magnetic braking prescription (see his formula 14 and 15) or our method described above, none of the systems would

reach contact in 10 Gyr, with the initial period of 6 days. Stepien (1995) tested magnetic braking rates with different efficiencies, some of which produced considerable orbital decay rates even for longer periods. As a result, for example, in one of his models, a binary system $(0.6 + 0.6)M_{\odot}$ reached the contact in about 8 Gyr. We believe that recent observational data makes these choices unlikely.

Our results for shorter period systems differ with Stepien (1995) because our braking law is calibrated on the observed spindown of open clusters stars and includes mass-dependent saturation in the loss rate. As a consequence, angular momentum loss is less efficient than the ones considered by Stepien (1995). The mass dependence of our results is therefore considerably different for systems with an initial period of 2 days. Given the angular momentum loss model that we are using, a $(0.6 + 0.6)M_{\odot}$ binary system does not become a contact system in the age of Galaxy. This is in marked contrast to the Stepien (1995) result, for which such a binary reaches contact before the higher mass systems do. In our model, the angular momentum loss rate decreases rapidly for decreasing mass at short periods. At long periods, all binaries would be in the unsaturated regime and would have angular momentum loss rates comparable to the earlier work represented by Stepien (1995) because the mass dependence in this regime is weak.

3.3. Mergers of contact systems

In our model we assume that once a binary forms a contact system, the two stars merge on a time scale that is short compared to other scales of interest. We designate a BS to be a single star formed in such merger, provided that the combined mass is larger than the mass of the turn off of a cluster at the time the merger takes place.

The timescale for such coalescence is uncertain. Estimates based on observed frequencies of contact system in various environments range from $10^7 - 10^8$ yr (e.g., van Veer 1979; Eggen & Iben 1989), while some theoretical models of the merger process can yield times on the order of 10 Gyr (Mochnacki 1981). Here, we adopt the empirically estimated values.

Clearly, if the duration of the contact phase is long, it will result in fewer BSs in young open clusters. We can obtain an order of magnitude estimate of the contact phase lifetime from recent observations of contact binaries in the relatively well studied cluster NGC 188. Kafka & Honeycutt (2003) found 13 variables with orbital periods below 2 days in the upper two V magnitudes of the main sequence. Two out of 13 stars appear to be binaries that reached contact during the post-MS expansion of the primary; both of them are on the turnoff of the cluster, and their orbital periods are above 1.7 days. Two more systems have

long periods of about 0.9 days, so they should be pre-contact MS binaries. We, therefore, are left with 9 binaries that probably set an upper limit on the number of contact systems. There are about 1450 stars in the 2 brightest magnitudes of the MS (Platais et al. 2003). The fraction of contact binaries, therefore, relative to the number of stars in this range is about 0.6%. For old clusters the ratio of merged binaries to contact systems will be about the ratio of lifetimes in the BS phase to that in the contact phase. As can be seen from Figure 13, we predict the fraction of mergers somewhere between 4% and 5%. This will set an upper limit on the timescale of the contact phase to be somewhere between 12% and 15% of the lifetime of the merged product.

Once the stars merge, the product can be chemically homogenized or else the gradient in abundance caused by previous nuclear reactions can be preserved (i.e., the product has a helium-enriched core while the merger added essentially unprocessed material to the envelope). See Baily & Pinsonneault (1995); Lombardi et al. (1995, 1996) for detailed discussion of the internal structure of mergers.

The assumed nature of the merged product will affect the main sequence lifetime, with unmixed products having lower MS lifetime than mixed ones. As a result, the number of BS stars would be reduced if the mergers were fully mixed. For the case when the merged product is completely mixed, the subsequent lifetime in the BS phase τ_{BS} is approximately given by the MS lifetime of a star with mass $(m_1 + m_2)$, and a starting hydrogen abundance X that is determined by the prior nuclear evolution. For the unmixed case, the lifetime of the merger product is approximately

$$\tau_{\text{BS}} \approx \tau_{\text{MS}}(m_1 + m_2) \left(1 - \frac{\tau_{\text{MS}}(m_1)}{\tau_{\text{MS}}(m_2)} \right)$$

The factor in the brackets describes the maximum fraction of unprocessed hydrogen in the center of the secondary star.

3.4. Number of mergers

The properties of primordial binaries is specified by a distribution in (m_1, m_2, P) space. In order to calculate the number of mergers which would form in the age of a cluster by coalescence, we need to integrate this distribution over a region of parameter space specified by several inequalities:

1) The initial orbital period of a binary should not be higher than the largest period which would lead to the formation of a contact binary in the age of a cluster. It should also

be longer than the contact period for a binary of given masses. This condition is given by

$$P_{\text{contact}}(m_1, m_2) \leq P_{\text{init}} \leq P_{\text{max}}(\tau_{\text{cluster}}, m_1, m_2)$$

where P_{max} is calculated using equation 7.

2) For MS mergers, the primary must be on the main sequence when system reaches contact and merges. Therefore $m_1 \leq m_{\text{to}}(\tau_{\text{cluster}})$.

3) The finite age of the merged products should be taken into account. At the time of an observation τ_{cluster} the formed merger should still be on the main sequence. If the orbital decay time is too short, merger will go through all its main sequence evolution. In this case we will not see it as a BS. This is a lower limit on the initial period of binary star. It can be written as:

$$\tau_{\text{orbital}}(P_{\text{init}} \rightarrow P_{\text{contact}}) + \tau_{\text{product}} \geq \tau_{\text{cluster}}$$

from here:

$$\tau_{\text{orbital}}(P_{\text{init}} \rightarrow P_{\text{contact}}) \geq \tau_{\text{cluster}} - \tau_{\text{product}}$$

where P_{init} is initial period of binary.

4) For comparison of the predicted number of mergers with number of Blue Stragglers, a proper selection criteria should be invoked. We count only those mergers that closely suit the selection criteria used in particular sample. Different observers use different selection criteria and the selection criteria in our model must be modified accordingly. In particular we considered two possible selections.

One is a simple luminosity cut; a merger product should have a luminosity at least 0.5 magnitudes greater than the turn-off luminosity of a cluster. This criteria closely resembles the one used in studies of globular clusters (Piotto et al 2004 for example). Another selection is based on a color cut; the effective temperature of a product should be higher than that of the turn off, but a product is allowed to be subluminous than the turn-off by no more than 1 magnitude. Such a theoretical selection resembles the one used in the compilation of open cluster data by Ahumada & Lapasset (1995). The results of adopting these different selection criteria are discussed in section 5.1.1.

As an example, we consider the selection criteria: $(m_1 + m_2 \geq m_{\text{to}})$, where m_{to} is the turnoff mass. This simplified form of selection is analogous to the luminosity cut in the unevolved population. Then, a region in the parameter space (P, m_1, m_2) described above can be represented by a set of inequalities;

$$\begin{cases} m_2 \leq m_1 \leq m_{\text{to}}(\tau_{\text{cluster}}) \leq m_1 + m_2, \\ P_{\text{contact}}(m_1, m_2) \leq P_{\text{init}}, \\ \tau_{\text{cluster}} - \tau_{\text{MS}}(m_1 + m_2) \leq \tau_{\text{orbital}}(P_{\text{init}} \rightarrow P_{\text{contact}}) \leq \tau_{\text{cluster}}. \end{cases} \quad (8)$$

They define a bound region $\Omega(m_1, m_2, P_{\text{init}})$ as a function of cluster age. Systems within the allowed bounds are primordial binaries which would eventually decay, coalesce and form a merger in less than the given age but which also should still be on the main sequence. A slice of the three dimensional region along the plane $m_2 = 0.5$ for a 10 Gyr old cluster is shown on Figure 3. The shaded region is the intersection of this plane and the region defined by (8).

To find the number of mergers we can then integrate the distribution of primordial binaries over the region in three dimensional parameter space (P, m_1, m_2) defined by (8);

$$N_{\text{mergers}}(\tau_{\text{cluster}}) = \int_{\Omega(\tau_{\text{cluster}})} \xi_1(m_1)\xi_2(m_2)f(P)dm_1dm_2dP$$

We normalize it to the number of stars in the two brightest magnitudes of MS for a given age and compare to the observations of Ahumada & Lapasset (1995) or to the number of HB stars to compare our predictions with the fraction of BSs in globular clusters.

4. Observational data

In this section we summarize the observational data that we use. Open cluster data is considered in section 4.1, data on BSs in globular clusters and blue metal poor (BMP) field stars in the field are described in section 4.2, and subturnoff mergers in section 4.3.

4.1. Open clusters

Our goal is to see how different ingredients of the model will affect the predicted number of single BSs and sub turn-off mergers. To confront the predictions of our models with observations we have to bring both to the same denominator. From a theoretical perspective, we should use a selection function for defining BSs among mergers which closely resembles the one used to select observed BS candidates. From the observational side, only single BSs which are highly probable members of open clusters should be included as BS candidates.

For open clusters we use the catalog compiled by Ahumada & Lapasset (1995). This is the largest compilation of information on BSs in galactic open clusters to date, although the definition of BSs used is unusual and many candidates lack important information about binarity and cluster membership, reducing the quality of their database. They gathered information on 959 Blue Stragglers candidates in 390 open clusters of different ages. A Blue Straggler candidate in their paper is defined as a star which appears in a specified region

of the H-R diagram (illustrated in their Figure 1). Roughly this area is bounded by the ZAMS from the left, the turn-off color from the right, and the lowest point on the ZAMS that appears differentiated from the sequence of cluster stars from the bottom. The number of BS candidates is quantified as a ratio of the number of candidates to the number of main sequence stars in the two brightest magnitudes of the upper main sequence.

We need to understand the effects of observational selection both to estimate the level of contamination of the observed sample and to develop a theoretical selection criterion that closely resembles the observed sample for further comparison. We define a clean blue straggler sample as all single main sequence stars that are members of a cluster under consideration, and are in the specified area of H-R diagram. If a clean sample is defined this way, several other types of stars may appear as blue straggler candidates and contaminate the sample.

The main contamination source of this is the presence of non-members. The majority of blue straggler candidates selected by Ahumada & Lapasset (1995) are not confirmed to be cluster members: 567 stars have one indicator of cluster membership (radial velocity or proper motion) and only 161 stars have both indicators of membership. Background contamination will be most severe for older systems (where the turnoff of the cluster is in a more populated portion of the HR diagram) and in systems close to the Galactic plane. In addition, there is no spectroscopic study of the selected BS candidates in their sample and therefore binaries will contaminate the sample. This is particularly important in young clusters. Finally, either photometric errors or gaps in the CMD for intermediate-aged clusters can complicate the identification of candidates near the turnoff. Such would be the case of Pleiades, considered below.

To get some impression of how the effects described above affect BS selection we show CMDs for three clusters in Figure 4. These clusters were chosen to represent young, middle-age and old open clusters with modern CCD data and large BS candidate populations.

From Figure 4, the claimed BSs in a young open cluster such as NGC 2477 belong to an extension of the tip of the MS, close to the turn-off point. The main sequence is nearly vertical when the most common temperature indicator (B-V) is used. As a result, this area can be occupied either by binaries, or by turn-off MS stars. The degree of contamination of the sample in such systems is likely to be high.

An old open cluster such as Berkeley 49 has a well defined turn-off, and the area on the CMD occupied by BSs can not be contaminated by binaries. However, the CMD can be severely contaminated by non-members, as is clear from Figure 4. Most of the BS candidates in this cluster are probably field stars. The degree of field contamination, however, in such

systems will depend more on the position of the cluster in the sky, rather than its age.

The turn-off point of a middle-age cluster such as M67 is well defined. The contamination of the BS sample from turn-off stars is not as severe as in young clusters. In addition, BS candidates lie on the prolongation of MS, which is diagonal for such ages using B-V as a temperature index. Binaries, therefore, do not contribute to contamination as heavily either. However, there is a well-known gap near the turnoff that arises from the rapid phase of evolution associated with hydrogen core exhaustion. Care must be taken to properly define the turnoff to avoid tagging normal stars experiencing core hydrogen exhaustion as blue stragglers. Although this effect is modest in systems such as M67 (4 Gyr), it becomes more pronounced in younger open clusters, and is significant at ages of order 1 Gyr.

To quantify these effects we examined three well studied open clusters in the Ahumada & Lapasset (1995) sample: the Pleiades (age about 130 Myrs), Praesepe (age about 600 Myr), and M67 (age 4 Gyr). For the Pleiades and Praesepe we have extensive membership and binarity studies, while the blue straggler population of M67 has been well studied.

For the Pleiades, Ahumada & Lapasset (1995) counted 3 BS candidates with 35 stars in the 2 brightest magnitudes of the MS. All three stars turned out to be binaries. Due to gaps in the upper MS and the absence of giants it is difficult to determine the turn-off point of such young clusters; about half of the Pleiads in the upper MS are binaries.

For Praesepe they claimed 5 BSs with 30 stars in the 2 brightest magnitudes of the MS. Three of these 5 stars appear to be binaries, one is a normal MS star above the turnoff gap, and only 1 is a BS. We counted 35 stars in the 2 brightest magnitudes of the MS, 17 of which were binaries.

In M67, where the blue straggler population is the most secure, only a small fraction of BS candidates are single stars. This is important, because main sequence mergers will produce single blue stragglers, while interactions of evolved and main sequence stars will tend to leave white dwarf remnants and thus blue stragglers that are still binaries. Hurley et al. (2001) for example, who studied BSs in this cluster claim that only 8 of the 28 stars selected from the CMD as BS candidates are single stars and/or fast rotators. The rest are binaries or RS CVn stars (e.g., short period binaries that have not yet merged). Two points representing this cluster are shown on Figure 4. The filled square represents the actual number of single BSs, while the open one represents the number of BS candidates for this cluster in Ahumada & Lapasset (1995). As can be seen from the figure, while the open square is consistent with the general trend for the number of BSs as a function of age, the number of single stars (which is relevant for our models) falls close to the 2-sigma boundary of our prediction.

Unfortunately, it is impossible to do the same exercise on all of their clusters, as most of them do not have memberships and/or binarity studies. Given the discussion above, we choose to exclude systems younger than 300 Myr from our study, on the grounds that detecting blue stragglers in such systems is observationally complex and requires followup studies of the binarity of candidates that is usually not present. The most believable estimates for a number of BSs are obtained for clusters older than 3 Gyr, where the observational definition of the turnoff becomes unambiguous. The sample of BSs in many clusters is more prone to contamination by non-members, especially in systems close to the Galactic plane, which makes secure membership studies important. Even in the case of clusters, such as M67, in which the turn-off is well defined and it is easier to disentangle binaries and TO stars from bona fide blue stragglers, care must be taken when comparing main sequence merger models to the data. The majority of blue stragglers are not single stars. Careful spectroscopic study of selected BS candidates is thus essential for a rigorous test of the models. We therefore only included systems where membership had been confirmed with both radial velocities and proper motions.

4.2. Globular clusters and Galactic Halo

There have been numerous studies of BSs in globular clusters. For this paper we chose to use the Piotto et al. (2004) catalog. It contains about 3000 blue stragglers in 56 globular clusters and has been extracted from a homogeneous sample of CMDs obtained with the same instrument. The data is given as the normalized frequency of blue stragglers to either the number of red giant branch or horizontal branch (HB) stars. We used the latter in our comparison because the age of HB (and therefore the number of HB stars predicted) stars is not very sensitive to the assumed age and metallicity for the cluster. (Piotto et al. 2004) have corrected the BSs and HB star counts for completeness.

Based on this large sample they concluded that the measured frequency of BSs $\log(N_{BS}/N_{HB})$ lies between -1 and 0, with a couple of outliers at about 0.4. Surprisingly, these the two outliers are also two least luminous clusters in the sample; NGC 6717 and NGC 6338. As we will see below this high BSs population is similar to the fractional population of BMP stars in the galactic halo (Preston & Sneden 2000; Carney et al. 2001).

There is also a significant anti-correlation between the relative frequency of BSs in a cluster and its total absolute luminosity (and therefore mass). The brightest clusters are found to harbor the smallest percentage of BSs. However, there is still a large dispersion in $\log(N_{BS}/N_{HB})$ at fixed cluster luminosity.

A number of theoretical investigations have proposed that collisions could produce a significant number of BSs in globular clusters. However, Piotto et al. (2004) have found that there is no statistically significant correlation between (N_{BS}/N_{HB}) and the expected collision rate predicted from the dynamical properties of the clusters. In particular post core-collapse clusters that on average have higher central densities behave as normal clusters, without clear evidence for a global increase of $\log(N_{BS}/N_{HB})$.

Field star studies are more challenging and limited in number, but provide tantalizing clues about the impact of environment on BSs production. The population of halo blue metal poor (BMP) stars was studied by Preston & Sneden (2000). Some stars of their sample and additional BMP candidates were later investigated by Carney et al. (2001); Sneden, Preston, & Cowan (2003); Carney, Latham, & Laird (2005). BMP stars may be distinguished from normal halo counterparts in color/color or color/metallicity diagrams. In addition to blue colors, BMP stars were found to be different from normal halo populations in a few aspects.

There is a very high fraction of binaries with orbital period below 4000 days. Out of 62 stars in the Preston & Sneden (2000) sample, 42 are probable spectroscopic 1-line binaries, which gives a fraction of ≈ 0.68 . Carney et al. (2001) reanalyzed this sample and found 29 spectroscopic binaries corresponding to $\epsilon \approx 0.47$. In any case this fraction is much larger than that predicted by the Duquennoy & Mayor (1991) period distribution for normal field stars.

If the total binary fraction of the BMP stars was the typical solar neighborhood value of 0.5, the fraction of binaries with $P < 4000$ days would be $\epsilon \approx 0.15$ which is considerably lower than that measured for BMP stars. Post-MS mass transfer, however, would produce an excess of binaries of BSs formed by this mechanism were a significant component of the BMP population. This fact was used to argue that BS produced in binaries contributed to BMP sample considerably.

The average eccentricity of binaries in BMP sample is also low. In a small sample of BMP stars studied by Carney et al. (2001), 6 out of 10 stars were binaries with an average eccentricity $\langle e \rangle = 0.11$. This may serve as an additional argument for the model advocated in that paper, namely one where the majority of the BSs in this population form through accretion during the post-MS evolution of the primary.

Stellar abundances can also be used as a test for field BSs candidates. In the Carney et al. (2001) sample 5 out of 6 BMP stars found in binaries were Li deficient, and 1 out of 6 was in addition Be deficient. Both of these elements are fragile and might be depleted in mergers. In comparison, 2 out of 3 single BMP stars had normal lithium abundances. No data were presented on the lithium abundance of the last star, which was found to be in a

very long period binary. This suggests that mixing is important for binary BMP stars, but less so for the single stars.

We now proceed with the argument made by Preston & Sneden (2000) and calculate the fraction of BSs in the halo relative to the number of HB stars. BMP stars are speculated by the authors to be a mix of BSs and stars accreted from Galactic satellites such as the Carina dwarf spheroidal galaxy. Let n_{BMP} , n_{BS} , and n_A be space density of BMP stars, BSs, and accreted stars in the BMP sample respectively. Let also ϵ_{BMP} , ϵ_{BS} and ϵ_A be the binary fractions of those sub-samples. Then we have 2 equations; one for the total number of BMP stars and another for the number of binaries;

$$\begin{cases} n_{BMP} = n_{BS} + n_A \\ \epsilon_{BMP}n_{BMP} = \epsilon_{BS}n_{BS} + \epsilon_An_A \end{cases}$$

This system is resolved to

$$\frac{n_{BS}}{n_{BMP}} = \frac{(\epsilon_{BMP} - \epsilon_A)}{(\epsilon_{BS} - \epsilon_A)}$$

We now have one measured quantity ϵ_{BMP} and two assumed ones ϵ_{BS} and ϵ_A to derive the fraction of BSs in the BMP sample, and must also normalize them to the number of horizontal branch stars.

The uncertainty for the measured quantity is large (compare the Preston & Sneden (2000) estimate $\epsilon_{BMP} \approx 0.68$ with the value $\epsilon_{BMP} \approx 0.47$ if Carney et al. (2001) are correct). Preston & Sneden (2000) used $\epsilon_{BS} = 0.87$ and $\epsilon_A = 0.15$ which is consistent with the fraction of F and G disk binaries with orbital periods less than 4000 days. While the latter seems to be a reasonable estimate, the former needs refinement. The well-studied cluster M67 serves us as a useful reference point once again. Hurley et al. (2001) had 28 BS candidates. If we exclude the highly eccentric binary, a binary with a period greater than 4000 days, a triple system and two subgiants, we are left with 23 systems. Eight of them are single stars, 8 are spectroscopic binaries, and 7 are possibly RS CVn systems (a close binary with one star being a subgiant). Thus, we can put an upper limit on the BSs binary fraction to be $\epsilon_{BS} = 15/23 \approx 0.65$. Given these numbers, we recalculate the expected number of BS in the halo population relative to HB stars. The results are presented in Table 2.

We expect a comparable number of BSs formed through close binary mergers as by post-MS mass transfer events in low density environments (section 5). Given this possibility we need to account for possible single BSs in the BMP sample. We, therefore, include two populations of BSs: single stars and the ones found in binaries. We apply a binary fraction of 0 to the first type, and a binary fraction of 1 to the second type. The system of equations

then becomes;

$$\begin{cases} n_{BMP} = n_{BS,single} + n_{BS,binary} + n_A \\ \epsilon_{BMP} n_{BMP} = n_{BS,binary} + \epsilon_A n_A \end{cases}$$

This system now has the family of solutions;

$$\frac{n_{BS}}{n_{BMP}} = \frac{(\epsilon_{BMP} - \epsilon_A)}{\left(\frac{\mu}{\mu+1} - \epsilon_A\right)} \quad (9)$$

that depends on $\mu = (n_{BS,binary}/n_{BS,single})$.

Two families of solutions for two different assumed values of ϵ_{BMP} are shown on Figure 14. The two horizontal lines denote the fraction of binaries among BSs in cluster M67. The lower line corresponds to $\epsilon_{BS} = 0.87$ used by Preston & Sneden (2000) and the upper line to our estimate of $\epsilon_{BS} = 0.65$. The intersection of this line with the family of solutions equation (9) breaks the degeneracy between the fraction of BSs in the sample of BMP stars and the fraction of single stars in population of BSs. We can see from Figure 14 that the minimum fraction of BSs in the BMP sample must be about 40% to explain the number of binaries in the BMP sample. The intersection of upper horizontal line with dotted line (estimated BMP binary fraction of 0.5) gives us the solution that we consider realistic. It would imply that 73% of the BMP population are BSs with a binary fraction of 70% for the BSs.

4.3. Subturnoff Mergers

If the sum of the masses in a binary merger is below the turnoff mass, then the product will not be a blue straggler; such objects are more difficult to detect as a result. There are two potential observational diagnostics of such objects. Because of the strong mass-luminosity relationship a sub-turnoff merger will be significantly less chemically evolved than a single star of the same mass and age. In practice this is a difficult test to apply because the magnitude of the difference is a function of the initial mass ratio and the epoch where the merger occurred, which makes quantitative predictions of the number of detectable systems difficult. In addition, distinguishing such stars from nonmembers is not trivial.

The surface abundances of merger products may also differ from those of their unmerged counterparts, and this does provide a potential test of the population of such objects. The potentially observable species most likely to be affected are the light elements LiBeB, which are destroyed by proton capture reactions at relatively low stellar interiors temperatures (approximately 2.5, 3.5, and 5 million K respectively). Lithium abundances in stars are particularly important because lithium is a sensitive diagnostic of stellar mixing and the lithium abundance is relatively easy to measure. Severe lithium depletion is the norm in

most blue stragglers (Hobbs & Mathieu 1991) but not in all candidates (Ryan et al. 2001; Carney et al. 2001; Carney, Latham, & Laird 2005). Ryan et al. (2002) also found that in addition, the abundance of ${}^7\text{Li}$ in old metal-poor stars can be used to test the theory of Big Bang nucleosynthesis (e.g. Boesgaard & Steigman 1985). The relative surface abundances of ${}^{12}\text{C}$, ${}^{13}\text{C}$, and N could also be affected if matter in CN cycle nuclear equilibrium is mixed to the surface.

There is a substantial body of literature on stellar lithium depletion (see for example Pinsonneault 1997); here we summarize some of the main features relevant to using lithium depletion as a diagnostic of mergers. Lithium is destroyed in the outer convection zone of open cluster stars with effective temperatures below 5000K (Iben 1965), and there is an efficient mixing process that destroys LiBeB in mid-F stars with effective temperature between 6250 and 6750K (Boesgaard & Tripicco 1986; Boesgaard, Deliyannis, & Steinhauer 2005). Lithium is usually not observable in normal stars much hotter than 7000K because it is fully ionized. For open cluster stars with effective temperatures below 6200 K there is evidence for a slow mixing process occurring on the main sequence that can produce dispersion in lithium abundances among open cluster stars of the same effective temperature (e.g. Jones, Fischer, & Soderblom 1999).

The observational situation for halo stars is less chaotic. There is a well-defined lithium plateau originally discovered by Spite & Spite (1982). There is a lively debate in the literature about the possible existence of a small dispersion in lithium abundances among halo stars (Thorburn 1994; Ryan, Norris, & Beers 1999; Pinsonneault et al. 1999); however, any such dispersion is clearly much smaller than the one observed in the open cluster case. However, there is a small minority of stars that have upper limits well below the typical values for halo stars; 4% of the Thorburn (1994) hot halo star sample, for example, had upper limits more than an order of magnitude below the plateau. If a less stringent criterion of a factor of 5 is adopted, the fraction of highly lithium depleted stars is approximately 7% (Ryan et al. 2001, 2002). Ryan et al. (2002) found that 3 of the 4 highly lithium depleted stars that they observed had detectable rotation, in marked contrast to typical field stars. Although this result is strongly suggestive of an unusual history for these objects, some care must be taken in interpreting this as direct evidence that all highly lithium-depleted stars below the turnoff must be objects that have experienced mass transfer. The three rapid rotators lie very close to the field turnoff for their metallicity, and may in fact be bona fide blue stragglers. These three systems are also binaries with orbits consistent with mass transfer from an evolved companion.

Given the sheer complexity of the observational database, we therefore do not believe that lithium alone can serve as a diagnostic of the population of stellar mergers. A the-

oretical calculation of the frequency of such mergers, however, could aid in understanding the observed pattern; we therefore present calculations for the sub-turnoff merger fraction in section 5.

5. Results

Both MS and post-MS binary interactions can lead to mass transfer or even mergers and in the case when the final mass is greater than the TO mass of a cluster, a BSs can be produced. We begin by estimating the maximum number of mass exchanges that could be produced from mergers on the main sequence or mass transfer on the RGB or AGB. We find that the three channels have comparable efficiencies; a variety of factors combine to yield total populations significantly lower than the upper limits set by this process.

Binaries with small initial orbital period (below approximately 5 days) and sufficiently low masses (at least one of the components smaller than $1.2 M_{\odot}$) may spiral in to form a contact system in less than a Hubble time and eventually merge to form a single main sequence star. Although the orbital period phase space for main sequence mergers is relatively small, even stars well below the turnoff can merge; this increases their number relative to interactions that occur after the turnoff.

If binaries are sufficiently wide ($P \geq 5$ days) the timescale for orbital decay becomes too large for a main sequence merger. In this case mass transfer can occur only when the primary leaves the main sequence. If the separation between stars is relatively small ($a \leq 0.5$ AU) the primary will overflow its Roche lobe and accretion onto the secondary will occur on the red giant branch. Binaries which are even wider ($0.5 \text{ AU} \leq a \leq 3 \text{ AU}$), can also go through a similar accretion process when the primary is on the AGB (the red giant is not sufficiently large to overflow its Roche Lobe), or they can accrete a small amount of the substantial mass lost in the AGB wind phase. Mass transfer in such wider binaries has been studied by a number of investigators (e.g. de Kool 1990; Iben & Livio 1993). The picture of BMP stars provided by Preston & Sneden (2000) and Carney et al. (2001) would be consistent with accretion happening during the AGB phase of the primary. In this case we would expect BMP stars to be accompanied by CO white dwarfs which have mass $0.55 - 0.65 M_{\odot}$. Mass transfer in post-main sequence systems therefore involves a much wider range of orbital phase space than main sequence mergers, but a much more restricted range of primary masses.

Given the initial period distribution by the empirical law of Duquennoy & Mayor (1991), the fraction of binaries with periods shorter than 5 days is 11%. The fraction of binaries that

may experience mass transfer on the RGB (with assumed limiting separation of 0.5 AU) is 8.4% given the same initial distribution. Binaries with initial separation between about 0.5 AU and 3 AU will interact when the primary is on the AGB; their fraction is about 11%.

For a quantitative upper bound for these channels we chose an age of 4 Gyr, appropriate for an old open cluster. We estimate that about 18.4% of all binaries would have had a primary more massive than the current turn-off mass for a MS IMF. Conversely, about 81.6% had primaries less massive than the turn-off mass, and can potentially interact while both stars are on the main sequence. However, only about 7.6% of these systems will have a total binary mass higher than the turn-off mass.

The total fraction of binaries which experience mass transfer during the AGB phase of the primary is therefore about 2% of all binaries, while the total fraction of the binaries that may interact while both stars are on the main sequence and produce something more massive than the turn-off is about 0.8%. This order of magnitude calculation shows that both channels have comparable importance and may contribute to the production of BSs. It is worth noting that this would be an upper limit for both mechanisms. The finite lifetime of blue stragglers will reduce the number of BSs that survive to be observed at any given time. Accounting for finite lifetime effects will reduce the observed BSs population from both channels. In addition there are dynamical effects that could suppress post-MS mass transfer relative to MS mergers in some environments. Not all MS binaries that could merge will do so because of inefficient angular momentum loss for low mass binaries. The merger of the secondary and the core of the primary may not be possible if the initial binding energy is too low to expel the envelope of a giant, which can be important for post-MS interactions. We now discuss each of these effects in turn.

In cluster environment with a moderate collision rate, systems likely to interact during the post-MS are much wider binaries that have larger cross sections for dynamical interactions than systems likely to merge on the MS. So to a first approximation we may expect the reduction of efficiency of BS formation by post-MS interactions relative to the MS mergers in such environments. The rate of MS mergers could even get amplified because, as a result of dynamical interactions, tight binaries get tighter. Therefore more binaries with period less than 5 days may be produced, and such binaries could then merge on the MS.

For main sequence mergers the orbital decay time is a strong function of mass with modern angular momentum loss rates, in the sense that lower mass stars experience substantially lower torques than would be expected in a simple Skumanich (1972) braking law. For example, from Figure 2 the orbital period of a binary with primary and secondary masses of $0.6M_{\odot}$ and an initial period of 4 days will decay to only 3.5 days in 10 Gyrs. Such a system would not reach contact, coalesce and create a merger in a Hubble time. In general, orbital

decay for binaries with masses lower than $\approx 0.6M_{\odot}$ is very inefficient.

Binaries interact in the post-main sequence phase may form common envelope systems rather than simply transferring mass; furthermore, not all of the mass of the primary star will be donated to the secondary. A common-envelope phase occurs if the accretion is unstable (e.g., the Roche lobe shrinks faster than the star losing mass does); possible sources of instability are discussed in detail by Hjellming & Webbink (1987). The outcome of this phase may therefore (see de Kool & Ritter 1993) also be a secondary with a mass higher than its initial value, accompanied by a He white dwarf in the case of RGB accretion or a CO white dwarf in the case of AGB accretion. Some of these post common-envelope systems are the precursors of Cataclysmic Variables.

With these estimates in mind, we now turn to computing the rates of main sequence mergers and comparisons of the models to the data. We begin in section 5.1 with a summary of the model results and parameter variations. We compare our data to open clusters, globular clusters, and subturnoff mergers in section 5.2.

5.1. Model Properties and Parameter Variations

There are a substantial number of ingredients that enter even into the restricted problem that we are examining (main sequence mergers). Furthermore, many of the uncertainties are systematic in nature. We therefore begin with an analysis of the sensitivity of our model results to the theoretical selection criterion, and then examine the variations caused by changes in the physical model in the predicted frequency of blue stragglers. We conclude by estimating the resulting theoretical errors, which are typically about a factor of two.

We define a reference model using what we view as the most reasonable physical choices, and then follow with a discussion of the impact of changes in the ingredients. For the baseline model we used Miller & Scalo IMF for primaries and single stars. A flat IMF for secondaries was used. The binary fraction was assumed to be 0.5 and a saturated magnetic braking prescription with $m_{crit} = 1.2$ and $q_{lock} = 0.2$ was adopted. The product in our reference model was supposed to be mixed with ZAMS hydrogen abundance. A merger was counted if it was hotter than turn-off point of a cluster. All input parameters and their possible range are summarized in Table 1.

5.1.1. Selection Criteria

In order to test theoretical models we need to be able to define which mergers would be observed as BSs. Blue stragglers in different data sets are present under different selection criteria, which lead to different and sometimes controversial conclusions about their properties. In theory, the predicted number of mergers also depends on what we count as mergers. To understand how much this selection affects our results we ran model with three different selection rules that are relevant for the observational data sets that we are employing (Figure 6). The underlined model is the same in all panels and constitutes our standard case (section 5.1.5).

The dotted line denotes the case when all mergers brighter than the turnoff of a cluster are counted. Such a criterion is mathematically precise, but observationally problematic; there are numerous effects that can produce spurious candidates close to the turnoff (see section 3). The dashed line represents the case when we require that a merger product should be at least 0.5 magnitudes brighter than turn-off to be counted as a BS. This is similar to the selection criteria used in globular cluster studies (Ferraro et al. 2003, for example). The solid line is the case when a merger product is defined as any object that is hotter than the turn-off and brighter than one magnitude below the turn-off. This is chosen to reproduce the selection used by Ahumada & Lapasset (1995) and is used to compare our models with their open cluster data. It will be shown that differences provided by the changes in the input theoretical parameters of the model are considerably milder than the changes in the predicted number of BSs associated with the selection criteria itself.

5.1.2. Uncertainties in the Merger Process

It is straightforward to compute the timescale for binaries to reach contact given the binary masses, initial periods, and angular momentum loss rates. However, the outcome of the merger process is significantly more difficult to predict. One significant assumption, namely that the timescale of mergers is short compared to the others in the problem, is held fixed in all of our models. Given the complexity of the problem, we have chosen to study limiting cases about the degree of mixing in the final product.

In one class of models we assume that the product is fully mixed; the lifetime of the product will then depend on the degree of nuclear processing in the two components prior to the merger, but the blue straggler will begin anew with a high central hydrogen abundance. We refer to these as mixed models, and our limiting cases are unevolved (zero fuel assumed to have been consumed) and evolved (hydrogen consumption prior to the merger being

accounted for). Because the luminosity depends strongly on the helium abundance, however, the lifetime and luminosity of the merger will be a strong function of the prior history of the binary stars.

In the other class of models one star is accreted onto the other; the merger product will then begin its life with a large fraction of its fuel already burnt and will have a shorter lifetime. We refer to these as unmixed models. Our results are presented in Figure 6. The upper panel shows the distribution of hydrogen abundance among fully mixed mergers created at 1 and 8 Gyr. As can be seen from the histogram, most merger products will have hydrogen close to the unevolved value, with a tail extending approximately to $X = 0.66$. This simply reflects the strong main sequence mass-luminosity relationship. The tail corresponds to the limit of two turnoff stars nearing hydrogen core exhaustion.

We use a starting hydrogen abundance of $X = 0.66$ for our limiting case; for this purpose we ran a set of helium-rich models and calculated the main sequence lifetime as a function of initial hydrogen abundance. We then accounted for the higher luminosity and shorter lifetime of the product in our measurement of the predicted number of blue stragglers; the results are compared with our standard model in the bottom panel. If all merger products were fully evolved, we would expect small changes in the number of merger products for young systems and a reduction in their number of 0.25 dex at the oldest ages.

The histograms at the top, however, indicate that the true distribution is peaked at the higher (unevolved) level, and that only a minority of merger products would be expected to be evolved. As a result, the actual reduction in the predicted number of blue stragglers would be well below 0.25 dex, even in in older populations.

The difference between models with mixed and unmixed merged products is illustrated in the middle panel. Adopting the lower lifetime of unmixed models instead of the mixed models used in our standard model would lower the expected blue straggler fraction by about 0.2 dex, with a weak age dependence.

5.1.3. *Binary Fraction, Orbital Locking, and Mass Functions*

For our standard model, we have assumed a Miller-Scalo IMF for the primary stars in close binaries and a flat IMF for the relative primary and second masses. The impact of changes of the binary fraction and the orbital locking parameter are illustrated in Figure 8, while the impact of changes in the IMF are illustrated in Figure 9.

From Figure 8, the effect of change of the binary fraction or orbital locking parameter

within reasonable limits is rather mild. Changes in the assumed IMF for primaries have only a modest effect (0.16 dex deviation from the standard case at most) because the number of blue stragglers is compared to the number of stars on the upper main sequence, and the majority of mergers that are counted as BSs occur for primary masses close to the turnoff. In the case of a flat mass function for the secondary, the Salpeter IMF predicts more mergers, because the effect of the decrease in the number of MS stars in the upper main sequence (to which we normalize our results) is larger than the decrease in the number of binaries with efficient angular momentum loss (which extends further down the main sequence).

The choice of the distribution of secondary masses relative to the distribution of primary masses has a larger impact on the models, up to about 0.3 dex in young clusters; with much smaller effect (order of 0.1 dex) in old populations. Adoption of a Salpeter IMF suppressed the merger rate for two reasons. The secondaries are lower in mass and are less likely to donate sufficient mass to make a blue straggler. In addition, lower mass secondaries experience less efficient angular momentum loss, and the binary systems that contain them will have narrower range of initial periods of binaries that will merge.

5.1.4. *Magnetic braking*

The impact of choosing different magnetic braking prescriptions is shown in Figure 10. Saturation effects limit the rate of angular momentum loss in our standard model, resulting in a lack of mergers for young systems. The more efficient unsaturated braking mechanism leads to much more efficient production of mergers early on (at the factor of 5 level), and a corresponding decrease of up to 0.4 dex at older ages (because the systems in question have already merged and the product has left the main sequence).

We also incorporate the known absence of a magnetized wind for upper main sequence stars in our model; the exact mass threshold, however, is somewhat difficult to measure precisely. From Figure 10, an increase of the limiting mass at which stars experience braking from 1.2 to 1.4 solar masses increases the number of binaries which can spiral in towards contact, and also contributes to the production of mergers for systems with turnoff masses greater than 1.2 solar masses. This has little impact on the oldest systems, but could increase the predicted number of blue stragglers by up to 0.4 dex in the youngest systems. As we discuss further in section 5.2, the current data is much more consistent with a saturated braking law than with unsaturated, when only single BSs are considered.

5.1.5. *Standard model and theoretical error analysis*

To calculate the theoretical uncertainties we compared the models described in the previous section with our reference model and calculated the quadratic deviation. The parameters considered were the primary IMF, fraction of binaries, maximum mass of a MS star that experiences magnetic braking, type of merged product (mixed or unmixed) and the minimum mass ratio at which the secondary is tidally synchronized.

For all models a flat mass function for the secondary was used and we adopted a theoretical selection that resembles the ones used in Ahumada & Lapasset (1995). We did not include evolutionary status within mixed models for two reasons. First, the effect of this parameter is relatively small even for most evolved mergers; second, the number of very evolved mergers is not high as shown on the Figure 6. We decided to disregard unsaturated braking in calculating uncertainties, because this model is grossly inconsistent with spin-down studies of single stars. From Terndrup et al. (2000), the uncertainties in the empirical braking law are small enough (20% at the 1σ level) that they should not affect our results. We did not include model in which secondaries are represented by the same mass function as primaries, because we think that such an assumption for close binaries which contribute to merger production (with periods less than 5 days) is physically unmotivated.

In cases where the difference was systematic, we assumed that the difference between the models corresponded to an effective 2σ error. In our models this applies to the cases of the critical threshold for angular momentum loss q_{lock} and mixed compared with unmixed models. We treated binary fractions in the range $\epsilon = 0.3$ and $\epsilon = 0.7$ as plus and minus 1σ cases, as well as differences in the IMF between our standard MS IMF, the Salpeter IMF, and the M35 IMF respectively.

Our standard model with 2σ boundaries are illustrated in Figure 10 together with the data by Ahumada & Lapasset (1995). This data was corrected for the presence of BSs in binaries, and only highly probable members of open clusters were considered, as discussed in the next section. We also show the data for Praesepe (based on one star!) and M67 for all blue stragglers and the single blue stragglers alone. Once corrected for binarity and membership, the predictions of our model match the data very well, as described in more detail in the next section.

5.2. Comparison of model predictions with data

5.2.1. Open clusters

The total blue straggler fraction in the entire sample of open clusters claimed by Ahumada & Lapasset (1995) is substantially higher than our theoretical estimates. However, as discussed previously, the blue straggler fraction is reduced (and more reliably estimated) in the subset of systems with good information about membership. The total blue straggler fraction of this sample is at the high end of that (but within) the 2σ theoretical error range. However, there is no a priori reason to expect all blue stragglers will be produced from main sequence mergers. In particular, blue stragglers produced by post-MS mass transfer would still be binaries, while main sequence mergers would produce single blue stragglers. We should therefore really be comparing the theoretical predictions to the number of single blue stragglers.

In the most comprehensively studied cluster, M67, only 8/28 BSs are single. If we assume that this proportion is characteristic of all open clusters, then we should reduce the observed BSs fraction by this factor. In order to compare with the open cluster data we therefore proceed as follows. We included the data from the (Ahumada & Lapasset 1995) study that had good membership information (from both proper motions and radial velocities) and assumed that the fraction of single blue stragglers was the same in all clusters as in M67. We then divided all clusters into 3 equal in $\log(\text{age})$ bins, calculated the total number of single BSs and the total number of MS stars in the brightest 2 magnitudes.

The results are illustrated in Figure 11. The open circles represent the individual clusters and the solid points with one σ error bars indicate the average results for each bin. The solid line is the prediction of our base theoretical case, while the dashed lines represent the 2σ theoretical error ranges. The agreement between the number of single blue stragglers observed and the theoretical predictions is extremely good. We interpret this as evidence that approximately one third of the *bona fide* blue stragglers in open clusters are produced by the main sequence merger of primordial close binaries, with an uncertainty of 0.12-0.2 dex at the one σ level depending on the age of the cluster. In the next section we will address the question of whether this ratio depends on stellar environment.

We find this agreement encouraging, and also note that the age trends in the models are qualitatively reproduced in the data. We can also therefore examine the question of what constraints can be imposed on the theoretical model ingredients from the open cluster data set. In order to confidently use the data to discriminate between different classes of theoretical models, it would be helpful to determine whether the binary fraction of BSs in M67 is representative of the open cluster sample as a whole, or if it depends on the cluster

age or dynamical properties. In the discussion below we will proceed with the assumption that these differential effects are not present.

As can be seen from Figures 7-10, the sensitivity of our model to most of the theoretical ingredients is rather mild. From Figures 7-9, the degree of mixing in the merged product, IMF, and values of ϵ and q_{lock} within reasonable limits does not affect the prediction of our model much. However, there are some cases where the adoption of different theoretical assumptions would significantly degrade the agreement between observations and theory. In particular, adopting an unsaturated (Skumanich type) braking law (see Figure 10) both produces too many mergers for clusters younger than 1 Gyr and too few mergers for clusters older than about 5 Gyrs at a statistically significant level. There is a straightforward physical explanation for this behavior. Saturated and unsaturated loss laws differ only at relatively short orbital periods, and over a Hubble time sufficiently short period systems would be expected to merge for either. As a result the total number of mergers over a Hubble time is comparable, but the timescale for a merger to occur is longer in the unsaturated case. Unless there is a strongly age-dependent change in the binary fraction of BSs, we conclude that the unsaturated braking law is severely disfavored by the data. A more comprehensive study of the binarity of blue stragglers, especially in older populations, would permit more stringent tests of the angular momentum loss law in close binaries.

5.2.2. Globular clusters and halo field stars

Globular clusters provide another natural test of our models, and the sample of Piotto et al. (2004) is well-suited to provide a basis for comparison. Compared to the open cluster case, blue stragglers can be more easily disentangled from contaminants. The number of upper MS stars is not a good calibration point for globular clusters, however, because of crowding. As a result we adopt a different normalization for the theoretical calculations that has been widely used in globular cluster studies, namely the blue straggler population relative to the number of horizontal branch stars. We define a BS as an object merger more than 0.5 magnitudes brighter than the turnoff. This choice resembles the observational selection criteria used in globular clusters (Ferraro et al. 2003, for example).

The number of horizontal branch stars relative to turnoff stars is a straightforward function of the relative lifetimes of evolved stars in different phases. The lifetime of the HB phase is well-constrained because stars arrive on the HB with a narrow range of helium core masses. In our models the number of HB stars which are single is given by;

$$N_{HB} = \int_{m_{to}(\tau_{cluster}-\tau_{RGB})}^{m_{to}(\tau_{cluster}-\tau_{HB}-\tau_{RGB})} \xi(m)dm$$

where $\xi(m)$ is the mass function used for single stars, $m_{to}(\tau)$ is the turn-off mass corresponding to a given age τ , τ_{HB} is the lifetime of a star on horizontal branch, and $\tau_{RGB} = 1Gyr$ is taken as the lifetime on the red giant branch. The results that follow are not very sensitive to the adopted RGB lifetime. In order to get a sense of the impact of age effects we considered models with cluster ages between 8 and 12 Gyr with solar metallicity.

Intermediate-period binaries will experience interactions on the first ascent RGB, and we do not include stars in this category in our estimates of the HB population. Wide binaries (with orbital separations exceeding 1 AU) will avoid mass transfer and/or common envelope formation, and stars in wide binaries are thus able to evolve into HB phase.

For the lifetime of a star on the horizontal branch, we took results from Lee & Demarque (1990). Given the range of masses and composition, this lifetime ranges from 85 Myr to 115 Myr, we considered 3 models with τ_{HB} equal to 85 Myr, 100 Myr, 115 Myr.

The results are shown in Figure 11. Three curves denote models with different assumed HB lifetimes. The shaded region approximately corresponds to the frequency of BSs in globular clusters (Piotto et al. 2004). The prediction of our model traces the upper boundary of the shaded region. No strong correlation with age is expected in this age range, and there is no strong observational evidence for age-related variations in the blue straggler populations of globular clusters. Our predictions trace the upper boundary of BS frequency in globular clusters. This result is in striking contrast with the frequency of BMP stars in the galactic halo. The excess of observed BMP stars to predicted single blue stragglers is a factor of 4. Significantly, when the sample is restricted to exclude known blue straggler binaries the agreement between theory and observations is dramatically improved; the single blue halo field objects and the single M67 blue stragglers are a factor of 1.7 and about 1.3 greater than our predictions, consistent within the theoretical errors.

A synthesis of the observational data therefore permits the following working hypothesis. In sparse environments such as open clusters or the halo field, approximately 1/3 of the blue stragglers arise from main sequence mergers. The remaining systems come from mass transfer involving RGB and AGB stars. In the dense environments of globular clusters wide binaries are destroyed, and the predicted number of blue stragglers from main sequence mergers is consistent with the measured number of blue stragglers. In this picture we rely heavily on using the binary status of blue stragglers as a proxy for their channel of origin; single stars are ascribed to main sequence mergers while binary stars are ascribed to mass transfer on the RGB or AGB. There are two general predictions from such models. Blue stragglers in globular clusters should be primarily single stars, and the majority of claimed open cluster BS candidates in the Ahumada & Lapasset (1995) sample are either background contaminants or binary stars.

The preceding comment does not imply that dynamical production of blue stragglers in globular clusters does not occur. The peculiar bimodal radial distribution of blue stragglers in M3 (Guhathakurta et al. 1994) and 47 Tuc (Ferraro et al. 2004) provide clear evidence that there are two distinct mechanisms for formation. In the centers some are probably created by collisions, and in the outer layers by some other mechanism, which should become predominant when the collision rate is low (Mapelli et al. 2004).

Our investigation demonstrates that our model mechanism for mergers is able to produce a sufficient number of BSs even before collisions are accounted for; this implies that main sequence mergers of primordial short period binaries must be accounted for in studies of blue stragglers in globular clusters. Sophisticated dynamical models which take into account production of close binaries, destruction of wide binaries, evaporation of low mass stars and mass segregation will provide valuable insight into the relative roles of dynamical effects and binary mergers.

In our view it is likely that the net effect of dynamical processes is to lower the blue straggler fraction, and that the fraction of collision products in the BSs is likely to be modest. This is consistent with dynamical results presented for 47 Tuc, where approximately 10% of the BSs were estimated to have a collisional origin by Mapelli et al. (2004).

5.2.3. *Under TO mergers, possible connection with lithium depleted stars*

The bulk of our discussion has focused on merger products that can appear as blue stragglers. However, a significant fraction of main sequence mergers will produce objects that are below the cluster turnoff. We illustrate the age dependence of this phenomenon in Figure 12, where the fractional population of subturnoff merger products in half-magnitude bins is plotted as a function of bolometric magnitude for ages of 0.6, 4, and 12 Gyr. These can be roughly thought of as being representative of intermediate-aged open clusters (e.g. the Hyades), old open clusters (M67), and the halo field respectively. The average population in the 2 magnitudes below the turnoff increases gradually with age, from about 1.5 percent for the 0.6 Gyr sample to about 4 percent for the halo turnoff sample. In all cases this is less than the proportion of highly lithium depleted stars, implying that main sequence mass transfer cannot solely explain the presence of highly lithium depleted stars.

It should be noted that this is an upper limit; we have chosen the mass function that maximizes this population. An uncorrelated primary/secondary IMF would produce much lower mass merger products; a steeper than flat relative IMF would make more blue stragglers and fewer subturnoff mass products. It is difficult to provide any quantitative estimates

of lithium depletion in the AGB mass transfer scenario and compare it to the amount of depletion expected in MS mergers. The relative depletion of different light species (Li,Be,B) that burn at different temperatures should be investigated, as it could be used as the test of underlying cause of the anomalous abundances.

We, therefore, conclude that a background population at the few percent level should be accounted for in lithium studies, but that it would be desirable to establish the presence of a depletion pattern inconsistent with mild mixing before removing such objects from abundance study samples.

6. Summary and discussion

We have investigated one channel of the formation of single blue stragglers in low density stellar systems. It has long been known that the merger of close primordial binaries can be a plausible origin of Blue Stragglers. Early works on the subject (Vilhu 1982) and (Stepien 1995) demonstrated that even given the uncertainties associated with the modeling of such wind, this mechanism can explain the observed number of contact systems. Our major results both quantify the importance of main sequence mergers and clarify the role of environment in BSs production. We have also included calculations of the production rate for subturnoff merger products, which are an interesting and surprisingly numerous population.

The comparison of theory to observations is significantly complicated by how a BSs is observationally defined. In fact, we found that the predicted BSs fraction was affected more by the mapping of theory to observations than by changes in any of the parameters in the theoretical models. We conclude that to make quantitative predictions theoretical models must use a definition of a BSs as close to that used in observational studies as possible. This explains the differing normalizations that we used when studying different populations. It is nonetheless possible to define the ratio of predicted to observed systems in different environments, and we believe that differential changes in these ratios will be less sensitive to observational selection effects than the absolute number.

As it stands now, our model predicts about 1/3 of the number of BSs claimed by Ahumada & Lapasset (1995) for intermediate age clusters (1 - 5 Gyrs). This number corresponds well to the observed fraction of single blue stragglers in well studied populations (such as M67) and the inferred fraction of single stars in the BMP population of the Galactic halo. After taking into account only single BSs and correcting the data by the same binary fraction as observed among population of BSs in M67, the model reproduces the observed number of BSs in Open Clusters of single blue stragglers by Ahumada & Lapasset (1995) quite well.

The tendency for the BSs fraction to rise for medium aged clusters (0.5 - 3 Gyrs) and flatten for older ones (3-10 Gyrs) is seen in both the data and the prediction of our model. Data on binarity and membership of BSs in open clusters would permit more stringent tests of our model.

Based upon our theoretical error estimates, the overall uncertainty in the predicted number of mergers is at the factor of two level. The major ingredient not included in this error budget is the binary period distribution. If we had used the binary period distribution for old field stars, where short period binaries are relatively rare, we would have predicted a much lower binary fraction. However, because we used the period distribution in young clusters, the presence of a low period spike in the initial period distribution of close binaries produces a number of mergers close to the observed number of single Blue Stragglers in open clusters. Our models are consistent with the field star data because mergers remove primordial short period binaries. As a result the short period spike is absent in the theoretical models for older stars. We believe that this is consistent with the idea that the missing systems have undergone mergers. This conclusion is an indirect one, and it would be helpful to test it in other ways. The strong mass dependence of the merger timescale that is predicted by empirical models of stellar angular momentum loss may provide such an alternate test of the merger hypothesis.

In older models of magnetic braking lower mass stars in close binaries have comparable torques but much lower angular momenta than higher mass binary systems. As a result, there is a tendency for them to merge over comparable, or even shorter, timescales than higher mass binaries. However, the open cluster data for single stars requires a rapid decrease in the loss rate for decreased stellar mass. This implies that the fraction of short period binaries with masses below 0.6 solar mass should decline with age much more slowly than the comparable fraction for solar mass stars. If this can be confirmed it would be a strong piece of evidence that it is mergers that are responsible for the difference between the open cluster and field populations. The origin of this bimodal period distribution for binaries is a separate and interesting theoretical question, and for constructing predictive models of BSs populations its dependence on mass and composition should be investigated.

The predicted number of BSs as a function of age can also be used to test magnetic braking prescriptions. We find that an unsaturated magnetic braking prescription is inconsistent with the age trends in the data. The unsaturated prescription produces too many BSs at young ages; by the time old ages are reached the precursors have all been used up leading to a deficit in the number of mergers. When this happens, we should necessarily expect a decline in the number of expected BSs (as seen in Figure 10). The saturated braking law, on the other hand, does predict the correct shape and the number of BSs for all 3 bins. We

include a magnetized wind only for low mass stars; the data suggests that adopting a cutoff at the lower end of the plausible range ($1.2M_{\odot}$) is the best current choice. In our view the presence of BSs in young systems (less than 300 Myr) is unlikely to be a binary evolution effect; rotationally mixed models are more physically motivated than invoking a magnetized wind above the break in the Kraft curve.

Our model predicts that MS mergers can account for about 1/4 of Blue Metal Poor Population of stars observed in Galactic halo, albeit based on limited statistics. According to Preston & Sneden (2000) and Carney et al. (2001) the majority of these systems are members of binaries, and, therefore, were probably formed as a result of accretion from a giant on a main sequence star. If these systems are associated with BSs, then post-MS mass transfer accounts for about 3/4 of BMP population. Such systems should be members of relatively wide (separation of about AU) binaries. The rest - about 1/4 of BMP stars - should then be single or contact main sequence binaries, and are contributed by mechanism we are discussing. Our model looks consistent with the number of single BMP stars in galactic halo. However, better statistics and abundance studies would again be desirable.

Even though we realize that dynamical effects may be important for the formation of BSs in globular clusters, we compared our predictions with GC data by (Piotto et al. 2004). With appropriate selection criteria imposed on MS mergers, we found that they can account for all of the BSs, even in the most rich globular clusters. This MS merger rate is less sensitive to changes due to dynamical processes (collisions) in globular clusters than post-MS mass transfer because close binaries (with periods of 1-5 days) involved in MS mergers have a much lower cross sections for encounters than wide binaries, and statistically get tighter as a result of collisions, possibly even enhancing MS merger rate. Wide binaries (with periods of years) have larger cross sections (more encounters) and statistically get wider, this should decrease if not completely eliminate the production of BSs by mass transfer from evolved primaries. We find it extremely intriguing that the predictions of our model trace the upper boundary of number of BSs in globular clusters.

It looks possible that mergers of close binaries may be the primary source BSs in globular clusters. Detailed dynamical models are required to assess this possibility. Dynamical effects would modify the period distribution of the close binary population. The binaries located in the lower spike of period distribution will shift to lower periods, and therefore produce mergers early on in the lifetime of a cluster. Such mergers would finish their main sequence life, and would not be observed at the typical age of a globular cluster. This (together with mass segregation) might explain the peculiar radial distribution of BSs in M3 and 47 Tuc by suppressing BSs production at intermediate radii. In the outer regions where collisions are not so common, our mechanism should predict population of BSs relatively well. In this sense

our results are compatible with the dynamical study of BSs populations in 47 Tuc by Mapelli et al. (2004). They found that only about 10 % of the BSs in 47 Tuc came from collisions, and that the unusual radial distribution seen in that system could be explained by dynamical effects if there was a substantial source of BSs arising from primordial binaries. Dynamical studies of this type will be useful for understanding why peculiar bimodal distribution were found only in a couple of clusters, and how much direct collisions of single stars contribute to the production of BSs in the center. Our models are complementary, in the sense that we can provide a plausible theoretical estimate of the BSs production rate itself.

We found a predicted population of subturnoff mergers comparable to the ultra Li depleted population in halo field stars. MS mergers could therefore be important in high precision abundance studies. However, the predicted merger fraction is well below the observed data in open cluster systems. We believe that the best method for determining the contribution of mergers to MS abundance anomalies is to compute the predicted depletion patterns on a case-by-case basis and to compare directly with the data.

We want to conclude this paper by listing observations we consider important for future progress in this field. More data on BSs in open clusters would be especially useful to comparison with our model. In particular, the binarity of BSs may be the best observational diagnostic of their origin. If the binary fraction can be measured reliably as a function of age it may be possible to empirically infer the main sequence merger rate as a function of age, and therefore constrain the models much more tightly. The correspondence between our results for open clusters and BMP field stars is interesting, but it relies heavily on data obtained for a small sample. More generally, an empirical constrain of complete distribution function $f(m_1, m_2, P)$ in the period range of 1-10 days for binaries in young clusters would provide a valuable ingredient for theoretical modeling; in effect this would test the assumptions that we have made about the universality of this function. In particular, the difference between the primary star IMF and the primary to second star mass ratio is important for predicting which mergers will produce BSs and which ones will be subturnoff mergers. In addition to its implications for the problem that we are considering, such data could potentially constrain theories of star formation.

REFERENCES

- Abt, H. A. 1985, ApJ, 294, 103
- Abt, H. A., Willmarth, D. W. 2004, RMxAC, 21, 37
- Ahumada, J., & Lapasset, E. 1995, A&AS, 109, 375

- Andronov, N., & Pinsonneault, M. H. 2004, *ApJ*, 614, 326
- Bailyn, C. D. 1992, *ApJ*, 391, 298
- Bailyn, C. D. 1995, *ARA&A*, 33, 133
- Bailyn, C. D., & Pinsonneault, M. H. 1995, *ApJ*, 439, 705
- Barrado y Navascués, D., Stauffer, J. R., Bouvier, J., & Martín, E. L. 2001, *ApJ*, 546, 1006
- Binney, J., & Tremaine, S. 1987, *Galactic dynamics* (Princeton University Press)
- Boesgaard, A. M., & Steigman, G. 1985, *ARA&A*, 23, 319
- Boesgaard, A. M., & Tripicco, M. J. 1986, *ApJ*, 303, 724
- Boesgaard, A. M., Deliyannis, C. P., Steinhauer, A. 2005, *ApJ*, 621, 991
- Carney, B. W., Latham, D. W., Laird, J. B., Grant, C. E., & Morse, J. A. 2001, *AJ*, 122, 3419
- Carney, B. W., Latham, D. W., & Laird, J. B. 2005, *AJ*, 129, 466
- Davies, M. B. 1995, *MNRAS*, 276, 887
- Davies, M. B. 2002, *ASPC*, 265, 215
- Davies, M. B., & Benz, W. 1995, *MNRAS*, 276, 876
- Davies, M. B., Piotto, G., & de Angeli, F. 2004, *MNRAS*, 349, 129
- de Kool, M. 1990, *ApJ*, 358, 189
- de Kool, M., & Ritter, H. 1993, *A&A*, 267, 397
- de la Fuente Marcos, R. 1995 *A&A*, 301, 407
- Deliyannis, C. P., & Demarque, P. 1991, *ApJ*, 379, 216
- Duquennoy A., & Mayor M. 1991, *A&A*, 248, 485
- Durney, B. R., & Latour, J. 1978, *Geophys. Astrophys. Fluid Dynamics*, 9, 241
- Eggen, O. J., & Iben, I. Jr. 1989, *AJ*, 97, 431
- Ferraro, F. R., Fusi, Pecci, R., Cacciari, C. 1993, *AJ*, 06, 2324

- Ferraro, F. R., D'Amico, N., Possenti, A., Mignani, R. P., & Paltrinieri, B. 2001, *ApJ*, 561, 337
- Ferraro, F. R., Sills, A., Rood, R. T., Paltrinieri, B., & Buonanno, R. 2003, *ApJ*, 588, 464
- Ferraro, F. R., et al. 2004, *ApJ*, 603, 127
- Griffin, R.G., 1985, in *Interacting Binaries*, eds P. P. Eggleton, and J.E. Pringle, 1
- Guhathakurta, P., Yanny, B., Bahcall, J. N., & Schneider, D. P. 1994, *AJ*, 108, 1786
- Hjellming, M. S., Webbink, R. F. 1987, *ApJ*, 318, 794
- Hobbs, L. M., & Mathieu, R. D. 1991, *PASP*, 103, 431
- Hurley, J. R., Pols, O. R., Tout, C. A. 2000, *MNRAS*, 315, 543
- Hurley, J. R., Tout, C. A., Aarseth, S. J., & Pols, O. R. 2001, *MNRAS*, 323, 630
- Iben, I. Jr. 1965, *ApJ*, 141, 993
- Iben, I., & Livio, M. 1993, *PASP*, 105, 1373
- Jones, B.F., Fischer, D. & Soderblom, D.R. 1999 *AJ*, 117, 330
- Kaluzny, J., & Krzeminski, W. 1993, *MNRAS*, 264, 785
- Kaluzny, J., & Richtler, T. 1989, *AcA*, 39, 139
- Kafka, S., Honeycutt, R. K. 2003, *AJ*, 126, 276
- Kassis, M., Janes, K. A., Friel, E. D., & Phelps R. L. 1997, *AJ*, 113, 1723
- Keppens, R., MacGregor, K. B., & Charbonneau, P. 1995, *A&A*, 294, 469
- Kim, Sungsoo S.; Morris, Mark; Lee, Hyung Mok 1999, *ApJ*, 525, 228
- Krishnamurthi, A., Pinsonneault, M. H., Barnes, S., & Sofia, S. 1997, *ApJ*, 480, 303
- Landau, L., & Lifshitz E. M. 1962, *The Classical Theory of Fields* (2d. ed.; Oxford: Pergamon)
- Lapasset, E., & Ahumada, J. 1996, *A&A*, 314, 448
- Lee, Y. W., & Demarque, P., 1990, *ApJS*, 73, 709
- Lombardi, J. C., Jr., Rasio, F. A., Shapiro, S. L. 1995, *ApJ*, 445, 117

- Lombardi, J. C., Jr., Rasio, F. A.; Shapiro, S. L. 1996, *ApJ*, 468, 797
- Lombardi, J. C., Warren, J. S., Rasio, F. A., Sills, A., & Warren, A. R. 2002, *ApJ*, 568, 939
- Maeder, A. & Meynet, G. 2000, *ARAA*, 38, 143
- Mapelli, M., et al. 2004, *ApJ*, 605, 29
- Mateo, M., Harris, H. C., Nemec, J., & Olszewski, E. W. 1990, *AJ*, 100, 469
- Mazur, B., Kaluzny, J., & Krzeminski, W. 1999, *MNRAS*, 306, 727
- McCrea, W. H. 1964, *MNRAS*, 128, 147
- Mermilliod, J. C. 1982m *A&A*, 109, 37
- Miller, G. E., & Scalo, J. M. 1979, *ApJS*, 41, 513
- Mochmacki, S. W. 1981, *ApJ*, 245, 650
- Momany, Y. et. al., 2001, *A&A*, 379, 436
- Montgomery, K. A., Marschall, L. A., & Janes, K.A. 1993, *AJ*, 106, 181
- Moraux, E., Bouvier, J., Stauffer, J. R., & Cuillandre, J. C. 2003, *A&A*, 400, 891
- Paczynski, B. 1971, *ARA&A*, 9, 183
- Pinsonneault, M. H. 1997, *ARAA*, 35, 557
- Pinsonneault, M. H. 1997, *ARA&A*, 35, 557
- Pinsonneault, M. H., Walker, T. P., Steigman, G., & Narayanan, V. K. 1999, *ApJ*, 527, 180
- Piotto, G., et al. 2004, *ApJ*, 604, 109
- Platais, I., Kozhurina-Platais, V., Mathieu, R. D., Girard, T. M.; van Altena, W. F. 2003
AJ, 126, 2922
- Preston, G. W., & Sneden, C. 2000, *AJ*, 120, 1014
- Pryor, C., & Meylan, G. 1993, in *Structure and Dynamics of Globular Clusters*, eds. S. Djorgovski and I. King, *ASP Conf. Ser.* 50, 31
- Rucinski, S. M., Kaluzny, J., & Hilditch, R. W. 1996, *MNRAS*, 282, 705

- Ryan, S. G., Kajino, T., Beers, T. C., Suzuki, T. K., Romano, D., Matteucci, F., & Rosolankova, K. 2001, *ApJ*, 549, 55
- Ryan, S. G., Gregory, S. G., Kolb, U., Beers, T. C., & Kajino, T. 2002, *ApJ*, 571, 501
- Ryan, S. G., Beers, T. C., Kajino, T., & Rosolankova, K. 2001, *ApJ*, 547, 231
- Ryan, S. G., Norris, J. E., & Beers, T. C. 1999, *ApJ*, 523, 654
- Salpeter, E. E. 1955, *ApJ*, 121, 161
- Sandage, A. R. 1953, *ApJ*, 58, 61
- Sandquist, E. L. 2004, *MNRAS*, 347, 101
- Skumanich, A. 1972, *ApJ*, 171, 565
- Snedden, C., Preston, G. W., & Cowan, J. 2003, *ApJ*, 592, 504
- Spite, F., & Spite, M. 1982, *A&A*, 115, 357
- Stepien, K. 1995, *MNRAS*, 274, 1019
- Stryker, L. L. 1993, *PASP*, 105, 1081
- Terndrup, D., et al. 2000, *AJ*, 119, 1303
- Thompson, I. B., Kaluzny, J., Pych, W., & Krzeminski, W. 1999, *AJ*, 118, 462
- Thorburn, J. A. 1994, *ApJ*, 421, 318
- Thorburn, J. A., Hobbs, L. M., Deliyannis, C. P., & Pinsonneault, M. H. 1993, *ApJ*, 415, 150
- Van Den Berg, M. 2001, *A&A*, 375, 375
- Vant Veer, F. 1979, *A&A*, 80, 287
- Vilhu, O. 1982, *A&A*, 109, 17
- Weber, E.J. & Davis, L. 1967, *ApJ*, 148, 217
- Wolff, S. C., Heasley, J. N. 1987, *PASP*, 99, 957
- Yan, L., & Mateo, M. 1994, *AJ*, 108, 1810
- Zahn, J.-P. 1977, *A&A*, 57, 383

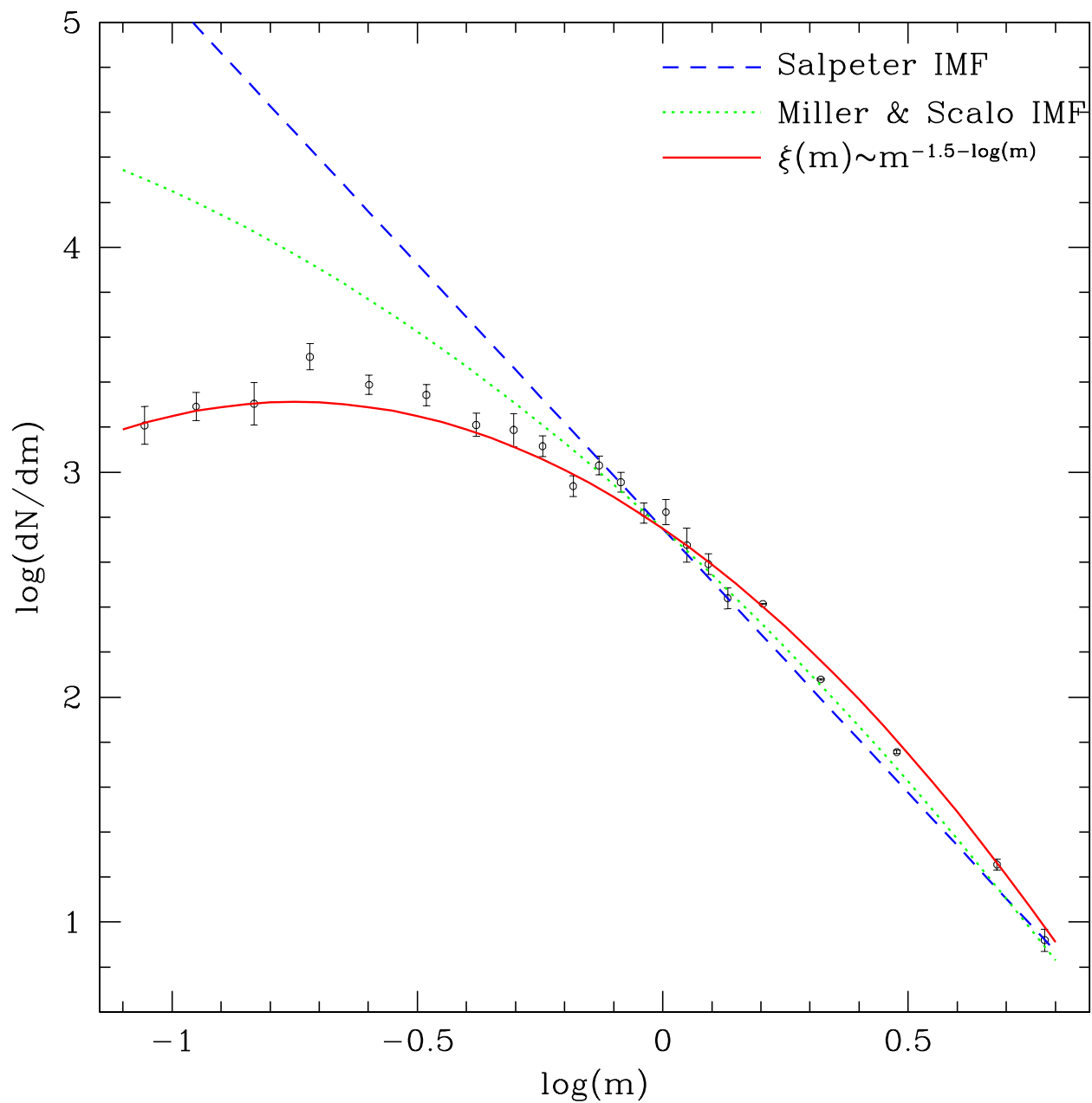


Fig. 1.— Mass functions used in the computation of merger rates. As described in the text, we used the Miller & Scalo (1979) function (dotted line) as a base case, but also explored the effect of using the Salpeter (1955) function (dashed lines) and a third function which approximates the mass distribution of stars in the open cluster M35 (solid line) as presented by Barrado, Stauffer, & Martín (2001); the data for M35 are shown as points with error bars.

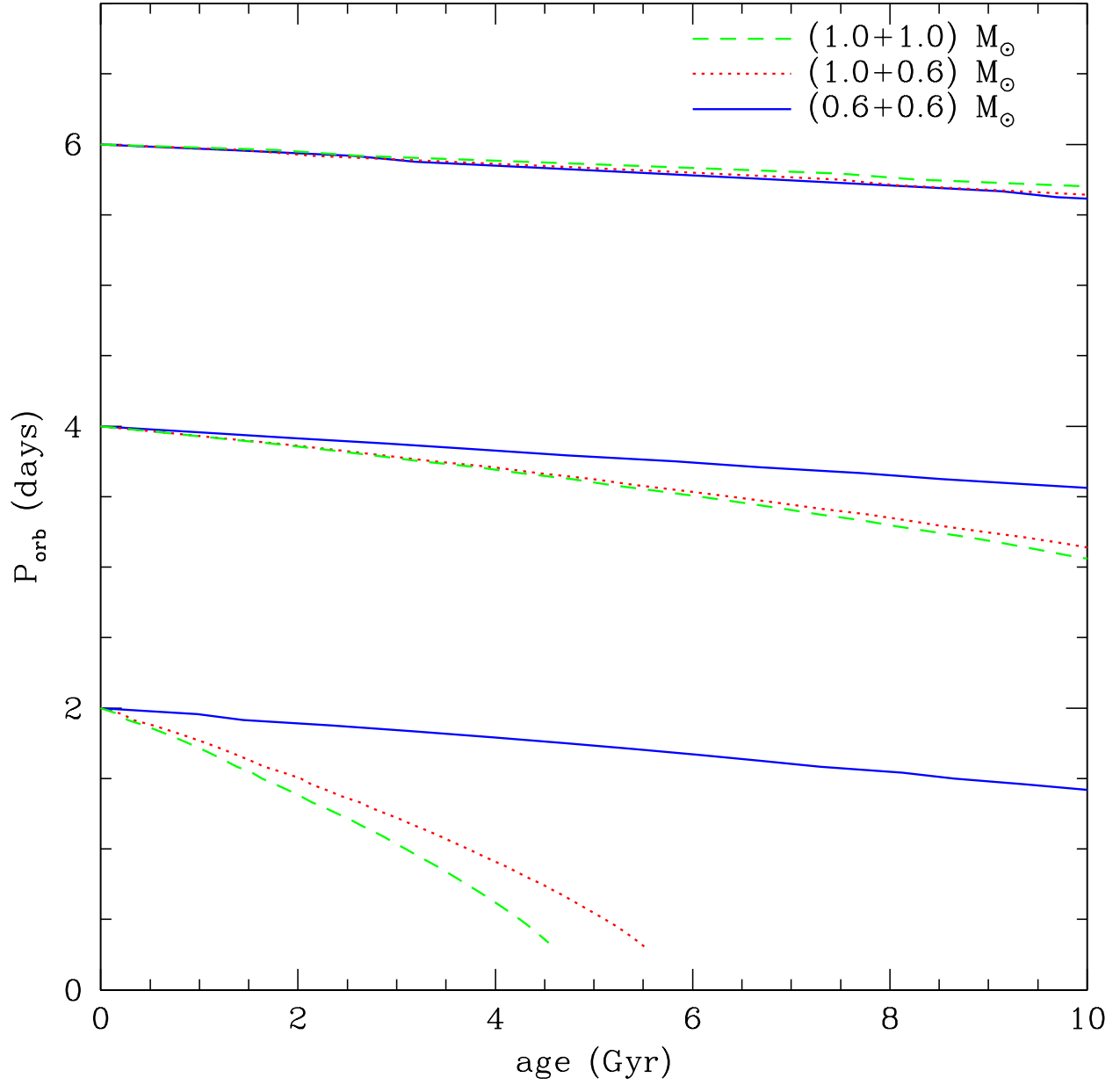


Fig. 2.— Orbital period as a function of age for three binaries with different masses; $(1 + 1)M_{\odot}$, $(1 + 0.6)M_{\odot}$, $(0.6 + 0.6)M_{\odot}$. Initial orbital period was chosen to be 2, 4, 6 days.

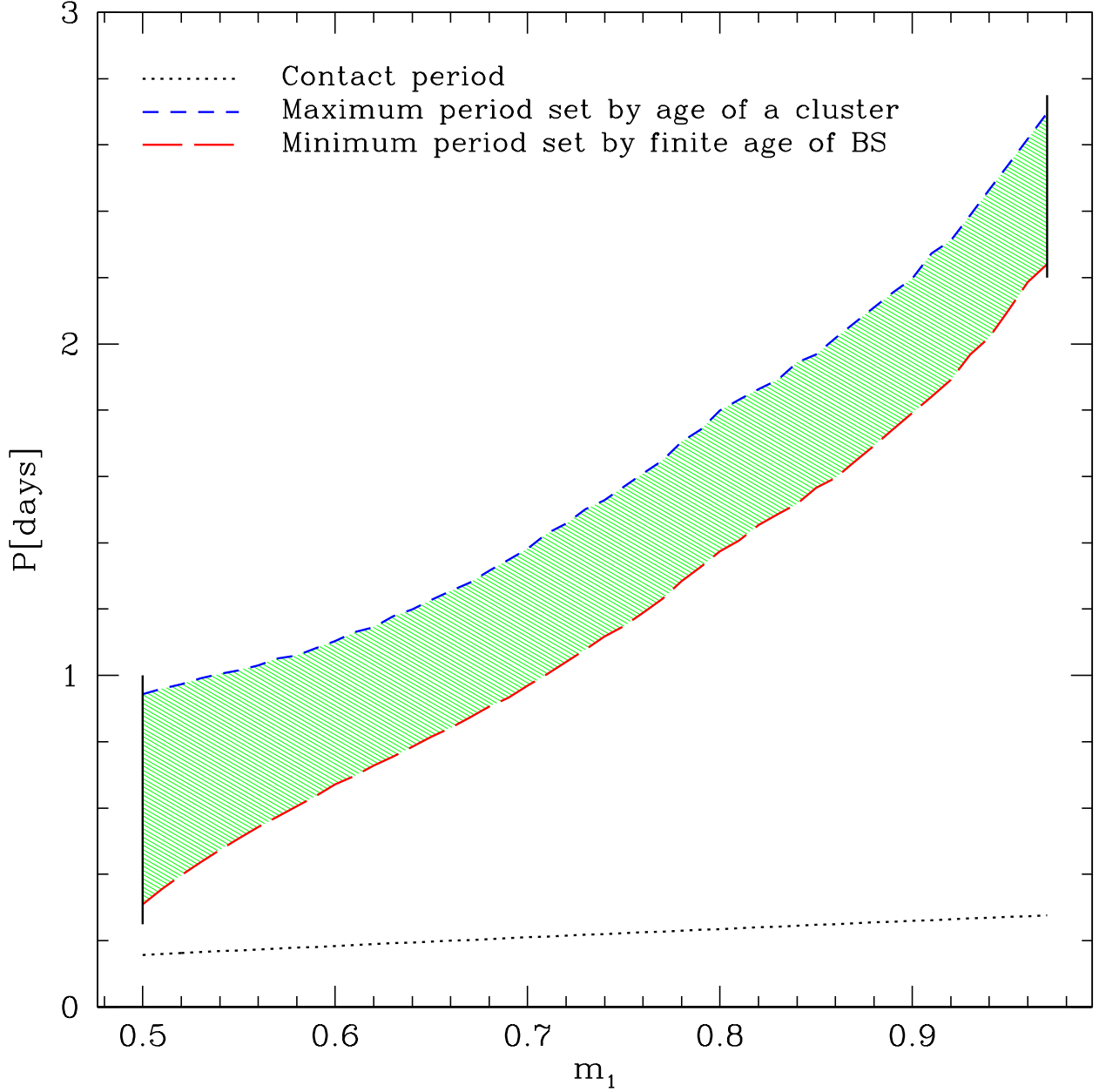


Fig. 3.— Intersection of a region in parameter space points of which correspond to primordial binaries that produce observable BSs for given age of a cluster and plane $m_2 = 0.5$. An age of a cluster for this plot was 10 Gyr. Different limitations are shown as a function of mass of the primary star. If the binary has an initial period below the shaded region, it will spin down too quick, and the merger product will end its main sequence lifetime before the time of observation. If, on the other hand, the initial period was above the shaded region, the binary will not be able to achieve contact at the age of the cluster. Two solid vertical lines denote the lower mass limit for the primary (more massive than secondary) and the upper mass limit (less massive than turn-off mass for cluster).

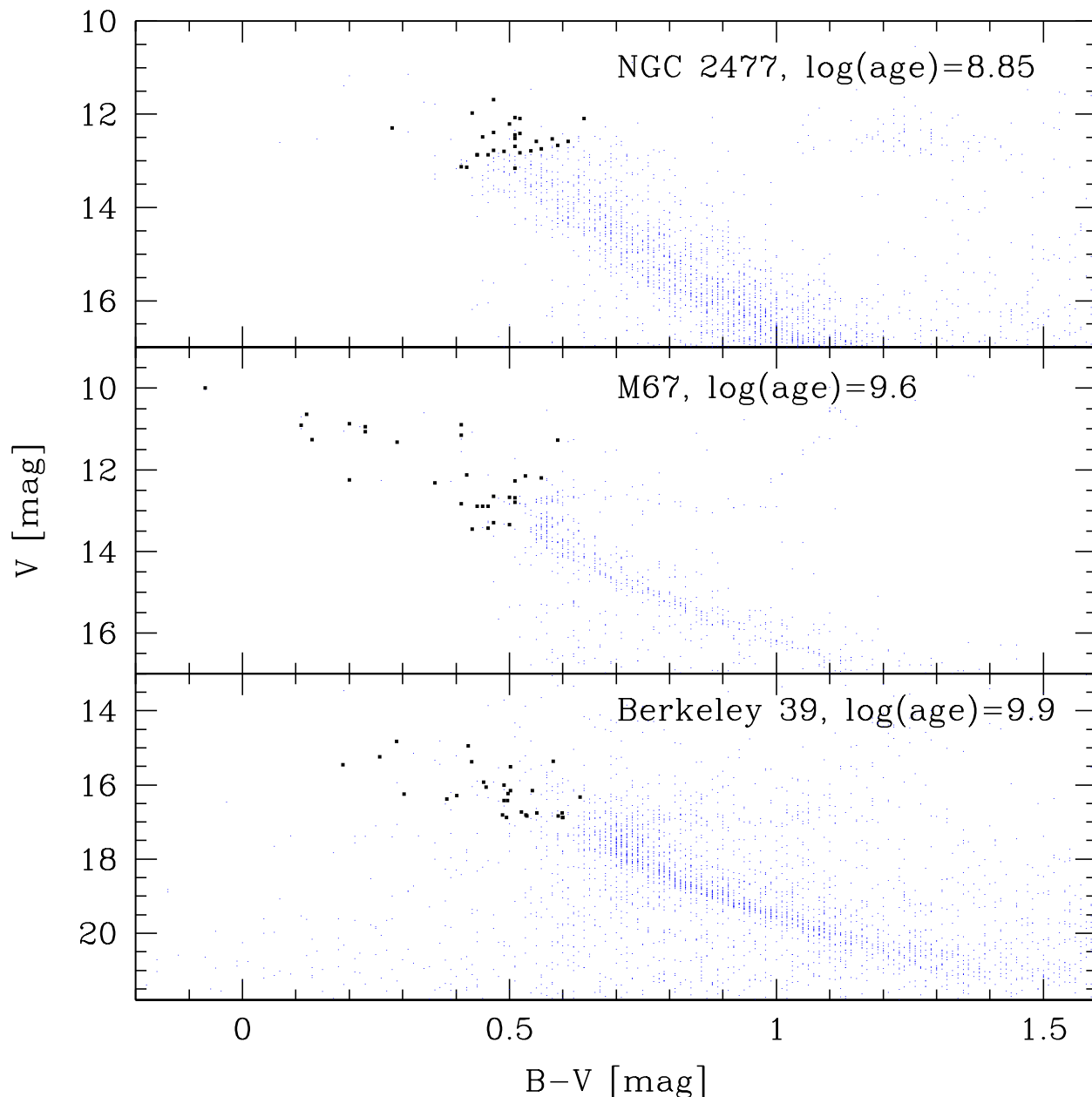


Fig. 4.— Upper panel: a CMD of the young open cluster NGC 2477 ($\log(\text{age}) \approx 8.85$) is shown on the top panel. CCD data is taken from Kassis, Janes, Friel & Phelps (1997). The claimed number of BSs is 28. Middle panel: a CMD of M67 ($\log(\text{age}) \approx 9.6$). CCD data is taken from Montgomery, Marschall & Janes (1993). The claimed number of BSs is 30. The actual number of BSs is 28, but only 8 of them are single stars (see Hurley et al. 2001) Lower panel: a CMD of the old open cluster Berkeley 39 ($\log(\text{age}) \approx 9.9$). It is claimed to have 25 BSs by Ahumada & Lapasset(1995). CCD data is taken from Kaluzny & Richtler (1989).

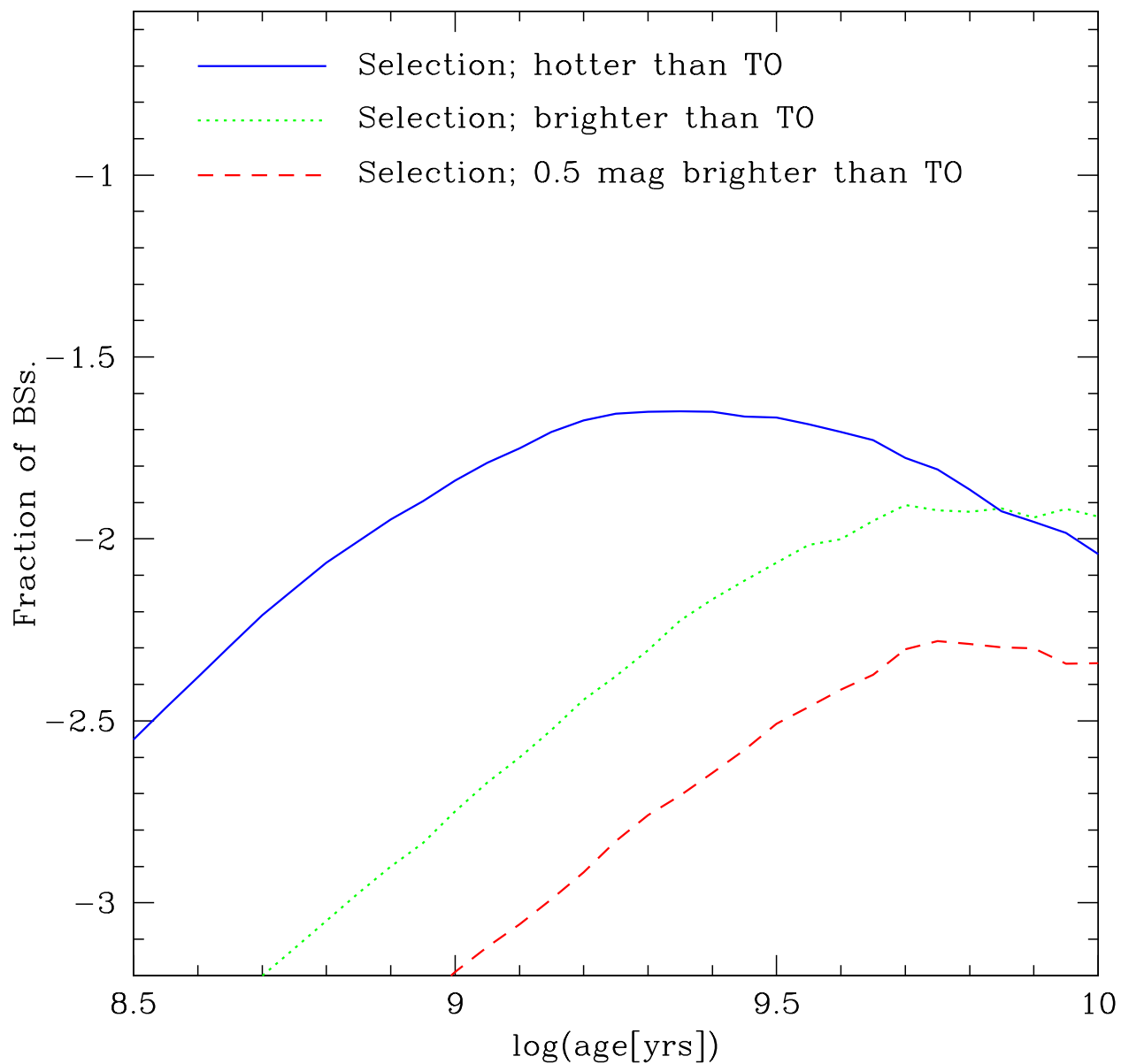


Fig. 5.— The predicted number of single blue stragglers when different selection rules are adopted. In all cases, the number of blue stragglers is normalized to the number of stars in the two brightest magnitudes of MS as function of age. The solid blue line represents the selection of mergers which are hotter than turn-off. Dashed and dotted line represent selection by luminosity of a merger. Mergers are required to be brighter than turn-off (dotted line) or brighter by at least 0.5 magnitudes than turn-off (dashed line).

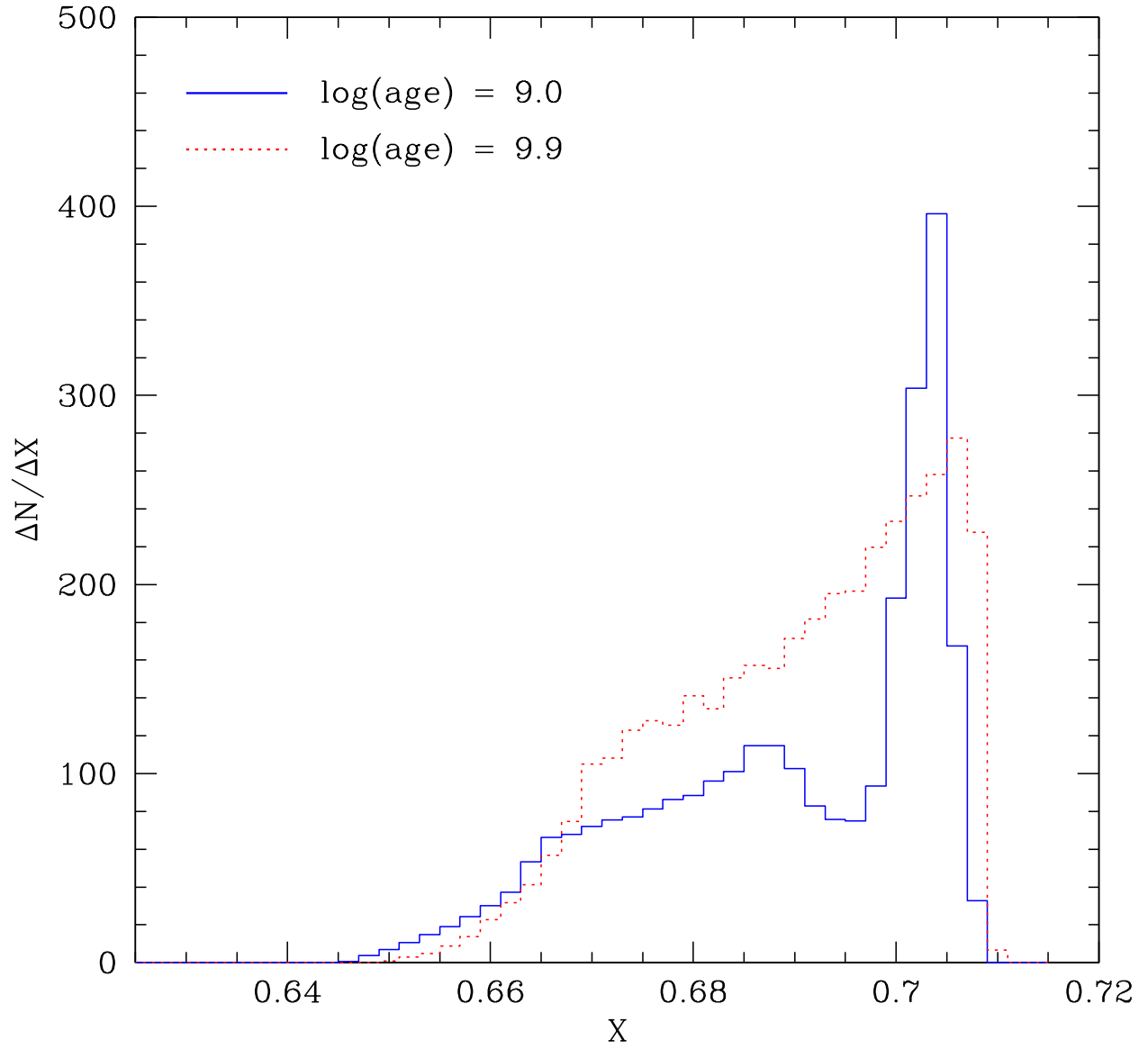


Fig. 6.— Distribution of hydrogen abundance among fully mixed mergers for 2 different ages of the stellar population. The purpose of this plot is to demonstrate that 0.65-0.66 is about lower hydrogen abundance of such objects.

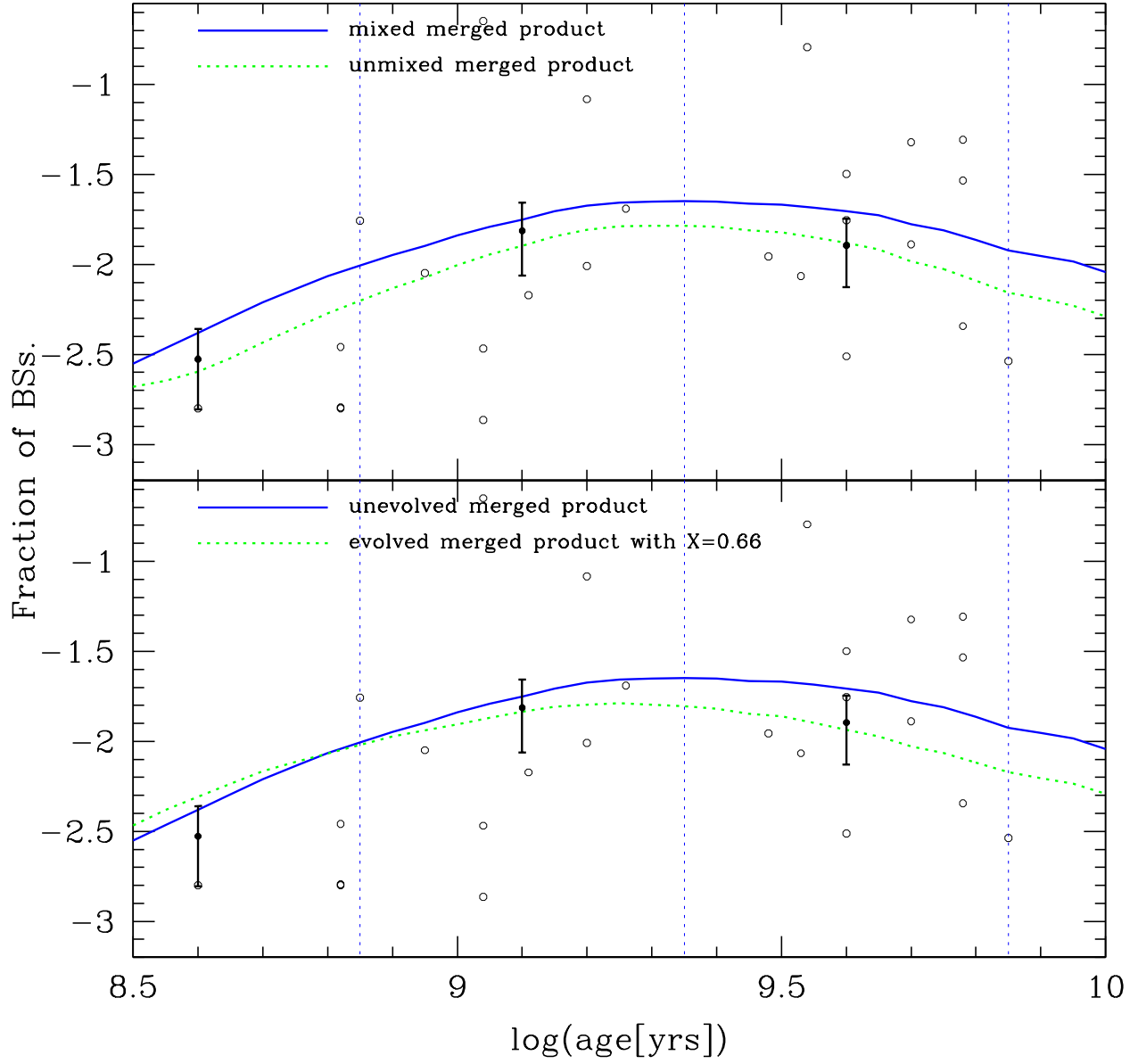


Fig. 7.— The predicted number of single blue stragglers normalized to the number of stars in the two brightest magnitudes of MS as function of age. Predictions of our model for mixed vs unmixed merger are shown on the upper panel, while evolved and unevolved are compared on the lower panel.

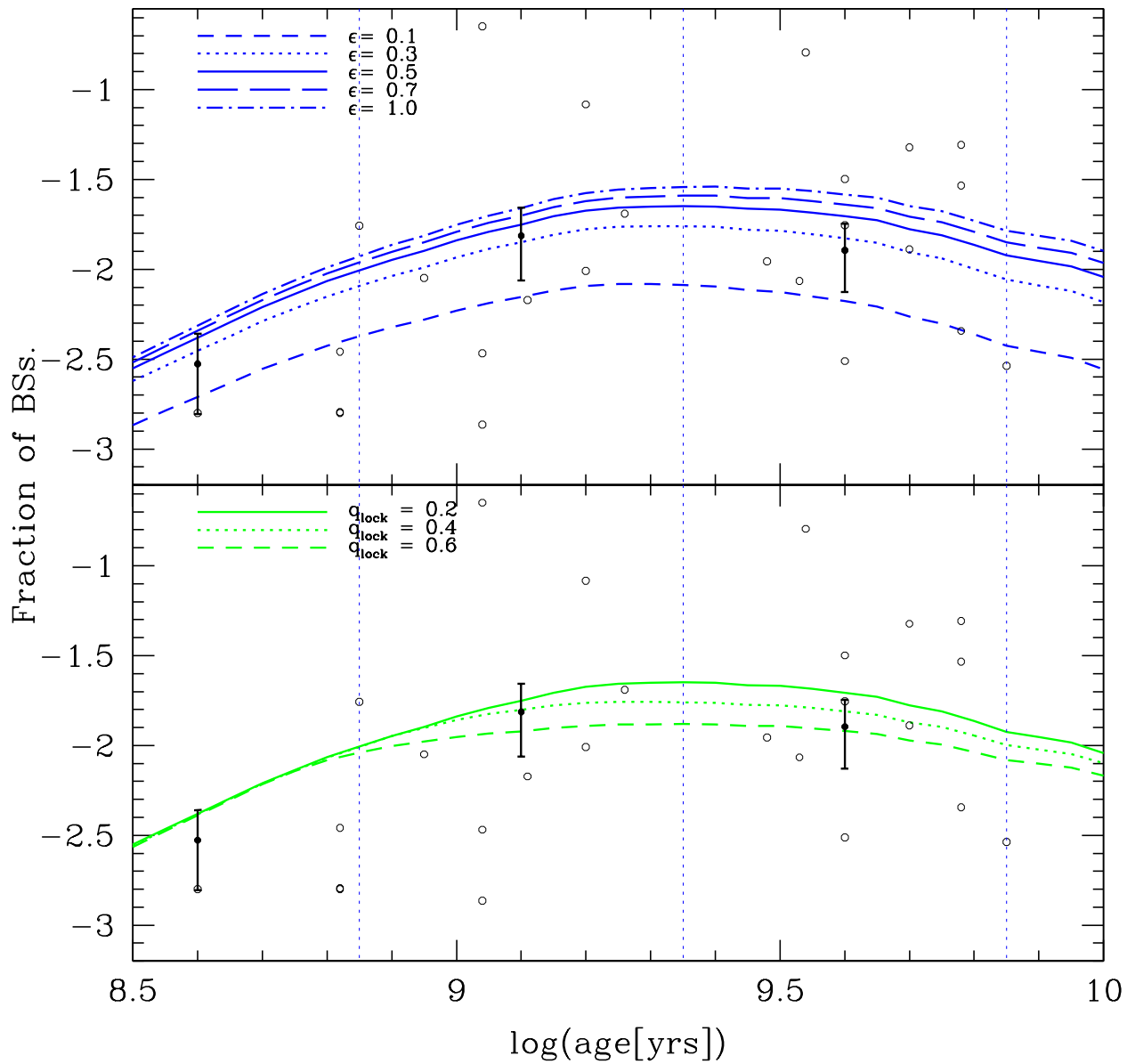


Fig. 8.— The predicted number of single blue stragglers normalized to the number of stars in the two brightest magnitudes of MS as a function of age. The upper panel shows the predictions of our model for different assumed binary fractions, while models with different parameter for tidal locking are compared in the lower panel.

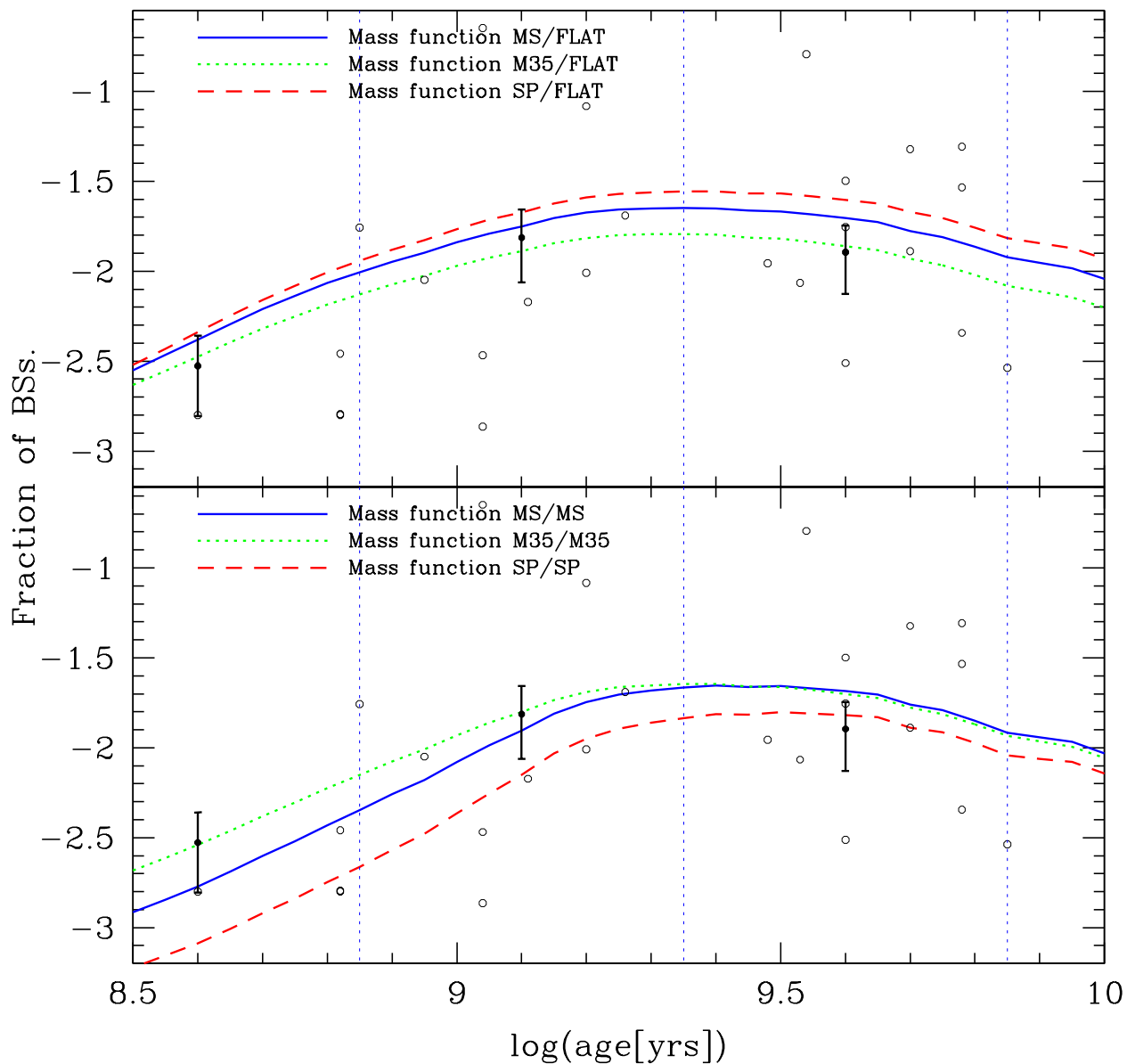


Fig. 9.— The predicted number of single blue stragglers normalized to the number of stars in the two brightest magnitudes of MS as function of age. Both panels show the predictions of our model for different assumed initial mass functions. On the upper panel mass function for secondary was assumed to be flat, while on the lower panel mass functions of primary and secondary are uncorrelated.

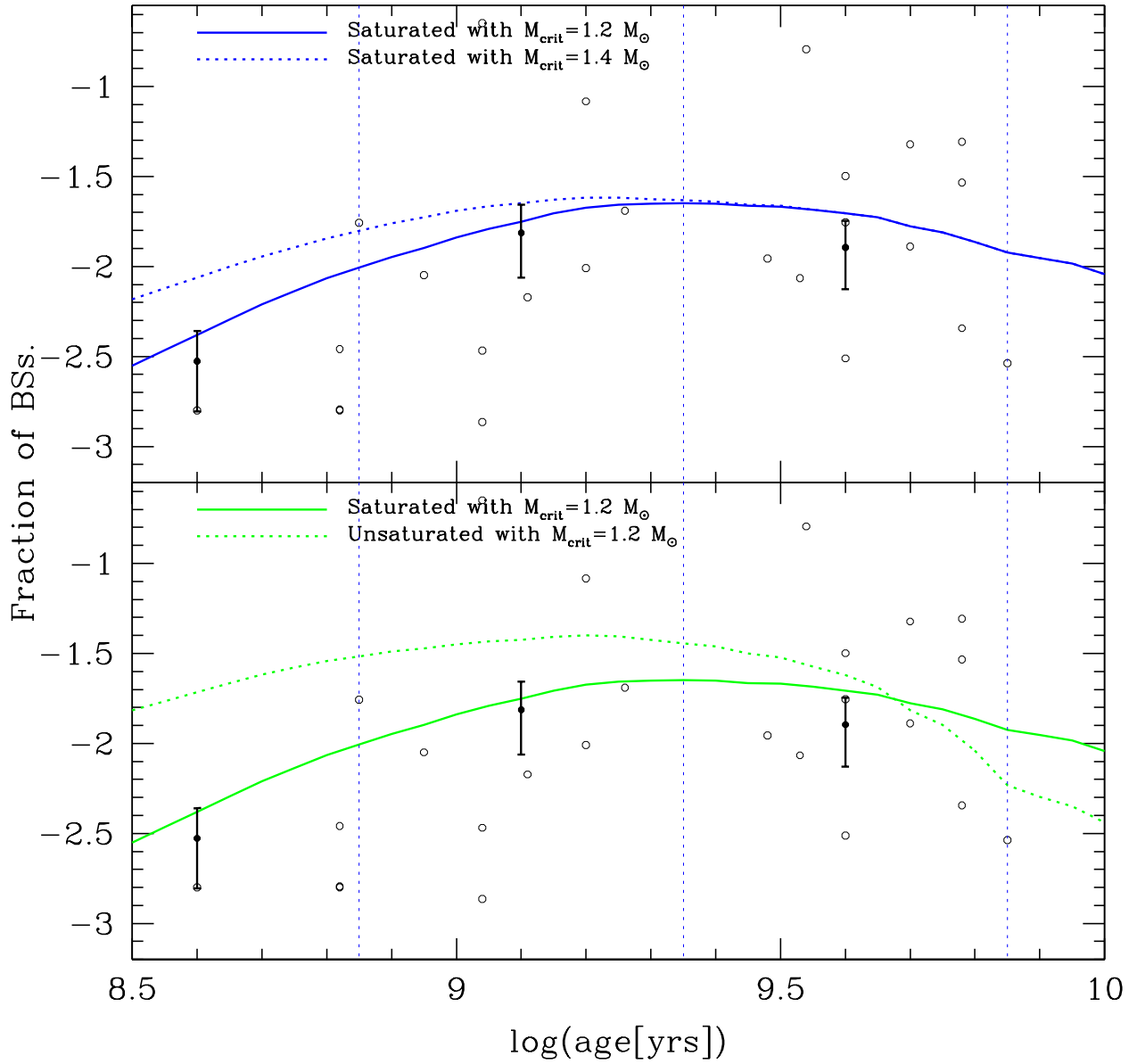


Fig. 10.— The predicted number of single blue stragglers normalized to the number of stars in the two brightest magnitudes of MS as function of age. Both panels show the predictions of our model for different assumed magnetic braking prescription. The lower panel demonstrates to the saturated prescription is obviously and unambiguously preferable than unsaturated one. The predictions of the model with the correct magnetic braking prescription but different mass limitations for stars experiencing magnetic braking are shown on the upper panel.

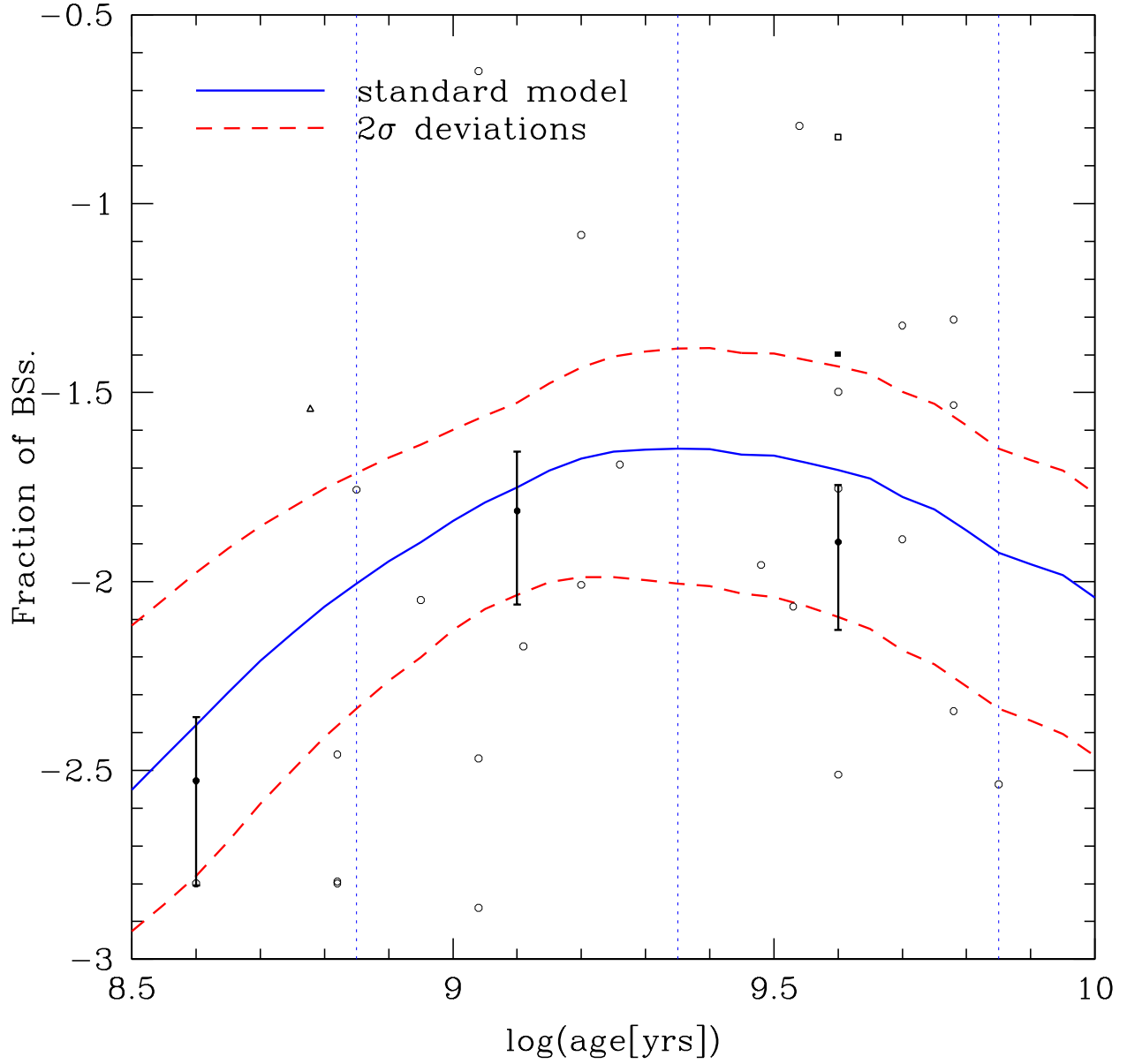


Fig. 11.— The number of single blue stragglers normalized to the number of stars in the two brightest magnitudes of MS as function of age. Our standard model is represented by the solid line, while 2-sigma theoretical deviations from standard are illustrated by dashed lines.

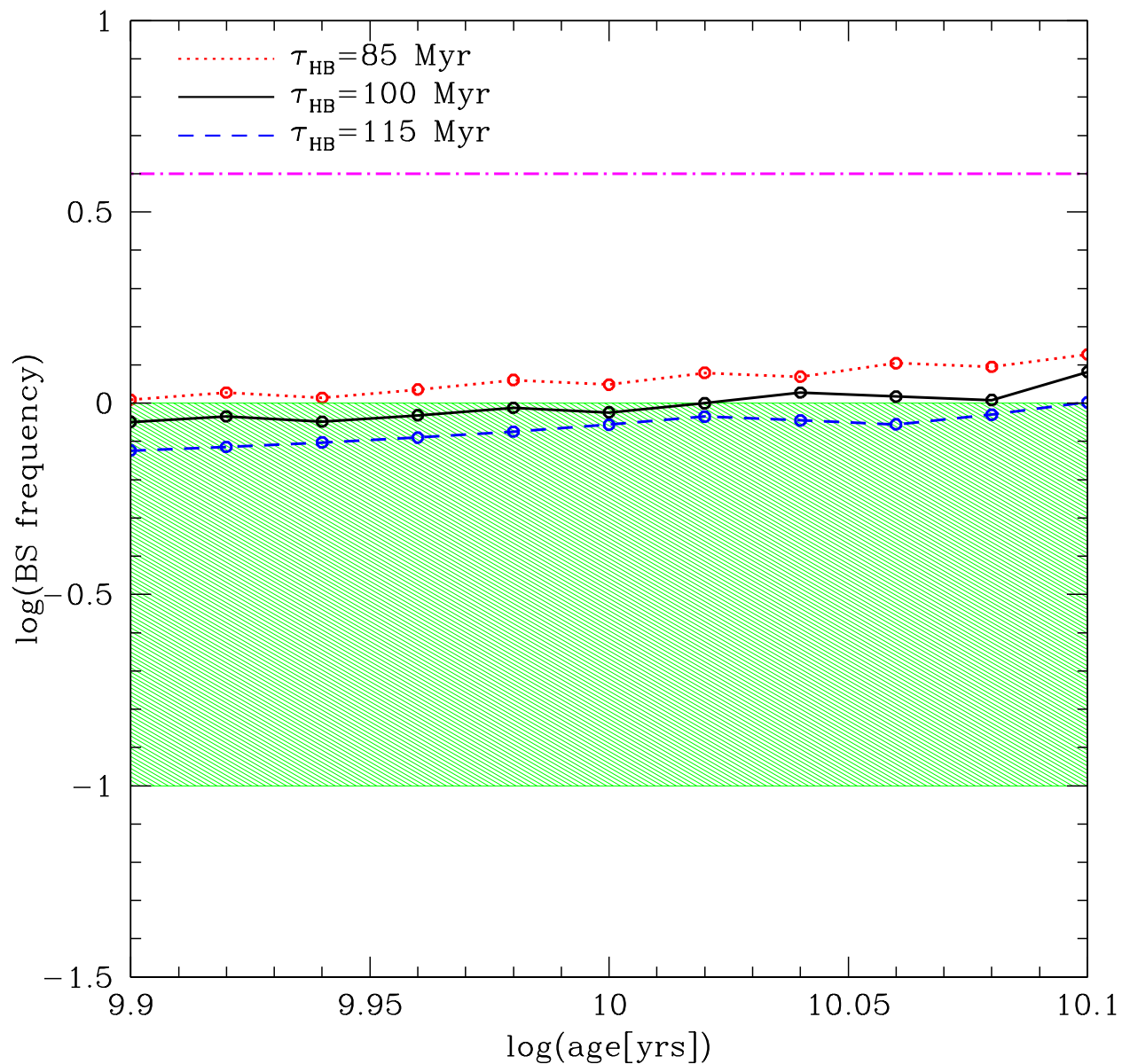


Fig. 12.— The predicted number of single blue stragglers normalized to the horizontal branch stars as function of age. The shaded region denotes the region where most globular clusters would be. The dot-dashed line is the approximate frequency of BMP objects in the galactic halo, while dashed, solid and dotted lines show the predictions of our model with different assumed age on horizontal branch of 85/100/115 Myrs.

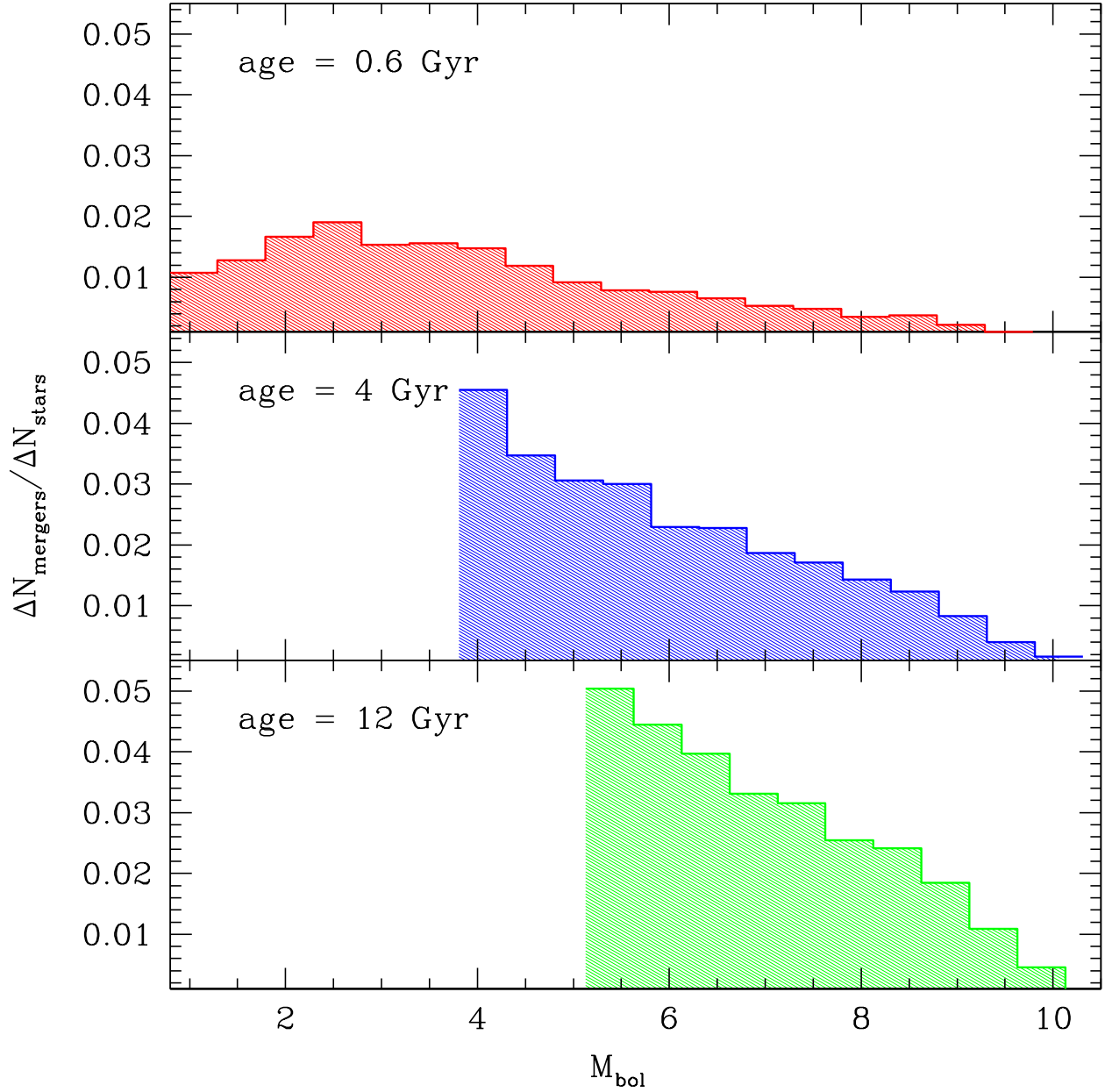


Fig. 13.— The predicted fraction of sub turn-off mergers relative to number of MS stars at given luminosity for three different ages of stellar population. These mergers probably contribute to lithium-depleted stars.

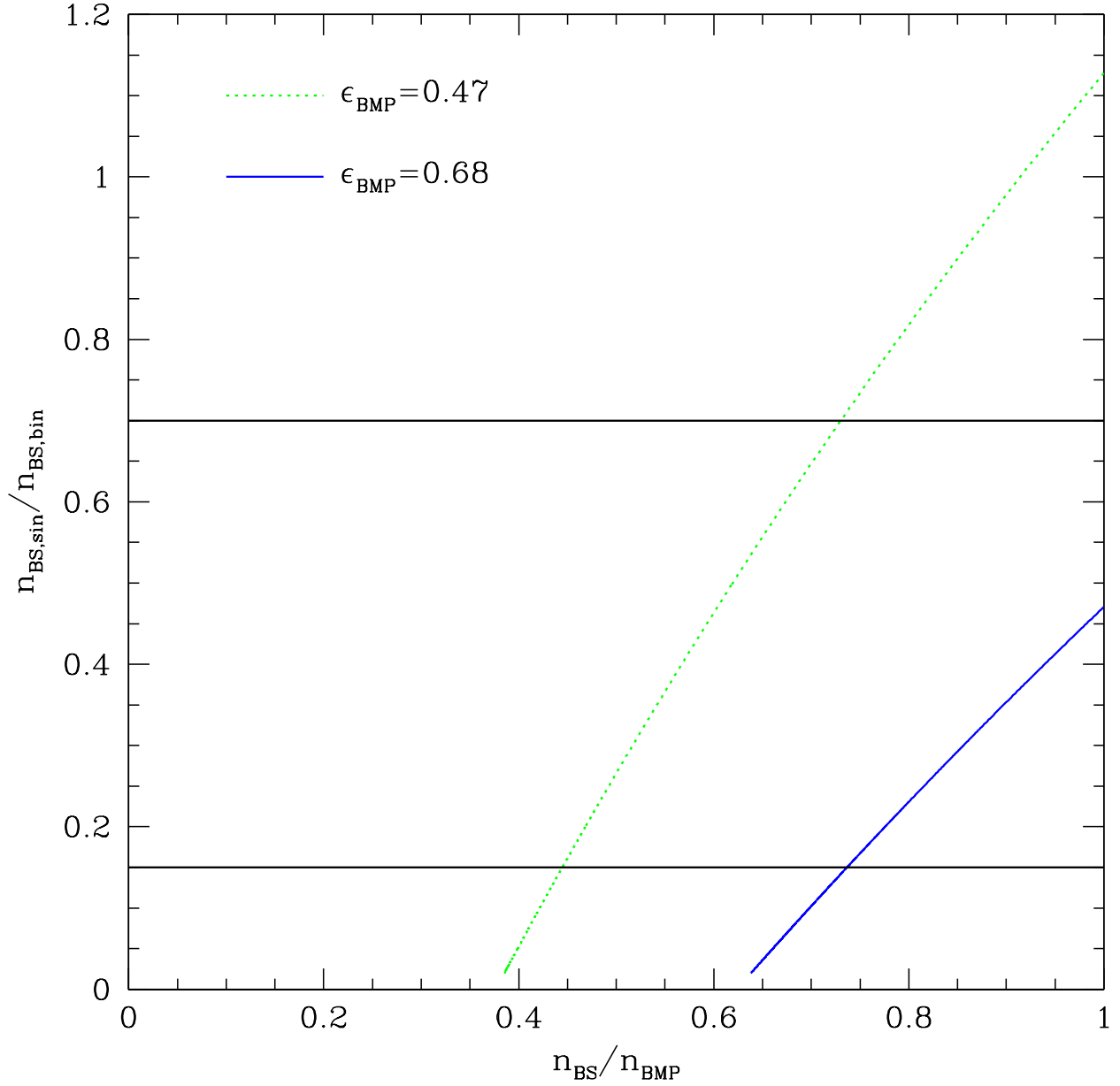


Fig. 14.— The relative number of single BSs to BSs found in binaries versus fraction of BSs in the BMP population. Curves show the solution for different assumed binary fractions of BMP population. This plot demonstrates our extended order of magnitude estimate done by Preston & Sneden.

Table 1. Parameters of the model

parameter	values	section
$f(P)$	Duquennoy & Mayor	3.1
ϵ	0.1 .. 0.6	3.1
$\xi(m_1)$	<i>SP</i> , <i>MS</i> , <i>M35</i>	3.1
$\xi(m_2)$	same as $\xi(m_1)$ or <i>const</i>	3.1
q_{lock}	0.1 .. 0.5	3.2.1
$\dot{J}_{MB}(m, \omega)$	<i>saturated</i> , <i>unsaturated</i>	3.2.2
M_{crit}	1.2 .. 1.4 M_{\odot}	3.2.2
<i>product type</i>	<i>mixed</i> , <i>unmixed</i>	3.3
τ_{cluster}	0.3 .. 12 Gyrs	4.1

Table 2. Parameters of the model

N	ϵ_{BMP}	ϵ_A	ϵ_{BS}	n_{BS}/n_{BMP}	n_{BS}/n_{HB}
1	0.60	0.15	0.87	0.63	4.0
2	0.47	0.15	0.87	0.44	2.8
3	0.60	0.15	0.65	0.90	5.7
4	0.47	0.15	0.65	0.64	4.1