

PROBING POST-NEWTONIAN GRAVITY NEAR THE GALACTIC BLACK HOLE WITH STELLAR DOPPLER MEASUREMENTS

SHAY ZUCKER¹, TAL ALEXANDER^{1,2}, STEFAN GILLESSEN³, FRANK EISENHAUER³ AND REINHARD GENZEL³

Draft version 18th October 2018

Abstract

Stars closely approaching the massive black hole in the center of the Galaxy provide a unique opportunity to probe post-Newtonian physics in a yet unexplored regime of celestial mechanics. Recent advances in infrared stellar spectroscopy allow the precise measurement of stellar Doppler shift curves and thereby the detection of β^2 post-Newtonian effects (gravitational redshift in the black hole's potential and the transverse Doppler shift). We formulate a detection procedure in terms of a simplified post-Newtonian parametrization. We then use simulations to show that these effects can be decisively detected with existing instruments after about a decade of observations. We find that neglecting these effects can lead to statistically significant systematic errors in the derived black hole mass and distance.

Subject headings: black hole physics — gravitation — relativity — techniques: radial velocities — Galaxy: center — infrared: stars

1. INTRODUCTION

General Relativity (GR) is the least tested theory of the four fundamental forces of nature. The $m \sim 3\text{--}4 \times 10^6 M_\odot$ massive black hole (MBH) in the Galactic center (GC) and the stars around it (Eisenhauer et al. 2005; Ghez et al. 2005) provide a unique laboratory for detecting post-Newtonian (PN) effects and for probing GR (for a review, see Alexander 2005). Long-term astrometric and spectroscopic monitoring of stars orbiting the MBH allow the derivation of their orbital elements. The stars are observed at periape distances as small as $r_p \lesssim 10^3 r_s$ ($r_s \equiv 2Gm/c^2$) with velocities as high as $\beta_p \sim \text{few} \times 0.01$ ($\beta \equiv v/c$). The relativistic parameter at periape, $\Upsilon \equiv r_s/r_p \gtrsim 10^{-3}$ is a few times higher than that on the surface of a white dwarf. This is an unexplored regime of celestial mechanics. For comparison, the high precision confirmation of GR predictions in the Hulse-Taylor binary pulsar (PSR 1913+16) was for masses of $\sim 1.4 M_\odot$ with $\beta_p \sim 0.003$ at $r_p \sim 2 \times 10^5 r_s$ (Taylor & Weisberg 1989). Note that although some accretion processes occur at $\Upsilon \gtrsim \mathcal{O}(0.1)$, the complex physics of accretion and its many uncertainties severely limit the usefulness of accretion emission as a probe of GR.

At present all the observed orbits can be adequately modeled in terms of Newtonian physics. With improved resolution, higher precision and a longer baseline, deviations from Keplerian orbits may be detectable. In this *Letter* we examine the future detectability of leading order (β^2) PN effects with *existing* instrumental capabilities. We show that such effects can be detected in the observed stellar Doppler shift curves (note that the Doppler shift is no longer equivalent to the radial velocity when PN effects are included).

The measurement of stellar proper motions and accelerations in the inner arcsecond (0.04 pc) of the GC (Eckart & Genzel 1996; Ghez et al. 1998) preceded by more than a decade the measurement of radial velocities for these stars

(Ghez et al. 2003; Eisenhauer et al. 2003a). Thus, most theoretical studies of the detectability of PN orbital effects focused on those that affect the proper motions, such as the periape shift (e.g. Rubilar & Eckart 2001; Weinberg et al. 2005). However, with the advent of adaptive-optics-assisted IR imaging spectroscopy (e.g. VLT/SINFONI; Eisenhauer et al. 2003b), it is now the observed Doppler shifts rather than the proper motions that provide the tightest constraints on deviations from Newtonian orbits. The current quality of stellar spectroscopy in the GC allows the determination of the Doppler shift, z , to within $\delta z \sim 25 \text{ km s}^{-1}/c$, or $\delta\lambda/\lambda \sim 10^{-4}$ (Eisenhauer et al. 2005).

The observed Doppler shift curve $z(t)$ can be expanded in terms of the 3D source velocity $\beta(t')$, where t' and t are the light emission and arrival times, respectively,

$$z = \Delta\lambda/\lambda = B_0 + B_1\beta + B_2\beta^2 + \mathcal{O}(\beta^3). \quad (1)$$

As shown in §2, two effects contribute to the 2nd-order term (Kopeikin & Ozernoy 1999), $B_2 = B_{2,t} + B_{2,g}$: the special relativistic transverse Doppler effect, with $B_{2,t} = 1/2$, and the GR gravitational redshift, with $B_{2,g} = 1/2$. It then follows that the 2nd-order PN effects are detectable with existing instruments, since $(B_{2,t} + B_{2,g})\beta_p^2 \sim 10^{-3} > \delta\lambda/\lambda \sim 10^{-4}$.

This *Letter* is organized as follows. In §2 we discuss the properties of the β^2 terms and the implications for their detectability. In §3 we demonstrate the detectability of these effects by simulated observations. We discuss our results in §4.

2. β^2 EFFECTS IN THE DOPPLER SHIFT

When $\Upsilon \ll 1$ the orbit is Keplerian to a good approximation and the orbital energy equation (the vis viva equation) is

$$\beta^2 \simeq r_s/r - r_s/2a, \quad (2)$$

where a is the orbital semi-major axis. For an eccentric orbit $r_p \ll a$ and so near periape $\Upsilon \sim \beta^2$. Two effects contribute to the β^2 term of the Doppler shift expansion (Eq. 1). One is the GR gravitational redshift,

$$z_g \equiv (1 - r_s/r)^{-1/2} - 1 \simeq r_s/2r, \quad (3)$$

which also contributes a constant to the 0th order term of the z -expansion, $z_g = r_s/4a + (1/2)\beta^2 = B_{0,g} + B_{2,g}\beta^2$ (Eq. 2).

arXiv:astro-ph/0509105v1 5 Sep 2005

Electronic address: shay.zucker@weizmann.ac.il, tal.alexander@weizmann.ac.il, ste@mpe.mpg.de, eisenhau@mpe.mpg.de, genzel@mpe.mpg.de

¹ Faculty of Physics, Weizmann Institute of Science, PO Box 26, Rehovot 76100, Israel

² The William Z. & Eda Bess Novick career development chair

³ Max-Planck-Institut für extraterrestrische Physik, Postfach 1312, Garching D-85741, Germany

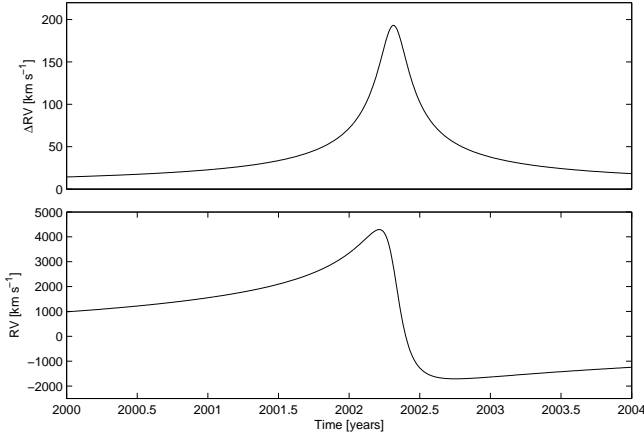


FIG. 1.— Bottom: the full relativistic radial velocity curve of S2 near periape. Top: the contribution of the post-Newtonian β^2 effects of gravitational redshift and transverse Doppler shift to the total.

The second is the full relativistic Doppler shift of a moving source seen by an observer at rest,

$$z_D \equiv (1 + \beta \cos \vartheta) / \sqrt{1 - \beta^2} - 1 \simeq \beta \cos \vartheta + \beta^2/2, \quad (4)$$

where ϑ is the angle between the velocity vector and the line of sight. The Newtonian Doppler shift, $z_r \equiv \beta \cos \vartheta = B_1 \beta$, is the 1st-order term in the z -expansion. The special-relativistic transverse Doppler effect, $z_t \equiv \beta^2/2 = B_{2,t} \beta^2$, contributes to the 2nd-order term in the z -expansion.

The light travel time from the star to the observer changes with the orbital phase in an inclined orbit. We include this effect, known as the Rømer delay, by relating the observed Doppler shift $z(t)$ to the actual velocity at emission $\beta \{t - [R_0 - r(t') \cos \psi(t')]/c\}$, ψ is the angle between \mathbf{r} and the line of sight and R_0 is the distance to the MBH. It is crucial to do so because the phase dependence of the light travel time also contributes to the 2nd order term (e.g. Alexander 2005).

The gravitational redshift and the transverse Doppler shift affect only the measured Doppler shifts, but not the astrometric proper motions. These are treated here as Newtonian, since astrometric PN effects are below the current astrometric precision. Figure 1 shows the 2nd-order PN effects that are predicted for the star S2, based on the orbital elements derived for it from a Newtonian fit to the data (Eisenhauer et al. 2005). As expected, the PN effects near periape are a few percents of the total measured Doppler shift, since for $z_t + z_g \ll 1$,

$$(z_t + z_g)/z \sim \beta_p^2/\beta_p \sim \beta_p. \quad (5)$$

Brumberg et al. (1975) studied the detectability of the gravitational redshift and transverse Doppler shift effects in binary pulsar timing data. They show that radial velocity data alone are not enough to detect these effects, since to leading order they can be absorbed in a purely Newtonian solution by very small modifications of the orbital elements K (radial velocity amplitude), ω (argument of the periape) and V_0 (the line-of-sight center-of-mass velocity). To break the degeneracy they suggest using the GR periape shift ($\dot{\omega} \neq 0$). While this may be feasible for a binary pulsar, where the orbital period is very short and the timing is extremely accurate, a different approach is required for the orbits around the Galactic MBH. In this context there are two possibilities to break the degeneracy. One is to use the astrometric data, which can constrain

both ω and K . Another is to use the fact that the stars all orbit a common center-of-mass and share the same V_0 . Thus, a combined solution of the astrometric and radial-velocity orbits for all the stars can break the degeneracy and reveal the 2nd-order PN effects.

Best-fit Newtonian orbital elements and their errors are usually obtained by a χ^2 fit of Newtonian orbits to the data. We extend this procedure by introducing a new parameter, X_2 , which quantifies the strength of the 2nd-order PN effects, so that the GR gravitational redshift term is parametrized as

$$z_g(X_2) = (1 - X_2 r_s/r)^{-1/2} - 1, \quad (6)$$

and the full relativistic Doppler term as

$$z_D(X_2) = (1 + \beta \cos \vartheta) / \sqrt{1 - X_2 \beta^2} - 1. \quad (7)$$

For Newtonian physics, $X_2 = 0$, whereas for PN GR, $X_2 = 1$. Values other than zero or one are also possible in principle and would indicate deviations from the predictions of both theories. The X_2 parametrization is chosen here for its simplicity, but is neither general nor unique. For example, it arbitrarily presupposes that deviations from GR (expressed by z_g) are related in a specific way to deviations from special relativity (expressed by z_D). If future data quality or candidate alternative theories warrant it, the fit procedure can be easily generalized to include multiple PN parameters.

We looked for evidence of PN effects in the existing orbital data by applying the PN fit procedure to the orbits of the 6 stars S1, S2, S8, S12, S13 and S14 (Eisenhauer et al. 2005). We obtain a best-fit value of $X_2 = -4.9 \pm 2.9$, which appears to exclude PN GR at a 0.02 confidence level and Newtonian physics at a 0.05 confidence level. The number of currently available Doppler shift measurements is very small, and the astrometric data is not homogeneous. It is conceivable that these results are strongly influenced by systematic effects. Future observations will settle this question.

3. SIMULATIONS

We performed a suite of simulations to investigate the detectability of 2nd-order PN effects in the Doppler shift data with existing instrumental capabilities and with realistic astrometric and spectroscopic precision. Since the relative strength of the PN effects scales with β_p (Eq. 5), we focus on stars that pass through deep (high velocity) periape during the monitoring period. This has actually happened in the period 2000–2003 (Eisenhauer et al. 2005; Fig. 2) for the two stars S2 (with period $P = 15.2$ yr, eccentricity $e = 0.88$, $r_p = 1500 r_s$, $\beta_p = 0.02$) and S14 (with $P = 38$ yr, $e = 0.94$, $r_p = 1400 r_s$, $\beta_p = 0.03$). Unfortunately, at that time precise stellar spectroscopy of the inner GC was just becoming available, and only a few Doppler measurements of S2 were obtained (Ghez et al. 2003; Eisenhauer et al. 2003a).

To make the simulations realistic, we used the 6 orbits that were actually monitored and solved by Eisenhauer et al. (2005). We generated synthetic orbits based on the published Newtonian orbital elements. The simulated datasets consisted of one observation per month (2 astrometric coordinates and one Doppler shift per star), for 6 consecutive months per year (the GC is observable only part of the year). The starting point was the year 2000, so the first 3 years already cover the periape passage of S2 and S14 (Fig. 2). To each measurement we added uncorrelated random Gaussian errors, with a standard deviation of 25 km s^{-1} for the radial velocities and 1.5 mas per coordinate for the astrometry, which are representative of

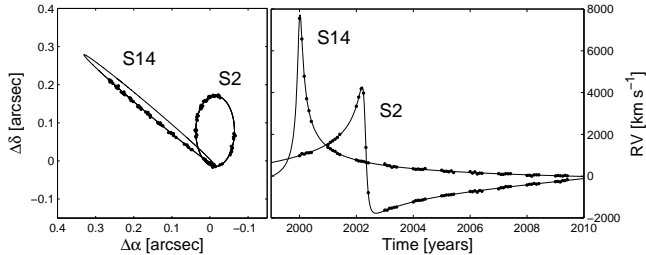


FIG. 2.— Simulated orbits of the stars S2 and S14. The “observed” astrometric data (left) and Doppler shift data (right) are marked by points.

the measurement errors for S2. The MBH’s astrometric position and proper motion were assumed to be known, since frequent accretion flares can reveal the MBH’s location (Genzel et al. 2003b; Ghez et al. 2004). These assumptions are somewhat optimistic, since S2 is better measured than most stars, and since accurate localization of the MBH by the flares is still challenging. However, judging by the continuing improvement in the data acquisition, it is not unreasonable to expect such data quality in the near future.

We generated progressively longer datasets, starting from 3 years and up to 18 years. We repeated the entire procedure twice, both with and without the PN effects. We then applied the PN orbital fit procedure to the simulated datasets, and recorded the best-fit values of X_2 , as well as those of m and R_0 .

The upper panel of Figure 3 shows the derived values of X_2 for both Newtonian and PN simulated orbits of the 6 stars (of which only S2 and S14 go through deep periaapse). The errors on X_2 clearly improve with longer monitoring. The two hypotheses can be decisively distinguished by the data at a 4σ confidence level after 10 years of monitoring. The lower panel translates the errors on X_2 into expected detection significance for 1 (S2 only), 2 (S2 and S14), and all 6 stars. These confidence levels reflect the assumed measurement errors. The effect of a change in the assumed errors can be easily assessed by noting that a global scaling of all errors simply scales the confidence interval by the same factor.

4. DISCUSSION

We demonstrated that leading order PN effects in the Doppler shifts of stars orbiting the Galactic MBH can be decisively detected in about a decade of astrometric and spectroscopic monitoring with existing instruments. We added to the usual set of Keplerian orbital elements a simple PN parameter, X_2 , which quantifies the strength of the PN effects. This PN parameter can be easily generalized to a set of PN parameters to describe any extension of Newtonian physics.

It is important to optimize the observing strategy to improve the chances of detecting PN effects. Generally, the observational program should focus on deep periaapse passages and include as many stellar orbits as possible to better constrain the parameters and break the Newtonian/PN degeneracy. Our simulations were all based on the currently observed orbits and assumed optimal observing conditions. However, future observations will include additional orbits and be carried under varying observing conditions, which were not considered here. A comprehensive study of a range of orbital configurations, measurement errors and observational resources allocation strategies remains to be done.

Radial velocity information allows the unambiguous

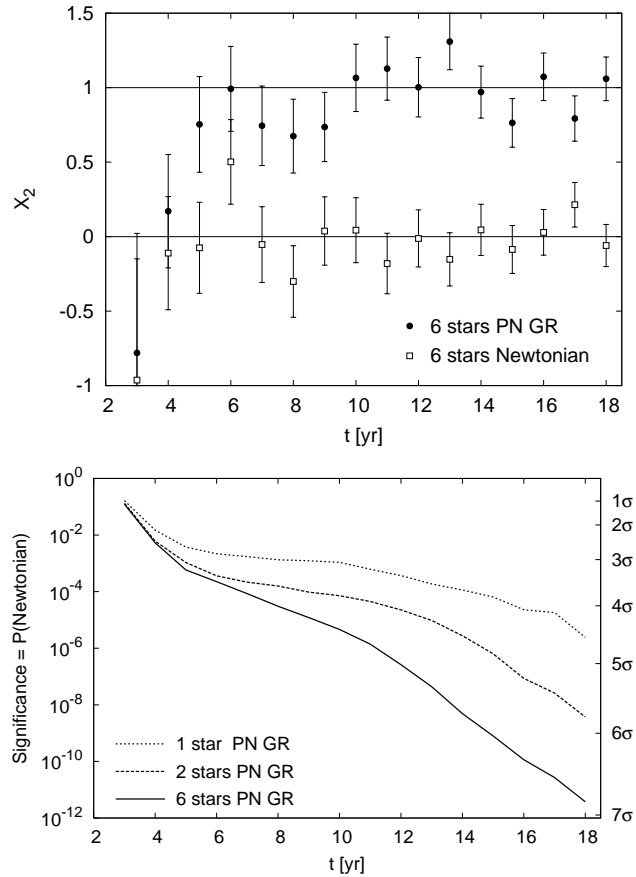


FIG. 3.— Top: 1σ limits on the best-fit X_2 parameter that quantifies the strength of the leading order PN effects in the data ($X_2 = 0$ for Newtonian physics and $X_2 = 1$ for PN physics). Bottom: The mean significance of detection of the PN effects (rejection of Newtonian hypothesis) in the simulated dataset with PN physics, as function of monitoring time for 1, 2 and 6 stars, presented in terms of the rejection probability (left axis) and as standard deviations (right axis).

derivation of both the MBH mass, m , and distance to the GC, R_0 , without prior assumptions (Salim & Gould 1999). If ignored, the PN effects can introduce systematic errors in the best-fit values of these parameters. For example, the inclusion of the gravitational redshift, transverse Doppler and Rømer effects (not taken into account in previous orbital solutions) in the orbital fitting of existing data changes the best-fit values from $m = (3.47 \pm 0.25) \times 10^6 M_\odot$ to $m = (3.65 \pm 0.28) \times 10^6 M_\odot$ and from $R_0 = 7.47 \pm 0.24$ kpc to $R_0 = 7.59 \pm 0.25$ kpc. These changes are not yet statistically significant. However, our simulations indicate that once Doppler shift measurements are available, the discrepancies can become highly significant. For example, the neglect of the PN effects in the orbital solutions of the simulated data of 6 stars monitored for a decade results in 8σ discrepancies in the derived values of m and R_0 .

Another closely related post-Newtonian effect is phase-dependent stellar flux variability. This is due to the combined effects of relativistic beaming and the Doppler shift. To leading order, beaming causes the bolometric flux to scale as $1 - 4\beta \cos \vartheta$ (Rybicki & Lightman 1979, Eq. 4.97b). However, since the infrared bands lie in the Rayleigh-Jeans part of typical S-star spectra, the flux in the emitted spectral range that is

observed after being Doppler-shifted scales as $1 + 3\beta \cos \vartheta$. Therefore the total variability scales as $1 - \beta \cos \vartheta$, which translates to an expected variability near periaapse of order $\beta_p \sim \mathcal{O}(0.01)$.

We note that the effects of any dark distributed mass around the MBH on the Doppler shift is likely to be small, but perhaps not completely negligible. The change in the Doppler shift at periaapse, δz_{dm} , due to the retrograde periaapse shift, $\delta\omega_{\text{dm}}$, that is induced by the gravitational potential perturbation of the dark mass (see Alexander 2005) is of the order $\delta z_{\text{dm}} \sim \mathcal{O}(|\delta\omega_{\text{dm}}| \beta_p)$. This perturbation can be neglected as long as $|\delta\omega_{\text{dm}}| \ll \beta_p \sim 0.01$. The periaapse shift due to the hypothesized particle dark matter cusp is completely negligible (e.g. Gnedin & Primack 2004). The periaapse shift in the

orbit of S2 due to the observed luminous stellar mass (Genzel et al. 2003a) is only $|\delta\omega_{\text{dm}}| \sim 3 \times 10^{-4}$. The possible shift due to an extreme case of mass segregation of stellar black holes (Alexander & Livio 2004) may be as high as $|\delta\omega_{\text{dm}}| \sim 10^{-3}$.

To summarize, we have shown that recent advances in infrared stellar spectroscopy allow the decisive detection of β^2 post-Newtonian effects in the Doppler shift curves with existing instruments after about a decade of observations.

We thank Re'em Sari for important comments. TA is supported by ISF grant 295/02-1, Minerva grant 8484, and a New Faculty grant by Sir H. Djangoly, CBE, of London, UK.

REFERENCES

- Alexander, T. 2005, *Physics Reports*, in press, (arXiv:astro-ph/0508106)
 Alexander, T., & Livio, M. 2004, *ApJ*, 606, L21
 Brumberg, V. A., Novikov, I. D., Shakura, N. I., & Zeldovich, Ya. B. 1975, *Soviet Astron. Lett.* 1, 2
 Eckart, A., & Genzel, R. 1996, *Nature*, 383, 415
 Eisenhauer, F., Schödel, R., Genzel, R., Ott, T., Tecza, M., Abuter, R., Eckart, A., & Alexander, T. 2003a, *ApJ*, 597, L121
 Eisenhauer, F., et al. 2003b, *Proc. SPIE*, 4841, 1548
 Eisenhauer, F., et al. 2005, *ApJ*, 628, 246
 Genzel, R., et al. 2003a, *ApJ*, 594, 912
 Genzel, R., et al. 2003b, *Nature*, 425, 934
 Ghez, A. M., Klein, B. L., Morris, M., & Becklin, E. E. 1998, *ApJ*, 509, 678
 Ghez, A. M., et al. 2003, *ApJ*, 586, L127
 Ghez, A. M., et al. 2004, *ApJ*, 601, L159
 Ghez, A. M., et al. 2005, *ApJ*, 620, 744
 Gnedin, O., & Primack, J. 2004, *Phys. Rev. Lett.*, 93 (6), 061302
 Kopeikin, S. M., & Ozernoy, L. M. 1999, *ApJ*, 523, 771
 Rubilar, G. F., & Eckart, J. M. 2001, *A&A*, 374, 95
 Rybicki, G. B., & Lightman, A. P. 1979, *Radiative Processes in Astrophysics* (New York: Wiley)
 Salim, S., & Gould, A. 1999, *ApJ*, 523, 633
 Taylor, J. H., & Weisberg, A. 1989, *ApJ*, 345, 434
 Weinberg, N. N., Milosavljević, M., & Ghez, A. M. 2005, *ApJ*, 622, 878