

# AGN in deep radio/X-ray surveys: hunting the earliest massive galaxies

NICK SEYMOUR<sup>1</sup>, DEREK MOSS<sup>2</sup>, IAN McHARDY<sup>2</sup>, KATHERINE GUNN<sup>2</sup>, MAT PAGE<sup>3</sup>, KEITH MASON<sup>3</sup>, NIC LOARING<sup>3</sup>, TOM DWELLY<sup>3</sup>

<sup>1</sup> Spitzer Science Center, California Institute of Technology, Mail Code 220-6, 1200 East California Boulevard, Pasadena, CA 91125 USA.

<sup>2</sup> School of Physics & Astronomy, University of Southampton, Highfield, Southampton, SO17 1BJ, UK.

<sup>3</sup> MSSL, University College London, Dorking, Surrey, RH5 6NT, UK.

Received; accepted; published online

**Abstract.** Despite the plethora of deep (sub-mJy) radio surveys there remains considerable doubt as to the exact nature of the galaxies contributing to the source counts. Current evidence suggests that starformation in moderately luminous *normal* galaxies is responsible for the bulk of the emission below 1mJy. However given the sensitivities of these surveys we would expect a fraction of these sources to be distant radio galaxies. Using deep VLA and GMRT data we have found  $\sim 20$  high- $z$  candidate radio galaxies in two fields using the classical ultra-steep radio spectrum technique (De Breuck *et al.* 2000) and selecting galaxies with faint ( $i' > 25$ ) optical counterparts. Several of these sources have X-ray detections in our deep *XMM/Chandra* observations and have fluxes high enough to put them in the quasar regime if they lie above redshift 3. Recently performed *Spitzer* GTO observations and upcoming near-infrared observations will help reveal the nature of these sources.

**Key words:** galaxies: active, formation, evolution

©0000 WILEY-VCH Verlag GmbH & Co. KGaA, Weinheim

## 1. Introduction

Deep extra-galactic radio surveys have been detecting numerous galaxies at 20cm with fluxes below 1mJy for 20 years now (Condon *et al.* 1989; Windhorst *et al.* 1990; Hopkins *et al.* 1998; Ciliegi *et al.* 1999; Gruppioni *et al.* 1999; Richards 2000; Prandoni *et al.* 2001; Bondi *et al.* 2003; Hopkins *et al.* 2003; Seymour *et al.* 2004). However understanding the nature of these sources has not progressed far. Classically radio surveys have detected quasars (and radio galaxies if the central black hole is hidden by dust in the optical) where the radio emission is often dominated by huge radio lobes now thought to be powered by jets. As surveys became more sensitive weak radio emission was found to be associated with starforming galaxies (eg Condon 1992) and that it was correlated with the far-infrared emission (Carilli & Yun, 2000).

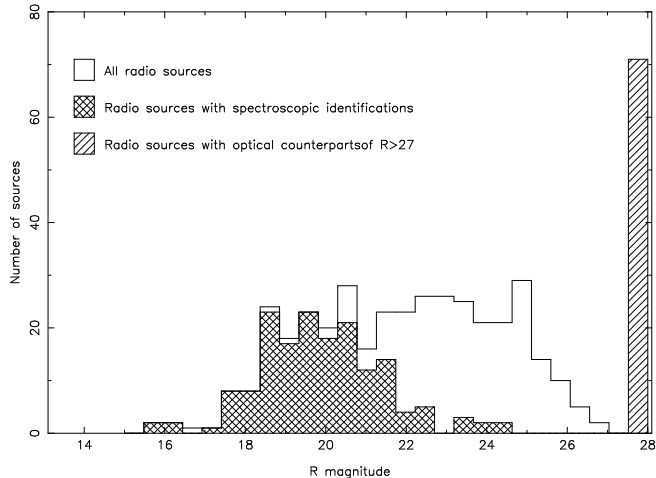
### 1.1. Source counts

Source counts are the most basic diagnostic of any survey of the sky and give us our first chance to interpret the data we

Correspondence to: seymour@ipac.caltech.edu

have collected. The many surveys mentioned above all find an up-turn below 1mJy in the Euclidean normalised differential source counts above that expected from the extrapolation of the counts at higher flux densities. This has been interpreted by many authors as being due to a new population of *normal* star forming galaxies and there is some evidence that starformation is the dominant emission mechanism in the radio for several sub-mJy sources:

1. Our two deep VLA 1.4GHz surveys (referred to as the 13hr and 1hr *XMM/ROSAT* deep survey fields) have found  $\sim 450$  sources with flux densities greater than  $30 \mu\text{Jy}$  in each 30' diameter region. We have found the number of unambiguous Active Galactic Nuclei, AGN, (ie large radio lobes and/or broad optical emission lines) decreases regularly with decreasing flux density (Seymour *et al.* 2005, in prep.).
2. Modeling of the source counts finds that the starforming population of galaxies needed to explain the sub-mJy upturn must evolve quickly with redshift (Seymour *et al.* 2005). This evolution is compatible with (and constrained by) the need for the starformation rate density to rise quickly from  $z = 0 - 1.0$  (Hopkins *et al.* 2004).



**Fig. 1.**  $R$ -band distribution of the magnitude of optical counterparts to the our 13hr *XMM/ROSAT* 1.4GHz survey, including the 165/449 that have spectroscopically confirmed redshifts.

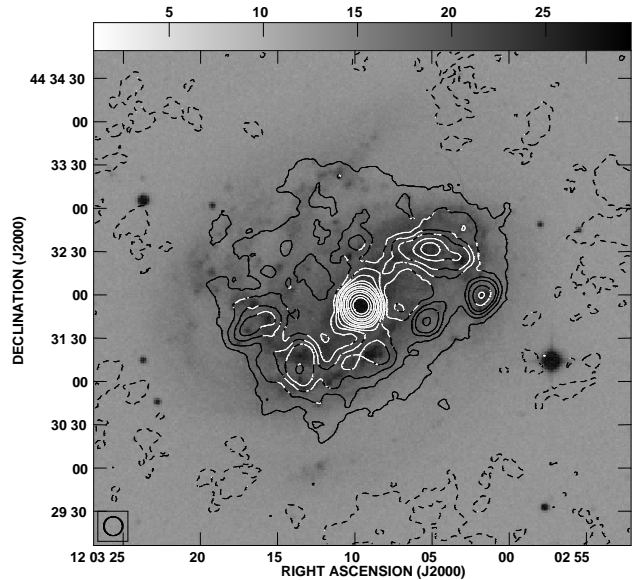
- Alfonso *et al.* 2005 have found direct evidence from spectral line ratios for starformation rates high enough to explain the observed radio luminosities of these faint galaxies. They also find that luminosity function of the star-forming radio population evolves up to  $z \sim 0.5$  at rate consistent with the models and analysis (e.g. Haarsma *et al.* 2000; Hopkins 2004)

However the identifications of these radio sources are limited by their optical magnitudes. Figure 1 shows the distribution of  $R$ -band magnitudes of optical counterparts to sources from the 13hr field. As can be seen there is a continuous distribution sources from  $R \sim 18 - 25$  before a tail off due to optical incompleteness. Around 20% of sources remain un-identified, similar to other comparatively deep surveys. Also shown in Fig. 1 is the fraction sources with spectroscopic identifications, less than half of the total sample. Other published surveys have similar spectroscopic detection rates. Therefore the current conclusions on the nature of the faint radio source population are drawn from only the optically brighter sources.

An additional issue is that some sources may have contribution to the radio from both AGN and starformation as can be seen in the local universe. In Fig. 2 we can see radio contours overlaid onto an optical image of the Seyfert 1 galaxy NGC4051. As well as the core being very luminous in the radio, there is also more extended radio emission from the starformation in the spiral arms. Although in this case the AGN outshines the radio emission from starformation by an order of magnitude, it does not mean that in other galaxies with less active black holes and weaker radio jets that the AGN and starformation will not be radiating more equally.

## 2. Our GMRT data

Radio spectra provide a particularly useful diagnostic. Starburst emission is optically thin synchrotron emission, having a normal (*i.e.* steep,  $\alpha \sim -0.7$  where  $S \propto \nu^\alpha$ ) spectrum,

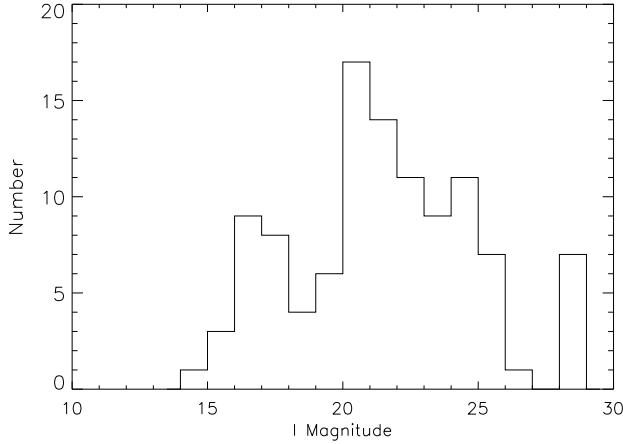


**Fig. 2.** NGC 4051 at 20cm (contours) from a combination of VLA C & D Array overlaid on a Digital Sky Survey grayscale. It is clear that as well as strong radio emission from the AGN there is significant contribution from starformation in the spiral arms.

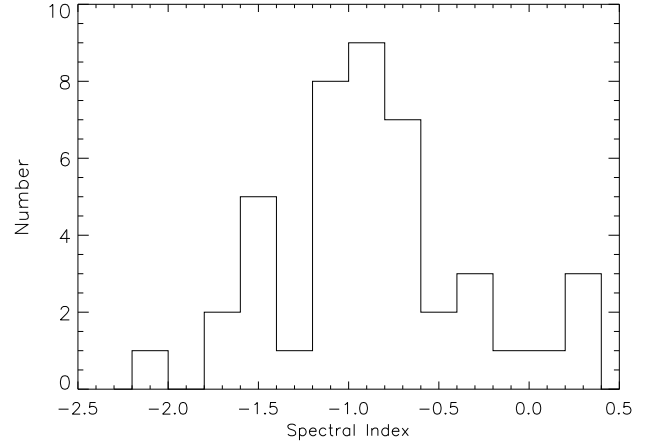
and is also likely to be extended on galaxy-size scales. Powerful radio AGN, with extended steep spectrum radio lobes, are easily distinguished, but are rare in deep surveys. More commonly, emission from faint AGN is point-like and of relatively flat spectrum, perhaps from a compact jet. However some older AGN will have diffuse steep spectrum lobes that will be brighter at lower frequencies and hence be missed by high-resolution observations at 20cm.

Therefore in august 2004 we obtained data on our 1hr and 13hr fields at 610MHz and 235MHz with the Giant Metrewave Radio Telescope (GMRT) in order to obtain 3-point radio spectral indices of our sources. From 4hours of observations, including calibration, we have obtained a map at 610MHz with a rms noise level of  $57 \mu\text{Jy}/\text{beam}$  at the phase centre with a dynamic range just below 1000 making it the deepest 610MHz extra-galactic survey to the best of our knowledge (Moss *et al.*, in prep.).

Over 200 sources are detected in each field at 610MHz within a diameter of  $1^\circ$  with fluxes greater than  $300 \mu\text{Jy}$ . Around 100 of these sources are also detected in the smaller 1.4GHz VLA maps. Most steep spectrum sources, *i.e.*  $\alpha \sim -0.7$ , are associated with optically bright spiral galaxies. We have several ultra-steep spectrum sources,  $\alpha \leq -1$ , with faint optical counterparts. The distribution of  $i'$ -band counterparts to these 610MHz sources is more bi-modal (see Fig. 3) than the distribution of optical counterparts to the 1.4GHz surveys. This distribution is consistent with the observations that many sources are bright spirals, but what is the nature of the optically fainter sources?



**Fig. 3.**  $i'$ -band distribution of the magnitude of optical counterparts to the 1hr *XMM/ROSAT* 610MHz survey.



**Fig. 4.** Distribution of radio spectral indices ( $\alpha_{610MHz}^{1.4GHz}$ ,  $S_\nu \propto \nu^\alpha$ ) of sources common to the 1.4GHz VLA and 610MHz GMRT surveys of the 1hr *XMM/ROSAT* field.

### 3. HzRG candidates

Both radio galaxies and quasars (i.e. radio-loud QSOs) host massive black holes and are very luminous at all wavelengths, but radio galaxies are preferred for the study of galaxy formation at high redshifts as quasars tend to out shine their host galaxies. In radio galaxies the active nucleus is hidden by optically thick material just beyond the accretion disk and so the host galaxy is detectable. There is now considerable evidence that high- $z$  radio galaxies (HzRGs) are hosted by massive galaxies at every epoch (Archibald *et al.* 2001; Pentericci *et al.* 2001; Stern *et al.* 2003; Rocca-Volmerange *et al.* 2004)

High redshift radio galaxies are rare but, over the last decade or so, it has become clear that ultra-steep radio spectra (USS;  $\alpha < -1.3$ ;  $S \propto \nu^\alpha$ ) provide the best selection diagnostic of high redshift radio galaxies (e.g. De Breuck *et al.* 2000). In the De Breuck *et al.* sample 35% of USS candidates are confirmed to have  $z > 3$ . The De Breuck *et al.* sample has a flux limit of  $S_{1.4GHz} > 10\text{mJy}$ . This sample preferentially samples high luminosities in the redshift range 1 to 5. But what will we find at lower flux limits?

There are two main possibilities. We may find lower luminosity sources at high redshifts, and so be able to study properly the evolution of the radio luminosity function at high redshifts. We may also find HzRGs at unprecedented redshifts (ie  $z > 6$ ) and so observe galaxies and massive black holes in their earliest stages of formation. Thus USS samples selected at low (sub-mJy) flux limits have great potential for the study of galaxy formation.

#### 3.1. Our Sample

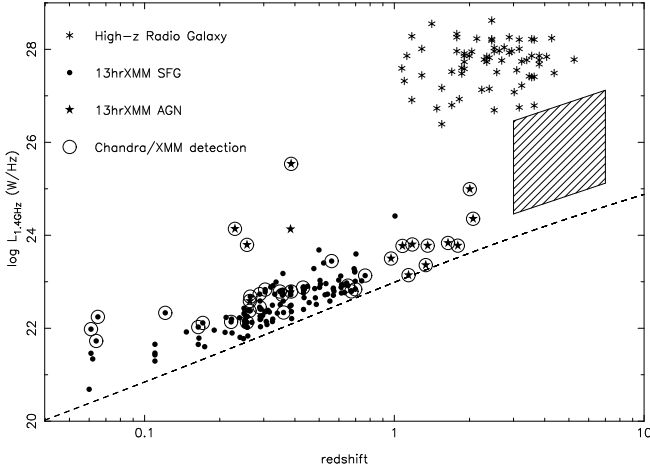
In each field we find around 10 sources with  $\alpha \leq -1.0$  and no confirmed optical counterparts, i.e.  $i' > 25$ . These make up our candidate sample which include several objects also detected in our *XMM/Chandra* observations. If these sources are high- $z$  radio galaxies then the X-ray emission is most likely from the accretion onto the central supermassive black hole. Whilst X-ray emission from the AGN is often absorbed

in radio galaxies, mainly at harder energies  $> 1\text{keV}$ , the absorption may be shifted out of the hard X-ray band at high redshifts, partly negating the decrease in flux density from the luminosity distance squared dimming.

#### 3.2. Expected Redshift - Luminosity Distribution of our sample

The redshift-luminosity (1.4GHz) distribution of 165/449 radio sources in our 13hr field, representing  $\sim 80\%$  of the sources with  $R \leq 22$ , is presented in Fig. 5 Confirmed AGN (broad emission lines and/or radio lobes) are plotted as stars and the rest, presumed to be star-forming galaxies although there are probable exceptions, are represented by filled circles. Sources circled have also been detected with our deep *XMM/Chandra* data (which is identical to that of the 1hr field). Plotted as reference is a sample of high redshift radio galaxies selected to cover the typical redshift-luminosity space of HzRGs and currently being studied with Spitzer in a GO Cycle 1 proposal (PI Daniel Stern). The detection limit of  $30\mu\text{Jy}$  is indicated by the dashed line. The expected range of any detected high- $z$  radio galaxies is indicated by the shaded region. The boundary in redshift is determined by  $z = 3$  cutoff due to USS selection and the faint optical nature of the sources, whilst the  $z = 7$  cutoff represents the approximate era of reionisation and the earliest a supermassive black-hole can have gained enough mass to be radiating at the proposed luminosities. The boundary in luminosity is determined simply as being 2 orders of magnitude from the detection limit at 1.4GHz (given the pre-selection of  $S_{610MHz} \geq 0.3\text{mJy}$ ), i.e. within the reasonable expectation of the value of the luminosities due to Malmquist bias.

Figure 5 therefore shows that any high- $z$  radio galaxies we detect will be either less luminous counterparts to the known HzRGs (although too luminous to be star-forming galaxies) or will be HzRGs at un-precedented redshifts likely accreting at high-rate as early super-massive black-holes are being formed. In the former case detecting less luminous counterparts to known HzRGs will increase the number of



**Fig. 5.** Distribution in luminosity/redshift space of the 165 radio sources from our 13hr field with spectroscopic redshifts (stars = AGN, filled circles = starforming galaxies, circles = detection by *Chandra* and/or *XMM*). The sample of high- $z$  radio galaxies is that currently being studied by *Spitzer* with GO Cycle 1 data (PI Daniel Stern) and is indicative of the typical luminosity distribution of HzRGs above  $z = 1$ . The shaded region shows the expected distribution of our candidate sources given the select effects (radio flux and no optical ID) and the likely impact of the onset of reionisation at  $z = 7$ .

low-luminosity HzRGs improving the study of observables influenced by the AGN power (e.g. the amount of scattered light). Additionally these observations would be vital in constraining the less luminous end of the radio AGN luminosity function (Dunlop & Peacock 1990; Willot *et al.* 2001; Brookes *et al.*, these proceedings). In the latter case we may have detected spheroidal galaxies and super-massive black holes co-forming (e.g. Magorrian *et al.* 1998; Tremaine *et al.* 2002).

#### 4. Future work & conclusions

We have demonstrated the feasibility of using sub-mJy, multi-wavelength observations to select HzRG candidates using the VLA and GMRT. These sources may either be low luminosity counterparts to the traditional family of HzRGs or HzRGs at unprecedented redshifts still in the early stages of formation. Either way these sources can provide vital clues to the early evolution of SMBH and giant elliptical galaxies. Clearly these sources warrant follow-up and through a combination of guaranteed UKIRT WFCAM and Palomar WIRC time we will obtain NIR imaging of these sources to  $K \sim 21$  in the coming semester. We have also applied for deeper GMRT time on each field to an rms sensitivity of  $25 \mu\text{Jy}$  at 610 MHz in order to use radio spectra to help us distinguish between AGN and starforming galaxies. These deeper observations will no doubt throw up more HzRG candidates.

Additionally in June of this year the 13hr field was observed at Infrared wavelengths with the IRAC and MIPS instruments aboard *Spitzer* as part of the instrument teams' GTO time (PIs Rieke and Fazio). These observations will

be of an equivalent depth to the 4th deepest *Spitzer* survey. These data are clearly crucial in probing the restframe optical NIR emission of these potential HzRGs and determining initial photometric redshifts. Spectroscopic redshifts could later be obtained through either NIR spectroscopy if bright enough or through the IRS instrument on *Spitzer* (e.g. Houck *et al.* 2005).

*Acknowledgements.* We would like to thank Montse, Rosa, Enrique and Jose Luis for organising a superb conference in Granada. We would also like to thank the staff of the GMRT for helping us in obtaining the data. In particular we give thanks to Niruj Mohan looking after us in India. As always the Belgian deserves thanks for much useful advice.

#### References

- Alfonso, J., Georgakakis, A., Almeida, C., Hopkins, A. M., Cram, L. E., Mobasher, B., Sullivan, M., *et al.* : 2005, *ApJ*, 624, 135  
 Archibald, E., Dunlop, J.S., Hughes, D.H., Rawlings, S., Eales, S.A., Ivison, R.J.: 2001, *MNRAS*, 323, 417  
 Bondi, M., Ciliegi, P., Zamorani, G., Gregorini, L., Vettolani, G., Parma, P., de Ruiter, H., Le Fevre, O., 2003, *AAP*, 403, 857  
 Ciliegi, P., McMahon, R.G., Miley, G., *et al.* : 1999, *MNRAS*, 302, 222  
 Pozzi, F., Zamorani, G., Ciliegi, P., Lari, C., Calabrese, E., Franca, F.L., & Matue, I.: 200  
 Carilli, C.L. & Yun, M.S., 2000, *ApJ*, 530, 618  
 Condon, J.: 1992, *ARAA*, 30, 575  
 Condon, J.J.: 1989, *ApJ* 338, 13  
 Gruppioni, C., Ciliegi, P., Rowan-Robinson, M., Cram, L., Hopkins, A., Cesarsky, C., Danese, L., Franceschini, A., *et al.* : 1999, *MNRAS*, 305, 297  
 De Breuck, C., : 2000, *A&AS*, 143, 303  
 Dunlop, J.S., & Peacock, J.A. : 1990, *MNRAS*, 247, 19  
 Haarsma, D.B., Partridge, R.B., Windhorst, R.A. & Richards, E.A.: 2000, *ApJ*, 544, 641  
 Hopkins, A.M., Mobasher, B., Cram, L., & Rowan-Robinson, M.: 1998 *MNRAS*, 296, 839  
 Hopkins, A., Alfonso, J., Chan, B., Cram L.E., Georgakakis, A., Mobasher, B.: 2003, *AJ*, 125, 465  
 Hopkins, A.: 2004, *ApJ*, 615, 209  
 Houck, J., Soifer, B.T., Weedman, D., Higdon, S.J.U., Higdon, J.L., Herter, T.; Brown, M.J.I., Dey, A., *et al.* : 2005, *ApJ*, 622L, 105  
 Magorrian, J., Tremaine, S., Richstone, D., Bender, R., Bower, G., Dressler, A., Faber, S. M., *et al.* : 1998, *AJ*, 115, 2285  
 Moss, D., McHardy, I.M. & Seymour, N., 2005, *MNRAS*, *in prep.*  
 Pentericci, L., McCarthy, P.J., Röttgering, H.J.A., Miley, G.K., van Breugel, W.J.M., Fosbury, R.: 2001, *ApJS*, 135, 63  
 Prandoni, I., Gregorini, L., Parma, P., de Ruiter, H.R., Vettolani, G., Wieringa, M.H., Ekers, R.D.: 2001, *AAP*, 365, 392  
 Richards, E.A., 2000, *ApJ*, 533, 611  
 Rocca-Volmerange, B., Le Borgne, D., De Breuck, C., Fioc, M., Moy, E.: 2004, *A&A*, 415, 931  
 Seymour, N., McHardy, I.M., Gunn, K.F.: 2004, *MNRAS*, 352, 131  
 Seymour, N., McHardy, I.M., Gunn, K.F., Moss, D., Page, M., Mason, K., Loaring, N. & Dwelly, T.: 2004, *MNRAS*, *in prep.*  
 Stern, D., Holden, B., Stanford, S.A., Spinrad, H: 2003, *AJ*, 125, 2759  
 Tremaine, S., Gebhardt, K., Bender, R., Bower, G., Dressler, A., Faber, S. M., Filippenko, A.V., Green, R., *et al.* : 2002, *ApJ*, 574, 740  
 Willot, C.J., Rawlings, S., Blundell, K.M., Lacy, M., Eales, S.A.: 2001, *MNRAS*, 322, 536  
 Windhorst, R., Mathis, D., & Neuschaefer, L.: 1990, in *ASP Conf. Ser. 10: Evolution of the Universe of Galaxies*, pp 389-403